

lights up  let's go



2025 | TORONTO BLUE JAYS

OFFICIAL GUIDE



2025 PROMOTIONS & EVENTS SCHEDULE

MARCH

THU MAR 27	OPENING DAY PRESENTED BY TD <i>BLUE JAYS TROUPE PRESENTED BY TD (45,000 FANS ON ENTRANCE)</i> <i>BLUE JAYS MARKET SCHEDULE PRESENTED BY TD (45,000 FANS ON ENT)</i>
FRI MAR 28	CITY CONNECT FRIDAYS 80 BENEFIT LAYERS CITY CONNECT REPLICA JERSEY GIVEAWAY (FIRST 15,000 FANS)
SUN MAR 30	JR. JAYS OPENING DAY KIDS 14 AND UNDER RUN THE BASES POSTGAME
MON MAR 31	VLADIMIR GUERRERO JR. SILVER SLUGGER BOBBLEHEAD GIVEAWAY NIGHT VLADIMIR GUERRERO JR. SILVER SLUGGER BOBBLEHEAD GIVEAWAY (FIRST 15,000 FANS)

APRIL

TUE APR 1	LOONIE DOGS NIGHT PRESENTED BY SCHNEIDERS 51 HOT DOG NIGHT AT THE BALLPARK
WED APR 2	WORK FROM DOME ELEVATE YOUR WORKDAY WITH THE ULTIMATE OFFICE VIEW AT ROGERS CENTRE
TUE APR 15	LOONIE DOGS NIGHT PRESENTED BY SCHNEIDERS 51 HOT DOG NIGHT AT THE BALLPARK
WED APR 16	SCHOOL DAY
FRI APR 18	CITY CONNECT FRIDAYS CITY CONNECT BOMBER JACKET GIVEAWAY PRESENTED BY ENERCARE (FIRST 15,000 FANS)
SAT APR 19	SPECIALTY TICKET - HELLO KITTY YOUR SPECIALTY TICKET INCLUDES A TICKET TO THE GAME AND A <i>BLUE JAYS</i> HELLO KITTY BACKPACK
SUN APR 20	JR. JAYS SUNDAYS KIDS 14 AND UNDER RUN THE BASES POSTGAME
TUE APR 29	LOONIE DOGS NIGHT PRESENTED BY SCHNEIDERS 51 HOT DOG NIGHT AT THE BALLPARK
WED APR 30	ALEJANDRO KIRK BOBBLE-ARM GIVEAWAY NIGHT ALEJANDRO KIRK BOBBLE-ARM GIVEAWAY (FIRST 15,000 FANS)

MAY

FRI MAY 2	CITY CONNECT FRIDAYS CITY CONNECT CHIPS BACON-T-BALL REPLICA JERSEY GIVEAWAY (FIRST 15,000 FANS)
SAT MAY 3	BLUE JAYS MINICRAFT DAY <i>BLUE JAYS MINICRAFT HAT GIVEAWAY (FIRST 15,000 FANS)</i> MINICRAFT ACTIVITIES THROUGHOUT THE BALLPARK
SUN MAY 4	JR. JAYS SUNDAYS KIDS 14 AND UNDER RUN THE BASES POSTGAME
TUE MAY 13	LOONIE DOGS NIGHT PRESENTED BY SCHNEIDERS 51 HOT DOG NIGHT AT THE BALLPARK
WED MAY 14	DAULTON VARSHO GOLD GLOVE BOBBLEHEAD GIVEAWAY NIGHT DAULTON VARSHO GOLD GLOVE BOBBLEHEAD GIVEAWAY (FIRST 15,000 FANS)
THU MAY 15	WORK FROM DOME ELEVATE YOUR WORKDAY WITH THE ULTIMATE OFFICE VIEW AT ROGERS CENTRE
FRI MAY 16	CITY CONNECT FRIDAYS CITY CONNECT NIGHT MODE HAT GIVEAWAY PRESENTED BY RYOB1 (FIRST 15,000 FANS)
SAT MAY 17	BLUE JAYS BARBIE GAME DAY <i>BLUE JAYS BARBIE HAWAIIAN SHIRT GIVEAWAY (FIRST 15,000 FANS)</i> BARBIE ACTIVITIES THROUGHOUT THE BALLPARK
SUN MAY 18	JR. JAYS SUNDAYS KIDS 14 AND UNDER RUN THE BASES POSTGAME
TUE MAY 20	LOONIE DOGS NIGHT PRESENTED BY SCHNEIDERS 51 HOT DOG NIGHT AT THE BALLPARK
WED MAY 21	GEORGE SPRINGER REPLICA FOOTBALL JERSEY GIVEAWAY NIGHT PRESENTED BY TD GEORGE SPRINGER REPLICA FOOTBALL JERSEY GIVEAWAY PRESENTED BY TD (FIRST 15,000 FANS)
THU MAY 22	SCHOOL DAY
FRI MAY 30	CITY CONNECT FRIDAYS VLADIMIR GUERRERO JR. CITY CONNECT TICKET HOCKEY JERSEY GIVEAWAY (FIRST 15,000 FANS)
SAT MAY 31	CRICKET DAY AT THE PARK PRESENTED BY TD <i>BLUE JAYS CRICKET WARM-UP JACKET GIVEAWAY PRESENTED BY TD (FIRST 15,000 FANS)</i> CRICKET ACTIVITIES THROUGHOUT THE BALLPARK

JUNE

SUN JUN 1	JR. JAYS SUNDAYS FIRST OUTDOOR PROGRAM OF THE SEASON. KIDS 14 AND UNDER RUN THE BASES POSTGAME
TUE JUN 3	LOONIE DOGS NIGHT PRESENTED BY SCHNEIDERS 51 HOT DOG NIGHT AT THE BALLPARK
WED JUN 4	SPECIALTY TICKET - GOLF YOUR SPECIALTY TICKET INCLUDES A TICKET TO THE GAME AND A <i>BLUE JAYS</i> GOLF HEADCOVER
THU JUN 5	WORK FROM DOME ELEVATE YOUR WORKDAY WITH THE ULTIMATE OFFICE VIEW AT ROGERS CENTRE
TUE JUN 17	LOONIE DOGS NIGHT PRESENTED BY SCHNEIDERS 51 HOT DOG NIGHT AT THE BALLPARK
WED JUN 18	KEVIN GAUSMAN T-SHIRT GIVEAWAY NIGHT PRESENTED BY RYOB1 KEVIN GAUSMAN T-SHIRT GIVEAWAY PRESENTED BY RYOB1 (FIRST 15,000 FANS)
THU JUN 19	WORK FROM DOME ELEVATE YOUR WORKDAY WITH THE ULTIMATE OFFICE VIEW AT ROGERS CENTRE

FRI JUN 20	PRIDE NIGHT PRESENTED BY TD CITY CONNECT CROSSBODY BAG GIVEAWAY PRESENTED BY TD (FIRST 15,000 FANS)
SUN JUN 22	JR. JAYS SUNDAYS OUTDOOR PROGRAM CONTINUES. KIDS 14 AND UNDER RUN THE BASES POSTGAME
MON JUN 30	ANDRÉS GIMÉNEZ NEW BLUE REPLICA JERSEY GIVEAWAY NIGHT ANDRÉS GIMÉNEZ NEW BLUE REPLICA JERSEY GIVEAWAY (FIRST 15,000 FANS)
JULY	
TUE JUL 1	CANADA DAY <i>BLUE JAYS' RED REPLICA JERSEY GIVEAWAY (FIRST 15,000 FANS)</i> CANADA DAY ACTIVITIES THROUGHOUT THE BALLPARK
FRI JUL 4	CITY CONNECT FRIDAYS
SUN JUL 6	JR. JAYS SUNDAYS OUTDOOR PROGRAM CONTINUES. KIDS 14 AND UNDER RUN THE BASES POSTGAME
FRI JUL 18	CITY CONNECT FRIDAYS JOSE BERRIOS CITY CONNECT REPLICA JERSEY GIVEAWAY (FIRST 15,000 FANS)
SUN JUL 20	JR. JAYS SUNDAYS OUTDOOR PROGRAM CONTINUES. KIDS 14 AND UNDER RUN THE BASES POSTGAME
MON JUL 21	JEFF HOFFMAN BOBBLEHEAD INSPIRED BY THANDOS GIVEAWAY NIGHT JEFF HOFFMAN BOBBLEHEAD INSPIRED BY THANDOS GIVEAWAY (FIRST 15,000 FANS)
TUE JUL 22	LOONIE DOGS NIGHT PRESENTED BY SCHNEIDERS 51 HOT DOG NIGHT AT THE BALLPARK
WED JUL 23	SALSA NIGHT DANCING VLAD BOBBLEHEAD GIVEAWAY (FIRST 15,000 FANS)

AUGUST

FRI AUG 1	CITY CONNECT FRIDAYS POSTGAME FIREWORKS
SAT AUG 2	SPECIALTY TICKET - SLO-PITCH YOUR SPECIALTY TICKET INCLUDES A TICKET TO THE GAME AND A <i>BLUE JAYS</i> BAT COOLER SLING BAG
SUN AUG 3	JR. JAYS SUNDAYS OUTDOOR PROGRAM CONTINUES. KIDS 14 AND UNDER RUN THE BASES POSTGAME
TUE AUG 12	LOONIE DOGS NIGHT PRESENTED BY SCHNEIDERS 51 HOT DOG NIGHT AT THE BALLPARK
WED AUG 13	ANTHONY SANTANDER SWITCH-HITTER BOBBLEHEAD GIVEAWAY NIGHT ANTHONY SANTANDER SWITCH-HITTER BOBBLEHEAD GIVEAWAY (FIRST 15,000 FANS)
THU AUG 14	WORK FROM DOME ELEVATE YOUR WORKDAY WITH THE ULTIMATE OFFICE VIEW AT ROGERS CENTRE
FRI AUG 15	CITY CONNECT FRIDAYS CITY CONNECT REVERSIBLE BUCKET HAT GIVEAWAY (FIRST 15,000 FANS)
SUN AUG 17	JR. JAYS SUNDAYS OUTDOOR PROGRAM CONTINUES. KIDS 14 AND UNDER RUN THE BASES POSTGAME
MON AUG 25	ANDRÉS GIMÉNEZ BOBBLEHEAD GIVEAWAY NIGHT ANDRÉS GIMÉNEZ BOBBLEHEAD GIVEAWAY (FIRST 15,000 FANS)
TUE AUG 26	LOONIE DOGS NIGHT PRESENTED BY SCHNEIDERS 51 HOT DOG NIGHT AT THE BALLPARK
WED AUG 27	SPECIALTY TICKET - YOUTH BASEBALL YOUR SPECIALTY TICKET INCLUDES A TICKET TO THE GAME AND A <i>BLUE JAYS</i> SLIDING MITT
FRI AUG 29	CITY CONNECT FRIDAYS POSTGAME SUMMER BASH FIREWORKS
SUN AUG 31	JR. JAYS SUNDAYS FINAL OUTDOOR PROGRAM OF THE SEASON. KIDS 14 AND UNDER RUN THE BASES POSTGAME

SEPTEMBER

TUE SEPT 9	LOONIE DOGS NIGHT PRESENTED BY SCHNEIDERS 51 HOT DOG NIGHT AT THE BALLPARK
WED SEPT 10	SPECIALTY TICKET - UNIVERSITY & COLLEGE YOUR SPECIALTY TICKET INCLUDES A TICKET TO THE GAME AND A <i>BLUE JAYS</i> CO-BRANDED HAT
THU SEPT 11	WORK FROM DOME ELEVATE YOUR WORKDAY WITH THE ULTIMATE OFFICE VIEW AT ROGERS CENTRE
FRI SEPT 12	CITY CONNECT FRIDAYS
SAT SEPT 13	BLUE JAYS PEANUTS DAY CHARLIE BROWN BOBBLEHEAD GIVEAWAY (FIRST 15,000 FANS) PEANUTS ACTIVITIES THROUGHOUT THE BALLPARK
SUN SEPT 14	FINAL JR. JAYS SUNDAYS OF THE SEASON KIDS 14 AND UNDER RUN THE BASES POSTGAME
TUE SEPT 23	LOONIE DOGS NIGHT PRESENTED BY SCHNEIDERS 51 HOT DOG NIGHT AT THE BALLPARK
FRI SEPT 26	FAN APPRECIATION WEEKEND PRESENTED BY TD CITY CONNECT RUGBY SHIRT GIVEAWAY PRESENTED BY TD (FIRST 15,000 FANS) FAN APPRECIATION ACTIVITIES THROUGHOUT THE BALLPARK
SAT SEPT 27	FAN APPRECIATION WEEKEND PRESENTED BY TD FAN APPRECIATION ACTIVITIES THROUGHOUT THE BALLPARK
SUN SEPT 28	FAN APPRECIATION WEEKEND PRESENTED BY TD FAN APPRECIATION ACTIVITIES THROUGHOUT THE BALLPARK

2025

OFFICIAL GUIDE

CONTENTS

Jays Care Foundation.....	3
Toronto Blue Jays Baseball Club	6
23 MANAGER AND COACHES BIOGRAPHIES	
37 PLAYER BIOGRAPHIES	
2025 40-Man Roster.....	195
201 2024 SEASON IN REVIEW	
2024 Toronto Blue Jays Season in Review.....	202
2024 Toronto Blue Jays Final Statistics.....	210
215 TORONTO BLUE JAYS HISTORY	
History of the Toronto Blue Jays	216
Blue Jays in the Postseason	227
Player History.....	235
Awards	255
Opening Day	274
279 TORONTO BLUE JAYS RECORDS	
Season Records	280
Attendance Records	291
Individual Records.....	297
Club Records.....	322
Blue Jays Rookies.....	337
Home Runs.....	340
357 OPPONENTS	
Leading Opponents vs. Blue Jays	358
Opponents All-Time Leaders vs. Toronto	360
Consecutive Wins and Losses vs. AL Opponents	376
379 PLAYER DEVELOPMENT	
Player Development	380
Scouting	384
2025 Minor League Instructors	391
Minor League Affiliates	392
2025 Minor League Players.....	406
409 MEDIA & MISCELLANEOUS	
Media Services	410
Broadcasting	412
Blue Jays Spring Training Directory	422
Detailed Table of Contents	427



TORONTO BLUE JAYS BASEBALL CLUB

1 BLUE JAYS WAY, SUITE 3200, ROGERS CENTRE
TORONTO, ONTARIO M5V 1J1
(416) 341-1000

www.bluejays.com



THE 2025 TORONTO BLUE JAYS MEDIA GUIDE

Data for the 2025 Toronto Blue Jays Media Guide was gathered through March 1, 2025

Produced by: Toronto Blue Jays Communications Department:
Andrea Goldstein, Adam Felton, Simon Wells, Braeden Zahn, Madeleine Davidson,
Ashley Villarroel, Shania Bremer

Stats provided by: Major League Baseball Information System, Elias Sports Bureau, Stats Perform, TruMedia

Cover Design: Toronto Blue Jays

Photo Credits: Alykhan Ravjani, Andrew Lahodinskyj, Buffalo Bisons

Copyright © Toronto Blue Jays, 2025. All rights reserved.





Jays Care Foundation, the charitable arm of the Toronto Blue Jays, uses the game of baseball to give kids across Canada a place on a team where they belong. Proudly working in all ten provinces and all three territories, Jays Care runs baseball for development programming for more than 59,000 children and youth annually, including:

- Children and youth living with disabilities
- Indigenous children and youth
- Girls without access to sport
- Children and youth living at or below the poverty line



OUR NATIONAL PROGRAMS

CHALLENGER BASEBALL:

Challenger Baseball is Jays Care's adaptive baseball program, run in partnership with Little League Canada and Baseball Canada, specifically designed to empower children, youth, and adults living with physical and/or cognitive disabilities. The program teaches athletes living with disabilities the core life skills inherent to baseball, including teamwork, communication, determination, resiliency, inclusion, support, and courage. Challenger Baseball ensures that every athlete has the opportunity to play in a fun and safe environment where they learn to become more independent, build confidence, improve their communication skills, and create lasting friendships with their peers. In 2024, nearly 15,000 children and youth living with disabilities participated in Challenger Baseball programming across Canada.

GIRLS AT BAT:

Girls At Bat is an introductory baseball program designed to remove barriers and get more girls off the sidelines and into the game. Girls At Bat creates spaces that empower the leadership and voices of girls and provides opportunities for them to learn sport amongst an inclusive community. The program creates a sense of belonging for girls by focusing on four key pillars: connection, courage, leadership, and love of sport. In 2024, nearly 14,000 girls participated in Girls At Bat programming across Canada.



FIELD OF DREAMS:

Field Of Dreams made possible by TD is Jays Care's granting program that provides funding to design, refurbish, and build local baseball diamonds in communities across the country. Field Of Dreams diamonds are created to be safe and inclusive spaces where communities can connect, and kids can grow. In the past 10 years, Jays Care has invested nearly \$15 million in 163 Field Of Dreams diamonds across 10 provinces and two territories.

INDIGENOUS ROOKIE LEAGUE:

An inter-generational baseball program that promotes connection and belonging among Indigenous communities. The program is co-created with leadership from Indigenous partners to increase physical and mental health outcomes for Indigenous youth, while also promoting healing and collaboration among neighbouring communities. In 2024, more than 6,200 Indigenous athletes participated in Indigenous Rookie League programming across the country.

RBI:

A baseball for development program based in schools across Canada that creates opportunities for students to build friendships, develop a love for sport, and find belonging amongst their peers. RBI works with local schools to remove barriers students face getting into the game. The program is offered through schools in the spring and summer. In 2024, more than 24,200 children and youth participated in RBI programming across Canada.





SUPPORT OUR #BLUEJAYSCOMMUNITY

GET YOUR 50/50 TICKETS:

The ultimate win-win! Fans in Ontario and Nova Scotia over the age of 18 can support Jays Care and join our league-leading 50/50 jackpots at bluejays.com/5050. Last year, the most philanthropic fans in baseball won more than \$10M through 50/50 jackpots, including a \$2.6M jackpot to celebrate the start of the season.

GET SOCIAL:

Follow us on Instagram, X, and LinkedIn @JaysCare and like @JaysCare on Facebook to stay connected with our #BlueJaysCommunity!

BE OUR GUEST:

There are many opportunities to get involved with Jays Care events throughout the season. Visit jayscare.com to learn about our fundraising events, including our annual Sportsnet Jays Care Broadcast Auction!

LEARN MORE:

For more information on Jays Care programming and events visit www.jayscare.com or contact Joey Quintanilha at 437-247-8129 or Joey.Quintanilha@bluejays.com.



TORONTO BLUE JAYS

BASEBALL CLUB & ROGERS CENTRE

*For a current version, visit bluejays.com

ROGERS COMMUNICATIONS

Edward Rogers.....Chairman, Toronto Blue Jays
 Roger RaiVice Chairman, Toronto Blue Jays
 Anthony StaffieriPresident & CEO,
 Rogers Communications Inc.

EXECUTIVE OFFICE

Mark A. Shapiro.....President & CEO
 Paul Beeston.....President Emeritus
 Ross Atkins.....Executive Vice President,
 Baseball Operations & General Manager
 Marnie Starkman.....Executive Vice President,
 Business Operations
 Gail Ricci.....Executive Assistant to the President & CEO

BASEBALL OPERATIONS

Tony Lacava.....Senior Vice President, Player Personnel
 James Clark.....Vice President, Baseball Strategy
 Andrew Tinnish.....Vice President, International Scouting &
 Baseball Operations
 David Bell.....Vice President, Baseball Operations &
 Assistant General Manager
 Mike Murov.....Assistant General Manager
 Joe Sheehan.....Assistant General Manager
 Jeremy Reesor.....Director, Baseball Operations
 Peter Saunders.....Senior Director, Baseball Systems
 Adam Yudelman.....Director, Baseball Research
 Sanjay Choudhury.....Principal Scouting Analyst
 Scott Blinn.....Director, Major League Clubhouse Operations
 Kevin Malloy.....Senior Manager, Visiting Clubhouse
 Mustafa Hassan.....Manager, Home Clubhouse Operations
 Rodney Hiemstra.....Manager, Team Travel
 Anna Coppola.....Executive Assistant to the General Manager
 Spencer Estey.....Senior Software Engineer
 Ben Jones.....Senior Biomechanist, Applied Hitting Research
 Clare Padmore.....Senior Manager, Biomechanist
 Nikki Aitcheson-Huehn.....Biomechanist
 Theron Simpson.....Senior Coordinator, Player Acquisition
 Ketan Dedar.....Coordinator, Baseball Operations
 Josh Goreham.....Lead Performance Analyst
 Dan Goldberg.....Lead Data Scientist
 Graydon Carruthers.....Senior Data Scientist
 Liam Stevenson.....Senior Data Scientist
 Gabrielle Campos.....Senior Data Engineer, Baseball Systems
 Adam Sequeira.....Data Engineer, Baseball Systems
 John Meloche.....Lead Developer, Baseball Systems
 Antoine Laplante.....

Senior DevOps Engineer, Baseball Systems

Antonio Garcia.....Senior Developer, Baseball Systems
 Adam Gariba.....Baseball Systems Developer
 Khalid Talakshi.....Baseball Systems Developer
 Maxine Wang.....Senior Baseball Research Specialist
 Claire Wilson.....Baseball Research Specialist
 Alex Eisert.....Baseball Research Analyst
 Liam Ralph.....Baseball Research Analyst
 Emma Ritcey.....Baseball Research Analyst
 Peter L'Oiseau.....Data Scientist
 Anthony Lucchese.....Quality Assurance Analyst
 Luke Hoey.....Coordinator, Pitching Gameplanning
 Christian Conforti.....Advance Information Coordinator
 Alex Andreopoulos.....Major League Bullpen Catcher
 Luis Hurtado Major League Bullpen Catcher/Catching Coach
 Hector Lebron.....Cultural Development Coordinator
 Chris Miller.....Clubhouse Attendant

BASEBALL OPERATIONS - HIGH PERFORMANCE

Steve Rassel.....Director, Mental & Physical Development
 Andrew Pipkin.....Major League Director of Health
 and Performance
 Jose Julian Ministral.....Head Athletic Trainer

Voon Chong.....Major League First Assistant Athletic Trainer
 Drew MacDonald.....Major League Second Assistant
 John Biggar.....Major League Physical Therapist
 Scott Nealon.....Major League Dietitian
 Todd Earl.....Sports Massage
 Scott Webberg.....Head Major League Strength
 & Conditioning Coach
 Jason Dowse.....Major League Assistant Strength
 & Conditioning Coach
 Jeremy Trach.....Major League Assistant Strength
 & Conditioning Coach
 Adam Ingle.....Assistant Medical Director
 Michael Rendon.....Athletic Training Coordinator
 Scott Peters.....Assistant Director Health & Performance,
 Scouting
 Caitlin Haworth.....Rehab Mental Performance Coach
 Joe Hallock.....Rehab Coordinator - Upper Level
 Alex Suerte.....Rehab Coordinator - Lower Level
 Edgardo Rivera Lopez.....Minor League Physical Therapist
 Jon Woodworth.....Senior Athletic Trainer
 Aaron Spano.....Minor League Strength
 & Conditioning Coordinator
 Justin Batcher.....Minor League Assistant Strength
 & Conditioning Coordinator
 Omar Aguilar.....Latin America Strength
 & Conditioning Coordinator
 Frank Esposito.....Latin America Athletic Training Coordinator
 Taylor Haslinger.....Rehab Strength & Conditioning Coordinator
 Phil Tomassi.....Rehab Assistant Strength
 & Conditioning Coach
 Rob DiBernardo.....Mental Performance Coordinator
 Katarina Dimino.....Nutrition Coordinator
 Kara Terry.....Nutrition Consultant
 Ceara Larson.....Analyst, Performance Science Operations
 Sonia De La Cruz.....Education Coordinator
 Dr. Sam Lima.....Employee Assistance Program Director
 Paul Steinhauer.....Certified Mental Health Clinician
 Romaine Newell.....Executive Chef
 Dr. John Theodoropoulos.....Head Orthopedic Surgeon
 Dr. David Lawrence.....Head Primary Care Physician
 Dr. Fred Brennan.....Florida Internal Medicine Team Physician
 Dr. Ted Farrar.....Florida Internal Medicine Team Physician
 Dr. James Fischer.....Florida Internal Medicine Team Physician
 Dr. Peter Howard.....Florida Internal Medicine Team Physician
 Dr. Aaron Mates.....Florida Orthopedic Team Physician
 Dr. Steven Mirabello.....Florida Orthopedic Team Physician
 Melissa Doldron.....Consulting Sports Massage
 Dr. Jason Smith.....Consulting Orthopedic Surgeon
 Dr. Irv Feferman.....Consulting Team Physician
 Dr. Pat Graham.....Consulting Chiropractor
 Dr. Ron Taylor.....Physician Emeritus

BASEBALL OPERATIONS - PLAYER DEVELOPMENT

Joe Scalfani.....Director, Player Development
 Charlie Wilson.....Director, Minor League Operations
 Eric Duncan.....Director, Position Player Development
 Justin Lehr.....Director, Pitching
 Reed Kienle.....Assistant Director, Player Development
 John Tamargo Jr.....Manager/Short-Season Field Coordinator
 Danny Solano.....Rookie Level Coordinator
 Ricky Meinhold.....Pitching Development Coordinator
 Josh Paul.....Catching Coordinator
 Craig Parry.....Hitting Coordinator
 Donnie Murphy.....Infield Coordinator
 Frank Herrmann.....Pitching Acquisitions Specialist
 Michelle Rodgers.....Minor League Operations
 Business Manager
 Billy Wardlow.....Minor League Equipment Coordinator
 Jordan Eaddy.....Coordinator, Player Development
 & ML Video
 Alex Chambers Coordinator, Player Development Operations
 Cassandra Lee.....Coordinator, Short Season Operations



Edwin Encarnacion..... Special Assistant to the Organization
 Victor Martinez..... Special Assistant to the Organization
 Jason Bere..... Special Assistant to Player Development
 Pat Hentgen..... Special Assistant to Player Development
 Kevin Kiermaier..... Special Assistant to Player Development
 Paul Quantrill..... Special Assistant to Player Development
 Tim Raines..... Special Assistant to Player Development
 Devon White..... Special Assistant to Player Development
 Tyler Dobos..... Pitching Resource Analyst
 Jeff Ware..... Lower Level Pitching Specialist
 Anthony Gomez..... Rehab Pitching Coach
 Adrian Martin..... Rehab Assistant Pitching Coach
 Matt Young..... Rehab Hitting Coach
 Angel Guzman..... Rehab Position Coach
 Matt Domian..... Rehab Bullpen Catcher
 Jackson Pass..... Player Development Intern
 Trevor Reformatt..... Player Development Intern
 TJ Yakimisky..... Player Development Intern

BASEBALL OPERATIONS - PRO SCOUTING

Ryan Mittleman..... Vice President, Pro Scouting
 John Babocsi..... Assistant Director, Pro Scouting
 Carson Cistulli..... Assistant Director, Player Personnel
 Sal Butera..... Major League Scout
 Bryan Lee..... Manager, Pro Scouting
 Kevin Briand..... Professional Scout
 Justin Coleman..... Professional Scout
 Megan Evans..... Professional Scout
 David May Jr..... Professional Scout
 Dean Steinman..... Professional Scout
 Stephen Yoo..... Professional Scout
 Hideaki Sato..... Coordinator, Pacific Rim Operations
 Jon Lalonde..... Manager, Player Personnel
 Nick Manno..... Manager, Player Personnel
 Brent Urcheck..... Manager, Player Personnel
 Adam Guttridge..... Specialist, Player Personnel
 Matt Anderson..... Coordinator, Player Personnel
 Blake Bentley..... Coordinator, Player Personnel
 Marc Lippman..... Coordinator, Player Personnel
 Tim Rooney..... Coordinator, Player Personnel
 Tommy Farah..... Senior Analyst, Pro Scouting

BASEBALL OPERATIONS - AMATEUR SCOUTING

Marc Tramuta..... Director, Amateur Scouting
 Kory Lafreniere..... Assistant Director, Amateur Scouting
 C.J. Ebarb Jr..... National Crosschecker
 Brandon Bishoff..... Regional Crosschecker
 Chris Curtis..... Regional Crosschecker
 Greg Runser..... Regional Crosschecker
 Noah St. Urbain..... Regional Crosschecker
 Michael Youngberg..... Manager, Amateur Player Evaluation
 Chris Lionetti..... Manager, Amateur Scouting Projects
 Chris Weikel..... Lead Research Analyst, Amateur Scouting
 Bryan Hayes..... Coordinator, Amateur Player Evaluation
 Brian Johnston..... Amateur & International Crosschecker
 Paul Tinnell..... Amateur Crosschecker
 Spencer Witte..... Senior Pitching Analyst, Amateur Scouting
 Jesse Levine..... Coordinator, Amateur Scouting
 Lauren Shoss..... Mental Performance
 Scouting Programs Specialist
 Adam Arnold..... Area Scout - Phoenix, AZ
 Coulson Barbiche Jr..... Area Scout - Midlothian, VA
 Tom Burns..... Area Scout - Harrisburg, PA
 Adrian Casanova..... Area Scout - Miami, FL
 Tony Cho..... Area Scout - Oceanside, CA
 Ryan Fox..... Area Scout - Yakima, WA
 Patrick Griffin..... Area Scout - Canada
 Pete Holmes..... Area Scout - Boston, MA
 Matt Huck..... Area Scout - Chicago, IL
 Brad Jacob..... Area Scout - Dallas, TX
 Harry Ray..... Area Scout - Sacramento, CA
 Nate Murrie..... Area Scout - Bowling Green, KY
 Don Norris..... Area Scout - Hoover, AL
 Matt O'Brien..... Area Scout - Clermont, FL
 Wes Penick..... Area Scout - Clive, IA
 Steve Riha..... Area Scout - Houston, TX
 Bud Smith..... Area Scout - Lakewood, CA
 Austin Upshaw..... Area Scout - Kennesaw, GA

Joey Aversa..... Area Scout - Fountain Valley, CA
 Roberto Santana..... Scout - Puerto Rico
 Jay Lapp..... Canadian Scouting - London, ON
 Jasmin Roy..... Canadian Scouting - Longueuil, QC
 Rene Tosoni..... Canadian Scouting - Coquitlam, BC
 Nick Zona..... Development Scout, North East

BASEBALL OPERATIONS - INTERNATIONAL SCOUTING

Sandy Rosario..... Director, Latin American Operations
 Harry Einbinder..... Assistant Director, International Scouting
 Francisco Plasencia..... Assistant Director, International Scouting
 Julio Ramirez..... Senior Coordinator, International Scouting
 Tyler Baldwin..... Coordinator, International Operations
 Matthew McCue..... International Scouting Analyst
 Aaron Acosta..... Supervisor, Mexican Scouting
 Jose Contreras..... Supervisor, Venezuelan Scouting
 Luis Natera..... Supervisor, Dominican Scouting
 Lorenzo Perez..... Crosschecker, Latin America
 Jhoan Gomez..... International Scouting - Mao, DR
 Jose Natera..... International Scouting
 San Pedro de Macoris, DR
 Luciano del Rosario..... International Scouting
 Santo Domingo, DR
 Enmanuel Rojo..... International Scouting
 Santo Domingo, DR
 Daniel Sotelo..... International Scouting - Managua, NIC
 Alex Zapata..... International Scouting - Colon, PAN
 Alirio Ledezma..... International Scouting - Maracaibo, VZ
 Manuel Parra..... International Scouting - Maracaibo, VZ
 Miguel Leal..... International Scouting - Maracay, VZ
 Oscar Delgado..... International Scouting - Oriente, VZ
 Franklin Briceno..... International Video Coordinator
 Caracas, VZ
 Boris Rothermundt..... International Scouting, Europe

COMMUNICATIONS

Andrea Goldstein..... Vice President, Communications
 Madeleine Davidson..... Senior Manager
 Business Communications
 Adam Felton..... Senior Manager, Baseball Communications
 Simon Wells..... Manager, Baseball Information
 Ashley Villarroel..... Manager, Business Communications
 Shania Brenner..... Coordinator, Business Communications
 Braeden Zahn..... Coordinator, Baseball Communications

FACILITY MANAGEMENT

Jennifer Angiolella..... Senior Director, Facility Management
 Tom Farrell..... Director, Field Operations
 Allen Taitt-Kinsey..... Manager, Health & Safety
 Ben Jamieson..... Manager, Field Operations
 Jeff Klese..... Manager, Field Operations
 Regan Ramos..... Manager, Facility Operations
 Emily Robertson..... Project Manager
 Jacqueline Hymers..... Project Manager
 Chris Binns..... Technician, Field Operations
 Tyler Letofsky..... Specialist, Field Operations
 Justice Reyes..... Technician, Field Operations
 Rob Stiles..... Technician, Field Operations
 Sam Platisis..... Coordinator, Office Services
 Matthew Augustine..... Coordinator, Facility Operations
 Graham Jackson..... Technician, Facility Services
 Louis Leandro..... Technician, Facility Services

FACILITY MAINTENANCE

Paul Zuschlag..... Director, Facility Maintenance
 Justin Lobert..... Senior Manager, Facility Maintenance
 Scotty Ferreria..... Senior Building Operator
 Kevin Lemos..... Senior Building Operator
 Kin-Chung Pang..... Senior Building Operator
 Christopher Poirier..... Senior Building Operator
 Ali Setayeshnia..... Senior Building Operator
 Russell Shapland..... Senior Building Operator
 Ryan Fullerton..... Maintenance Supervisor
 Juan Medrano..... Lead Operator
 Matthew Shepherd..... HVAC Operator
 Karl Peternel..... Facility Maintenance Manager
 David Drosi..... Electrician



Keenan King.....Electrician
Justin Turuta.....Electrician
Carlo Garbin.....Automotive Service Mechanic
Mark Bettencourt.....Plumber

FAN EXPERIENCE & CONCESSIONS

Michelle Seniuk.....Senior Vice President, Fan Experience & Concessions
Andrew Boswell.....Director, Retail & Merchandise
Karyn Gottschalk.....Director, Ballpark Experience & Operations
Craig Leslie.....Director, Concessions & Hospitality
Jessica Wood.....Director, Promotions
Stefanie Wright.....Director, Game Entertainment & Production
Carol Balfour.....Senior Manager, Technical Production
Courtney Jolliffe.....Senior Manager, Ballpark Experience & Operations
Michelle Kostuik.....Senior Manager, Concerts & Events
Cristina Mastrantonio.....Senior Manager, Planning and Buying
Kelly Ste. Marie.....Senior Manager, Promotions & Theme Day Activations
Nishil Agrawal.....Manager, Concessions & Hospitality
Arash Amirzadeh.....Merchandise, Warehouse Operations Manager
Dean Caracciolo.....Manager, Ballpark Setup
Julie Fach.....Manager, Buying
Shaina Gibson.....Manager, Game Entertainment
Lucas McKernan.....Manager, Giveaways & Promotions Programming
Emily O'Neill.....Manager, Concerts & Events
Mikayla Spolsky.....Manager, Fan Services
Rosalynn Thornton.....Manager, Game Entertainment
Emily Tratnik.....Manager, Technical Production
Michelle Young.....Manager, Retail
James Bottomley.....Assistant Manager, Retail
Melanie Crichton.....Assistant Manager, Retail
Courtney Hoover.....Merchandise Coordinator
Trevor Chudleigh.....Coordinator, Giveaways & Promotions Programming
Devyn Haugen.....Coordinator, Concerts & Events
Sly Howard.....Coordinator, Ballpark Setup
Zach Kavanagh.....Coordinator, Activation Team
Amanda Lodu.....Coordinator, Game Day Staff
Mitchell Martin.....Coordinator, In-Game Entertainment & Production
Phoebe Vergotis.....Coordinator, Promotions & Theme Day Activations
Michael Campbell.....Senior Motion Graphics Designer
Nathan Fong.....Motion Graphics Designer
Ben Simpson.....Motion Graphics Designer
Mike Sprioviero.....Coordinator, Fan Services
MaryAnne Sturley.....Receptionist, Fan Services

FINANCE

Josh Hoffman.....Director, Finance
Sharon Dykstra.....Senior Manager, Blue Jays US Payroll & Benefits
Alex Haeussler.....Senior Manager, Finance
Mark Murray.....Senior Manager, Finance
Leslie Galant-Gardiner.....Manager, Finance
Troy Mercuri.....Manager, Finance
Garrett Mercer.....Manager, Treasury & Vault Operations
Bryanna Buckborough.....Senior Financial Analyst
Melissa Paterson.....Senior Financial Analyst
Joyce Chan.....Senior Payroll Administrator
Joy Baybayan.....Senior Payroll Analyst
Brittany Monague.....Coordinator, Vendor Administration
Taylor Thompson.....Coordinator, Vendor Administration

JAYS CARE FOUNDATION

Peter King.....Acting Executive Director
Jules Porter.....Director, Programs
Shari Ralph-Topolie.....Director, Finance & Operations
Susan Hallsworth.....Director, Philanthropy
Matthew Judd.....Director, Programs
Ben Sibley.....Director, Marketing Communications & Lotteries
Christine Lam.....Senior Manager, Community Programs & Outreach

Jessica Yep.....Senior Manager, Community Programs & Outreach
Bhanesha Ollek...Senior Manager, Gender Equity Programs & Initiatives
Matthew Appleby...Senior Manager, Corporate Partnerships & Events
Meghan Saundercook...Senior Manager, Inclusive Programs & Outreach
Rodrigo Cuadra.....Senior Manager, Omni-channel Strategy & Lotteries
Nichole Martin.....Senior Manager, Indigenous Programs
Cam Linwood.....Senior Manager, Challenger Baseball
Mathew Capoccia.....Manager, Philanthropy
Kristin Harvey.....Manager, Events
Joseph Quintanilha...Manager, Marketing & Communications
Jeremy Miller.....Manager, Finance
Mike Merry.....Manager, Child Protection
Julia Ursini.....Manager, James Bay Girls at Bat
Alexandra Blanchard.....Manager, Monitoring & Evaluation
Adam Shulman.....Manager, Urban Programs and Outreach
Andy Lee.....Content Manager
Zach Shaban.....Project Manager, Inclusive Programs
Shamoy Marstin.....Project Manager, Urban Programs & Outreach
Josh MacDonald.....Project Manager, Urban Programs & Outreach
Brett Hunt.....Project Manager
Adam Fitzpatrick.....Program Manager
Jenna Baxter.....Program Specialist
Colette Ng.....Program Specialist
Marlon Rohoman.....Program Specialist
Rebecca Lansley.....Specialist, Indigenous Programs
Zena Gittens.....Specialist, Monitoring & Evaluation
Jegmal Williams.....Specialist, Programs
Cailey Gavin.....Graphic Designer
Jade Clemente.....Specialist, Finance & Office Admin
Hailey Noronha.....Specialist, Corporate Partnerships
Alexandra Kleinert.....Specialist, Events
Caroline Fitzpatrick.....Coordinator, Sponsorship & Volunteer Services
William Ord.....Coordinator, Partnerships & Events

LEGAL & GOVERNMENT AFFAIRS

Matthew Shuber.....Senior Vice President, Legal Affairs & General Counsel
Michael Alvaro.....Senior Director, Legal Affairs & Legal Counsel
Amir Torabi.....Senior Director, Legal Affairs & Legal Counsel
Suzanne Jonas.....Director, Risk Management
Ethan Dotson.....Director, Risk Management
Gerrit Yau.....Director, Legal Affairs & Legal Counsel
Suey Lau.....Executive Assistant, Legal Affairs

MARKETING

Trevor Smith.....Director, Brand & Digital Marketing
Sherry Oosterhuis.....Director, Baseball Academy, Marketing Partnerships & Tourism
George Skoutakis.....Director of Content
Jeff Holloway.....Senior Manager, Player Relations & Community Marketing
Maureen Kinghorn.....Senior Marketing Manager
Alykhan Ravjani.....Senior Manager, Social Media & Real Time Content
Maria Cresswell.....Marketing Department Manager & Alumni Relations
Erinn White.....Manager, Community Marketing & Family Programs
Ranzel Gonzales.....Manager, Brand & Digital Marketing
Thomas Small.....Manager, Website & Direct Marketing
John Woo.....Content Manager
Nick Coyle.....Senior Graphics Designer
Kenneth Edwards.....Content Producer/Editor
Nico Canavo.....Social Content Specialist
Alex Tansley.....Graphic Designer
Adam vanLuttikhuijzen.....Graphic Designer
Mike Ferguson.....Authenticities Specialist
Richard Lee-Sam.....Social Media Specialist
Geoff Seto.....Program Specialist, Amateur Baseball



Heather Hansler.....Program Coordinator, Amateur Baseball
 Sydney Wielhouwer.....Coordinator, Community Relations
 & Family Programs
 Andrew Lahodynskij.....Team Photographer

PARTNERSHIPS

Mark Ditmars.....Vice President, Partnerships
 David O'Reilly.....Senior Director, Partnership Development
 Natalie Agro.....Director, Partnership Development
 John Griffin.....Director, Partnership Development
 Max Sisam.....Director, Partnership Development
 Michael Lunder.....Director, Business Planning
 Krista Coughlin.....Senior Manager, Partnership Marketing
 Shauna Powell.....Senior Manager, Partnership Marketing
 Matthew Dexter.....Manager, Partnership Marketing
 Honsing Leung.....Manager, Partnership Marketing
 Kyle Storey.....Manager, Partnership Marketing
 Isaac Boloten.....Coordinator, Partnership Marketing
 Dante Djan.....Coordinator, Partnership Marketing
 Jack Lawrence.....Coordinator, Partnership Marketing

PEOPLE OPERATIONS

Matt Phinney Senior Vice President of People Operations,
 Facilities, Security, & Florida Operations
 Samantha Carter Director, People Operations
 Althea Netto Senior Business Partner, People Operations
 Kristina Vallie Senior Business Partner, People Operations
 Melissa Masternak..... Business Partner, People Operations
 Shane Seney Talent Acquisition Business Partner
 Melissa Simoes..... Talent Acquisition Business Partner
 Adam Virani People Operations Analyst

SECURITY & GAMEDAY OPERATIONS

Mario Coutinho..... Vice President, Stadium Operations
 & Security
 Mark Seanarine Director, Security
 Russ Cook Manager, Security Operations
 Teresa Cimino Security Training Manager
 Casey Norris..... Specialist, Security Operations
 Piero Aceto..... Security Systems Coordinator
 Desmond Buchanan..... Control Room Guard
 Suzanne DiCecca..... Security Guard
 Oyet Lachan..... Security Guard
 Christopher Lautenbach Security Guard
 Robert Makos..... Security Guard

STRATEGY & ANALYTICS

Alex Wong..... Senior Vice President, Strategy & Analytics,
 Technology, & Events Business Development
 Bessam Mustafa..... Director, Fan Insights
 Ryan Bricker..... Director, Strategy & Analytics
 Sommer Hampson-Polls..... Director, Hospitality Events
 Kurtis Sterling..... Senior Manager, Strategy
 Sarah Baumann..... Manager, Fan Insights
 Joanna Huang..... Manager, Analytics
 Tomas McCleave..... Manager, Tours
 Andrew Silva..... Manager, Strategy & Analytics
 Abby Holmes..... Business Strategy Analyst
 Stephanie Panousis..... Business Intelligence Analyst
 Jack Cohen..... Business Strategy Associate

TECHNOLOGY

Anthony Miranda..... Vice President, Technology
 Mike Christiansen..... Director, Technical Production
 & Broadcast Services
 Christina Gunn..... Senior Manager, Technical Production
 Richard Solis..... Manager, Applications and User Support
 Donny Catinari..... Manager, Network and Infrastructure
 Yvan Duval..... Infrastructure Architect
 Xavon Charles..... Senior Support Analyst
 Victor Tran..... Senior Support Analyst
 Tyler Garcia..... Technical Support Analyst
 David Sardella..... Data Architect
 Kyle Griffin..... AV Systems Support Technician
 Nicholas Lee..... System Administrator

TICKET SALES, SERVICE & OPERATIONS

Eric Cowell..... Senior Director, Ticket Operations
 John Santana..... Senior Director, Ticket Sales & Service
 Devin McElroy..... Director, Ticket Sales
 & Business Development
 Sheila Stella..... Director, Executive & Promoter Ticketing
 Fauzia Quddus..... Senior Manager, Ticket Systems & CRM
 Nicole Serfaty..... Senior Manager, Premium Experience
 Jonathan Bagnell..... Manager, Membership Services
 Spencer Rubinoff..... Manager, New Business Development
 Christina Dodge..... Manager, Concert & Event Ticketing
 Dimitri Tzaneteas..... Manager, Group Sales
 Ryan McMorrow..... Manager, Club Service
 Ashley Penrice..... Manager, Service Operations & Activations
 Richard Overend..... Manager, Ticket Systems
 Richard Chautems..... Manager, Ticket Administration
 Michelle Chaves..... Manager, Box Office & Ticket Support
 Michael Newell..... Manager, Corporate Development
 Mike Koscieza..... Assistant Manager, Membership Sales
 Sheldon Sookdeo..... Assistant Manager, Group Sales
 Corey Henders..... Assistant Manager, Suite Sales
 Michelle Cruz..... Assistant Manager,
 Box Office & Ticket Support
 Mike Skrobacky..... Senior Account Manager, Club Service
 Callum Holdway Account Manager, Membership Services
 Glenn Jackson..... Account Manager, Membership Services
 Evan Dore-Jones..... Account Manager,
 New Business Development
 Kelvin Marfo..... Specialist, CRM
 Daniel Marozzo..... Specialist, CRM
 Lucas Brutto..... Coordinator, Ticket Operations
 Adib Bin Razzaque..... Coordinator, Ticket Systems
 Nick D'Agostino..... Coordinator, Ticket Administration
 Thomas Dunne..... Account Executive, Club Service
 Andrew Corbett..... Account Executive, Group Sales
 Chris Kirton..... Account Executive, Group Sales
 Owen Scurall..... Account Executive, Group Sales
 Jory Simon..... Account Executive, Group Sales
 Peter Aquilina..... Account Executive, Membership Sales
 Melissa Duda..... Account Executive, Membership Sales
 Michael Orlando..... Account Executive, Membership Sales
 Anthony Bandhu..... Account Executive, Membership Services
 Michael Belvedere..... Account Executive, Membership Services
 Noah Blackwell..... Account Executive, Membership Services
 Frank DeBartolo..... Account Executive, Membership Services
 Melanie Daniel..... Account Executive,
 New Business Development
 Michael DeCicco..... Account Executive,
 Memberships & New Business Development
 Spencer Belton..... Account Executive, Suite Services
 Luke Mariano..... Account Executive, Suite Services
 Tyler Priestap..... Account Executive, Suite Services

FLORIDA OPERATIONS

Shelby Nelson Vice President, Florida Operations
 Matt Woak..... Assistant General Manager
 Rob Durr..... Director, Facilities
 Jason Weaving..... Senior Manager, Security
 Holly Larsen..... Finance & Office Administration Manager
 Randy Morrison..... Facilities Manager,
 Player Development Complex
 Patrick Skunda..... Head Superintendent
 Arturo Montero..... Groundskeeper, Landscape
 Bobby Walker..... Clubhouse Manager,
 Player Development Complex
 Freddy Medina..... Clubhouse Assistant,
 Player Development Complex
 Justin Williams..... Supervisor, Ballpark Operations
 Zachary Bare..... Manager, Merchandise & Retail Sales,
 Florida Operations
 Mary Anderson..... Project Manager, Florida Operations
 Daniel Van Vaerenbergh..... Maintenance Electrician
 Joseph Ferrentino..... Senior Building Operator
 Peter Burr..... Equipment Mechanic
 Mitch Albright..... Supervisor, Ticket Sales & Operations
 Taylor Adams..... Community Engagement Specialist



CLUB OFFICERS



MARK SHAPIRO **PRESIDENT & CEO**

Mark Shapiro is one of the few Major League Baseball executives that has experience in all facets of the game – baseball, business, and league operations – over the course of a career that spans more than 30 years.

Mark was appointed President & CEO of the Toronto Blue Jays in November 2015, a role that oversees the organization's business and baseball operations and represents ownership at the league level.

Mark is responsible for the expansion of the Blue Jays' systems and capabilities in several areas, including player development, high performance, strategy, and analytics. He has championed two significant capital projects in his tenure: upgrading the team's Spring Training home in Dunedin, FL with the Player Development Complex, an industry-leading performance facility; and the renovations to Rogers Centre, transforming the stadium to a ballpark. Under Mark's leadership,

the Blue Jays have reached the postseason four times: 2016, 2020, 2022, and 2023.

Mark's baseball career began in 1992 in Cleveland, where he spent 24 seasons. He joined Cleveland as an assistant in baseball operations and quickly progressed into a senior leadership role as Director of Minor League Operations, before becoming Vice President of Baseball Operations & Assistant General Manager in 1999. Mark was named Executive Vice President & General Manager in 2002 and held that position until he was appointed Team President in 2011.

Following both the 2005 and 2007 seasons, Mark was named the Sporting News "Executive of the Year," and was the only active General Manager in MLB at that time to win the award twice. In 2005, he was also named "Executive of the Year" by Baseball America.

Beyond his extensive work in the front office, Mark has been involved in key baseball initiatives at Major League Baseball for more than a decade. He currently sits on the league's Competition Committee and Long-Term Strategic Planning Committee. In addition, he is a member of the Board of Directors for Jays Care Foundation, the charitable arm of the Toronto Blue Jays.

A Baltimore native, Mark played four years of football at Princeton University, where he earned a bachelor's degree in history. He lives in Toronto with his family.



ROSS ATKINS **EXECUTIVE VICE PRESIDENT, BASEBALL OPERATIONS** **& GENERAL MANAGER**

Ross Atkins was named the seventh General Manager of the Toronto Blue Jays on December 3, 2015. Prior to that, he spent his entire professional career with the Cleveland Guardians' organization after being selected in the 38th round of the 1995 draft as a right-handed pitcher and joining Cleveland's front office in 2000 following his playing career. Ross spent 15 seasons in Player Development, most recently as Vice President of Player Personnel, overseeing all elements of Cleveland's Player Development system. He previously served as Director and then Vice President of Player Development from 2007 to 2010 and 2011 to 2014, respectively. His ascension in the Cleveland system also included three seasons (2004 to 2006) as the Director of Latin American Operations. Ross spent four years playing baseball at Wake Forest University where he received a bachelor's degree in economics and was a member of the ACC honor roll.

He now resides in Toronto with his wife, Christine, and their two daughters, Jane and Marita.

TORONTO BLUE JAYS OWNERSHIP

On March 26, 1976, the American League granted an expansion franchise to a group consisting of Labatt Breweries, Imperial Trust Limited and The Canadian Imperial Bank of Commerce. Both Labatt Breweries and Imperial Trust each controlled 45% of the team. The C.I.B.C. had the other 10% of the club. Imperial Trust was a holding company set up by the late R. Howard Webster, who was instrumental in the granting of the franchise in 1976. The Webster family still maintained their share of the ownership until selling their 45% to Labatt in November, 1991. The ownership then consisted of John Labatt Limited, 90% and Canadian Imperial Bank of Commerce, 10%. In June of 1995 John Labatt Limited was purchased by Interbrew S.A., Belgium's leading brewer.

In September of 2000, local ownership returned to the Toronto Blue Jays as Rogers Communications Inc. purchased 80% control of the franchise. John Labatt Limited (Interbrew) maintains a 20% interest while The Canadian Imperial Bank of Commerce relinquished their stake. In January of 2004 Rogers Communications Inc. acquired the remaining 20% of the Club. Rogers Communications Inc. now owns 100% of the Toronto Blue Jays Baseball Club.

On November 29, 2004, the Toronto Blue Jays reached an agreement with Sportsco International to acquire the former SkyDome. The purchase price for the stadium, now known as Rogers Centre, was approximately \$25 million (CDN).



BUSINESS OPERATIONS



MARNIE STARKMAN **EXECUTIVE VICE PRESIDENT, BUSINESS OPERATIONS**

Marnie Starkman is entering her 16th season with the Toronto Blue Jays and leads the club's entire business operations portfolio, including ticketing, partnerships, strategy and analytics, fan experience, marketing, communications, people operations, facilities, technology, and Florida Operations.

Throughout her Blue Jays tenure, she has held progressively senior roles, starting in 2009 overseeing game entertainment, before adding promotions and marketing in 2010 and 2016, and expanding to co-leader of business operations in 2019.

Since joining the Blue Jays executive team, Marnie has steered the club through a remarkable journey and transformation. She was a key leader in navigating the club through the COVID-19 pandemic, including the well-documented 2021 season where the team hosted home games in three different ballparks. Additionally, Starkman co-led the \$400 million multi-year Rogers Centre renovations, transforming the iconic stadium into a modern ballpark with best-in-class fan experiences and player facilities.

Beyond the Blue Jays, Marnie is a leader in Major League Baseball and throughout the sports industry. She has represented the American League on various MLB committees and is a current board member for the Baseball Assistance Team (BAT), a non-profit organization that supports members of the baseball family in need of financial or medical assistance. She is also a member of the Board of Directors for Jays Care Foundation, the charitable arm of the Toronto Blue Jays. Starkman is a 2018 recipient of the One of 5 to Watch Award, presented annually to five Canadian sports business professionals who have achieved remarkable career success prior to their 40th birthdays.

Prior to joining the Blue Jays, Marnie worked for Maple Leafs Sports & Entertainment and Dome Productions. Born and raised in the Greater Toronto Area, Marnie holds degrees from York/Toronto Metropolitan University, the University of Toronto, and Sheridan College.



MATT PHINNEY **SENIOR VICE PRESIDENT, PEOPLE OPERATIONS, FACILITIES, SECURITY, AND FLORIDA OPERATIONS**

Matt Phinney is entering his fourth season with the club. He is responsible for leading Human Resources across Business and Baseball Operations, overseeing Blue Jays facilities in Canada and the US, security functions, and Florida Operations. Matt joined the club in 2022, after spending nine years at Capital One Canada, where he held a variety of leadership roles. Matt started his career in Strategy Consulting with Deloitte, supporting clients with organization design, talent strategy, and post-merger integration. He holds degrees in Engineering and Business Administration from Western University, and an MBA from the University of Toronto. Matt resides in Toronto with his wife, Karen, and baseball-playing sons, Ryan and Owen.



MICHELLE SENIUK **SENIOR VICE PRESIDENT, FAN EXPERIENCE & CONCESSIONS**

Michelle Seniuk is starting her 14th season with the Toronto Blue Jays and her fifth overseeing the Rogers Centre fan experience including ballpark experience, promotions, fan services, concessions, merchandise and retail, and concerts and stadium events. She joined the organization in 2012 as Manager, Promotions & Fan Activations and saw her role expand in 2017 as Senior Manager, Promotions, and again in 2019 as Director, Promotions & Events. Prior to joining the Blue Jays, Seniuk served as an Account Coordinator at a communications agency and worked as a freelancer in the sports industry. She has devoted much of her career to sports and entertainment, working the Bills Toronto Series and spending seven seasons as a CFL cheerleader. Michelle has an Ontario Graduate Certificate in Public Relations from Humber College and earned an Honours Bachelor of Fine Arts degree from Toronto Metropolitan University.



MATTHEW SHUBER **SENIOR VICE PRESIDENT, LEGAL AFFAIRS AND GENERAL COUNCIL**

Matthew Shuber joined the Toronto Blue Jays in 2003 as Director, Business Affairs, and was promoted to Vice President in 2011 and Senior Vice President in 2021. Matthew's responsibilities include the oversight and management of all legal matters affecting the organization, as well as certain relationships and business matters relating to Major League Baseball and the Blue Jays' intellectual property. Matthew provides ongoing legal, business, and strategic advice and direction on a variety of different organizational imperatives, including broadcasting, baseball operations, ticketing, merchandising, marketing, and partnerships. He played a central role in the design, development, and implementation of the Blue Jays' current logos, uniforms, and related branding elements, as well as the redevelopment of TD Ballpark and the associated Player Development Complex in Dunedin, FL. Matthew was called to the Ontario Bar in 1999. He

attended Schulich School of Business MBA program in 2003 on a Dean's Entrance Scholarship. Prior to entering the business world, he was in legal practice as criminal defence counsel at the Toronto firm of Cooper, Sandler and West. Matthew received his law degree (Juris Doctor) from Osgoode Hall Law School in 1997 and was the recipient of six separate academic awards. Matthew has been a guest lecturer for Osgoode Hall Law School's Entertainment and Sports Law course for the last several years, and has been a member of and/or special advisor to the Board of Directors of the Jewish Camp Council of Toronto. He is an avid photographer, traveller, and amateur chef, as well as an occasional musician and sportsman. Matthew is a very proud father to one remarkable son.



**ALEX WONG****SENIOR VICE PRESIDENT, STRATEGY & ANALYTICS, TECHNOLOGY, AND EVENTS BUSINESS DEVELOPMENT**

Alex Wong is entering his seventh season with the Toronto Blue Jays. He is responsible for organizational strategy, strategic planning and projects, fan insights, advanced analytics, technology, and events business development. Prior to joining the Blue Jays, Alex worked at GALE Partners, a creative media consultancy, as part of the strategy and data team with a focus on creating digital customer experiences through the application of data and analytics. Before GALE, he held multiple roles at Deloitte Consulting, focused on corporate strategy in financial services, sports and entertainment, public sector, and telecom. Alex holds an HBA from the Richard Ivey School of Business. The Strathroy, ON, native now resides in Toronto with his wife, Dawn, and son, Atticus.

**MARIO R. COUTINHO****VICE PRESIDENT, STADIUM OPERATIONS & SECURITY**

Mario Coutinho was named to his current role in October 2005. He oversees event staff, medical, and security operations, including investigations, threat/risk assessments, BCP, and emergency response planning for Blue Jays home games, concerts, and special events. Mario is one of the club's longest-tenured employees, beginning in 1982 in a part-time game day role and joining the club full-time in 1989 as Manager, Game Operations. In addition to his responsibilities at the Blue Jays, Mario has served on the planning committee for the annual Toronto Police Emergency Management Symposium since 2008; is a founding member of SAFE (South Area Facilities and Entertainment Group); serves on the Board of TAPPS (Toronto Associations of Police and Private Security); participates in a number of key industry associations, including ASIS, NCS4 (National Center for Spectator Sports Safety and Security - Advisory Board member), BOMA Toronto - SRMAC (Security Risk Management Advisory Council), IIFX (Innovation

Institute for Fan Experience - Distinguished Fellow), and SMA (Stadium Managers Association Vice President); and serves on the Membership and Technology/Operations Committee, CSLA (Canadian Security Lifesaver Association - Board of Directors). Mario graduated from the University of Toronto with a Bachelor of Science degree in 1985, after completing his secondary schooling at Toronto's De La Salle College.

**MARK DITMARS****VICE PRESIDENT, PARTNERSHIPS**

Mark Ditmars joined the Toronto Blue Jays in 2011. He spent 20 years with Labatt Breweries of Canada in various sales and marketing roles, including Director of Marketing and Brand Management for Bud Light and Budweiser, where he developed marketing strategies for sports properties, including the NFL, Super Bowl, Formula 1, and NASCAR. Mark was formerly Vice President Sales for EMI Music Canada, responsible for sales revenue of many artists, including Katy Perry, Coldplay, The Beatles, and Pink Floyd, through retail channels such as Walmart and iTunes. The University of Windsor graduate is a certified amateur coach through the Ontario Baseball Association, formerly coaching in the "AAA" Mississauga Majors and Twins organizations.

**ANDREA GOLDSTEIN****VICE PRESIDENT, COMMUNICATIONS**

Andrea Goldstein heads into her fourth season as Vice President of Communications, where she oversees external and internal strategic communications, media relations, and publicity for all areas of the organization. A former sports reporter, Andrea has more than 25 years of experience in the sports and media industry. Prior to joining the Blue Jays, she spent 11 years at Rogers Sports & Media leading communications and public relations for the country's most diverse portfolio of media assets. She has also led communications for TSN and Canada's Olympic Broadcast Media Consortium for the Vancouver 2010 Olympic Winter Games. Andrea has a Bachelor of Applied Arts in Journalism from Toronto Metropolitan University and an Honours Bachelor of Fine Arts in Theatre from York University. She currently resides in Toronto with her dog, Oscar.



ANTHONY MIRANDA
VICE PRESIDENT, TECHNOLOGY

Anthony Miranda is entering his 27th season with the Toronto Blue Jays, joining the organization in 1998 as a Systems Analyst. Currently Vice President, Technology, Anthony and his team are responsible for all information technology systems and technical production at Rogers Centre and the Blue Jays' Florida facilities. A native of Toronto, Anthony graduated from the University of Toronto with an Honours Bachelor of Science degree in Computer Science. He obtained his PMP designation in 2008 and is currently an active PMI member in good standing. Anthony and his wife, Lindsey, reside in Mississauga with their two children, Emily and Violet.



ERIC COWELL
SENIOR DIRECTOR, TICKET OPERATIONS

Eric Cowell begins his 20th season with the club where he co-leads the Toronto Blue Jays Ticketing department and oversees Ticket Operations for all games and Rogers Centre events. Eric's baseball career began in 2006 as a Blue Jays game day employee in the Box Office and over 20 years with the club, he has built extensive experience in all aspects of ticketing, specializing in back-end systems and processes. Eric is a passionate leader whose beginnings as a frontline employee gives him a unique perspective on and dedication to our passionate Blue Jays fans. Originally from Glenburnie, ON, Eric currently lives in Toronto with his wife Nikki.



JOHN SANTANA
SENIOR DIRECTOR, TICKET SALES & SERVICE

John Santana is entering his 22nd season with the Toronto Blue Jays and currently oversees ticket sales and service, including new sales and retention for memberships, premium, suites, and groups. He began his Blue Jays career in an entry level season ticket sales role and has taken on progressively senior roles, adding membership experience and sales and service for the full suite of Blue Jays ticketing products to his portfolio. John holds a Bachelor of Commerce degree from the University of Toronto and completed George Brown College's Sport & Event Marketing Program. He's a passionate Toronto sports fan and coaches his son's Single-A baseball team. John lives in Toronto with his wife Jacqueline, and children Cristiano, Talisa, and Malia, all of whom are active competitive sports participants.



JOSH HOFFMAN
DIRECTOR, FINANCE

Josh Hoffman is entering his ninth season with the club and fourth as Director, Finance. In his current role, Josh oversees all financial planning, analysis, reporting, and operation activities across Business & Baseball Operations. Josh joined the club as a Financial Analyst in 2016 and held progressively senior roles within the Finance department before being named Director in 2022. Prior to joining the club, Josh spent three years in the assurance practice at EY Toronto, where he focused on the energy and media sectors. A former member of the Ontario Freestyle Mogul Skiing Team, Josh has been a member of the Board of Directors of Freestyle Ontario since 2015. Josh holds a Bachelor of Commerce from the Smith School of Business at Queen's University and is a Chartered Professional Accountant. Josh resides in Vaughan with his wife Julie and their children Tyler and Emma.



BASEBALL OPERATIONS



TONY LACAVAL

SENIOR VICE PRESIDENT, PLAYER PERSONNEL

Tony Lacava is entering his 23rd year with the Blue Jays after joining the organization on October 15, 2002 as Assistant to the General Manager. He was named Assistant General Manager, Player Personnel in October of 2007, a role he held until 2011 when he was appointed Vice President, Baseball Operations and Assistant General Manager. Tony was then appointed to the position of Senior Vice President of Baseball Operations and Assistant General Manager in December of 2015. He also served as interim General Manager during the 2015 offseason. Following his playing career, he joined the Anaheim Angels organization as an Associate Scout in 1989. The resident of Oakmont, PA, was promoted to full-time duties as an Area Scout in 1991. He was promoted again in 1996 to the position of Regional Crosschecker, serving through 1999. Tony joined the Atlanta Braves as the National Scouting Supervisor in 2000 and was named as the Director, Player Development for the Montreal Expos in September of that year, overseeing the club's Minor League field personnel and the farm teams. He also spent the 2002 season with Cleveland as National Crosschecker. Tony graduated from Central Catholic in 1979 where he played baseball. He then obtained an Associates Degree from Gulf Coast Community College before transferring to the University of Pittsburgh. He left Pitt after two years to sign with the Pittsburgh Pirates as a non-drafted free agent and spent two seasons in the club's Minor League system as an infielder with Bradenton and Greenwood in 1983, and Macon in 1984. Tony was born on May 21, 1961 in Pittsburgh, and is married with three children.



JAMES CLICK

VICE PRESIDENT, BASEBALL STRATEGY

James Click joined the Blue Jays as Vice President, Baseball Strategy prior to the 2023 season. In this role, he works closely with General Manager Ross Atkins and department heads on strategic planning, decision making, and evaluation. James works across both professional and amateur levels to identify best practices, develop plans, and implement strategies. James spent the 2020-2022 seasons as General Manager of the Houston Astros, claiming an AL pennant in 2021 and winning a World Series title in 2022. Prior to that, he spent 14 years with the Tampa Bay Rays, most recently as their Vice President of Baseball Operations from 2017 to 2019. James graduated from Yale University in 2000 and wrote for Baseball Prospectus for several years before joining the Rays. The native of Durham, NC, has a wife, Ace, and two sons, Sam and Nate.



ANDREW TINNISH

VICE PRESIDENT, INTERNATIONAL SCOUTING AND BASEBALL OPERATIONS

Andrew Tinnish was named to his current position in January of 2019, and oversees the club's International Scouting operations. He was elevated to the position of Assistant Scouting Director in September of 2006, a role he performed until his promotion to Director, Amateur Scouting on October 9, 2009, where he oversaw the direction of the Amateur Scouts in preparation for each season's Amateur draft. He then became an Assistant General Manager on June 21, 2012. Andrew was named an Area Scout for the Blue Jays, covering North Florida and Alabama, before being promoted to Scouting Coordinator in August of 2003. During July/August of 2002, he acted as Hitting Coach for Team Canada at the FISU World University Games in Italy. The native of Hamilton, ON, moved into a full-time position in January of 2002 as an Assistant in the Baseball Operations department after he first joined the Blue Jays in April of 2001 as an Intern in Baseball Operations. Andrew pitched for the Quebec Capitales of the Northern League in the summer of 1999, appearing in 22 games while compiling a 3-1 record covering 38.2 innings. He also played for the Brock Badgers baseball club from 1995-1999 and was awarded the honour of Brock University Male Athlete of the Year for the 1999-2000 school year, as well as being named team MVP in the 1996, 1998, and 1999 seasons. Andrew played baseball for Niagara University (NCAA) in 1997 and graduated from Brock University with a degree in Sports Management. He grew up in Nepean, ON, where he played minor baseball for East Nepean.



DAVID BELL

VICE PRESIDENT, BASEBALL OPERATIONS & ASSISTANT GENERAL MANAGER

David Bell enters his first season in the Blue Jays organization in his new role as Vice President, Baseball Operations & Assistant General Manager. In his role, he oversees the Player Development and Physical & Mental Performance departments, while also contributing to major league strategic planning decisions and advising on player evaluations and acquisitions. Bell spent the last six seasons as Manager of the Cincinnati Reds. Prior to managing the Reds, he spent a decade working in a variety of coaching and player development roles between the Reds, Cubs, Cardinals, and Giants organizations. The Cincinnati native enjoyed a 17-year professional career as an infielder with six different organizations.






MIKE MUROV
ASSISTANT GENERAL MANAGER

Mike Murov is entering his 10th season with the Blue Jays and his fourth as Assistant General Manager. He works closely with the Pro Scouting, Amateur Scouting, and the Major League Coaching staffs to evaluate player acquisition opportunities, collaboration between departments, and staffing strategies. Prior to joining the Blue Jays, Mike spent six years with the Boston Red Sox, most notably as the club's Assistant Director of Major League Operations. He began his career in baseball in 2008 as a Player Development intern with the Florida Marlins organization. He then worked for the Cincinnati Reds as an intern in 2009 before joining Boston's Player Development department in 2010. Mike attended Dartmouth College where he majored in government and minored in history, graduating with high honours in 2007.



JOE SHEEHAN
ASSISTANT GENERAL MANAGER

Joe Sheehan was named Assistant General Manager on September 29, 2016. He originally started with the Blue Jays in November of 2010 as a Baseball Information Analyst. On January 2, 2015, he was promoted to Manager, Baseball Research and Development, a role he held until his appointment to Director of Analytics in December of 2015. In that role, he was responsible for creating and communicating many of the advanced analytic metrics and processes used by the Baseball Operations staff. Sheehan helped develop the team's internal scouting software, as well as other systems used across all levels of the department and was responsible for managing departmental statistical and scouting databases. He previously worked for the Pirates from 2009-2010, both as an intern and as a Baseball Operations Data Analyst, contributing analytic work to baseball operations decisions. Joe interned for San Diego Padres and Colorado Rockies in 2006 and 2008, respectively. He graduated from Oberlin College (Ohio) with a degree in Biology and played baseball at Oberlin from 2002-2006. Originally from Winchester, MA (outside Boston), Sheehan currently resides in Toronto.



JEREMY REESOR
DIRECTOR, BASEBALL OPERATIONS

Entering his 13th season with the Blue Jays and 12th in the Baseball Operations department, Jeremy Reesor was promoted to his current position for the 2022 campaign, coming off three seasons in which he served as Assistant Director, Baseball Operations. In his current role, he is responsible for applying the team's decision-making processes in all areas of Baseball Operations with a focus on applying analytical tools to player acquisition, transactions, and game preparation, as well as leading transaction/contract administration, project management and strategy initiatives. Jeremy joined the Blue Jays in 2013 as a Field Conversion Technician before moving to Baseball Operations as an Analytics intern for the 2014 season. He was then hired as Assistant, Baseball Research prior to the 2015 season, working closely with the Amateur Scouting staff on coordination for the draft, as well as supporting the club's analytics team. He was promoted to Coordinator, Baseball Research prior to the 2017 season and Manager, Baseball Research prior to the 2018 season. Jeremy graduated with a BSc in Honours Biology from the University of Waterloo in 2012. Originally from Stouffville, ON, he currently resides in the Uxbridge area with his family.



PETER SAUNDERS
SENIOR DIRECTOR, BASEBALL SYSTEMS

Peter Saunders is entering his 10th season with the Blue Jays, and his first in the role of Senior Director, Baseball Systems. He joined the Blue Jays in 2016 as Data Architect before being promoted to Assistant Director and Tech Lead prior to the 2020 season. He is responsible for building and maintaining databases and technology systems in Baseball Operations and oversees a small team of software developers. Peter is a native of Cambridge, England and graduated from the University of Cambridge with an MSc in Experimental and Theoretical Physics. He currently resides in Toronto with his partner, Emilie.



ADAM YUDELMAN
DIRECTOR, BASEBALL RESEARCH

Adam Yudelman is going into his 10th season with the Blue Jays and his first as Director, Baseball Research, spending last season as Assistant Director, Baseball Research. He first joined the organization as an intern in the Research and Development department in 2016, before spending 2022 & 2023 as a member of the Major League coaching staff. In his new role, he will lead the direction of the department and provide support for research projects and initiatives that impact other departments.






ANDREW PIPKIN

MAJOR LEAGUE DIRECTOR OF HEALTH AND PERFORMANCE

Andrew Pipkin completed his undergraduate and graduate physical therapy degrees at Lebanon Valley College in Pennsylvania. He went on to complete a sports physical therapy residency at the University of Wisconsin Hospital and Clinics in 2014 and is a board-certified sports specialist. Andrew continued his career at The Ohio State University where he completed an Upper Extremity Athlete Fellowship in collaboration with the Cleveland Guardians baseball club. He joined Cleveland's medical staff in 2016 and served as both the Rehab Coordinator and Minor League Medical Coordinator through 2020. In 2021, Andrew joined the Toronto Blue Jays organization, serving as the Medical Director. In January of 2024, he was promoted to his current role of Major League Director of Health and Performance for the Toronto Blue Jays.



SCOTT PETERS

ASSISTANT DIRECTOR OF HEALTH AND PERFORMANCE, SCOUTING

Scott Peters is entering his 10th season with the Blue Jays and his second season as Assistant Director of Health and Performance, Scouting, after prior roles as Medical Research Coordinator and Major League Assistant Physical Therapist. A native of Altona, MB, he obtained his Doctorate in Physical Therapy from Duke University in 2017 after receiving his Bachelors in Athletic Training and Corporate Fitness from Minot State University (ND) in 2013. He then completed a Masters degree in Management from Minot State in 2014 while serving as a graduate assistant strength and conditioning coach with the baseball program for the Division II University. Scott's other previous experience includes an athletic training internship with the Los Angeles Angels of Anaheim (2012) in Tempe, AZ, assistant athletic trainer for the Lowell Spinners (Boston Red Sox, 2014), and game day assistant with the Carolina Hurricanes (NHL, 2015-2016). He also recently finished a Fellowship in Orthopedic Manual Physical Therapy through the American Academy of

Manipulative Therapy.



DR. SAM LIMA

EAP DIRECTOR

Dr. Sam Lima joined the Toronto Blue Jays Baseball Club in 2014. As Employee Assistance Program (EAP) Director, Certified Employee Assistance Professional, Licensed Clinical Mental Health Counselor-Supervisor and National Certified Counselor, he provides critical support to staff, players, and family members. Additionally, Dr. Lima maintains a vibrant private practice where he focuses on supporting adolescent, young adult and adult men, and their families, with clinical issues impeding daily functioning and performance. He brings a depth of life experiences derived from more than 30 years of service in the United States Marine Corps and the Department of Homeland Security. Dr. Lima is bilingual and bicultural, having travelled extensively throughout the world - a culturally diverse practitioner. As a life-long learner, Dr. Lima continued his professional education at Liberty University, completing a Ph.D. in Counselor Education and Supervision, where he studied the challenges of developing Dominican players in MLB. He is a

member of the International Employee Assistance Professional Association, a member of the Central Florida Chapter, and is certified to provide mental health services as crisis response support. Sam has five adult children in full flight and lives with his lovely wife, Anne.



PAUL STEINHAUSER

CERTIFIED MENTAL HEALTH CLINICIAN

Paul was born 1961 in Belleville, New Jersey and raised in South Bound Brook, New Jersey. He graduated from Princeton University with a BS degree in Civil Engineering and Bradley University with a MA degree in Clinical Mental Health Counseling. Paul worked as a consulting engineer for 10 years before embarking on a 27-year career in the financial services industry, retiring in 2020 after serving over 21 years as Global Head of Equity Sales for an investment banking firm. An avid sports fan and accomplished multi-sport athlete growing up, he was a 4-year varsity starter and senior co-captain on the Princeton University baseball team in the early 1980s. Paul now serves in private counseling practice with a passion for working with teen and young adult males. He started working with the Blue Jays in 2021, and resides in Saint Petersburg, Florida - married for 37 years with two adult children and one grandchild.



SCOTT NEALON
MAJOR LEAGUE DIETITIAN

Scott Nealon enters his third season as the Major League Dietitian for the Blue Jays. Prior to Toronto, Scott spent 2022 with the Las Vegas Raiders as a Nutrition Assistant. He also previously served in Strength & Conditioning roles throughout Cleveland's Minor League system: 2013-2015 in Advanced-A; 2016 and 2021 in Double-A, and 2017-2019 in Triple-A. Scott obtained his Dietetics degree from the University of Northern Colorado and also holds his Masters Degree in Exercise Science. He is a Certified Registered Dietitian (RD) from the Commission on Dietetic Registration, and a Registered Strength and Conditioning Coach (RSCC) through the NSCA. Scott, his wife, Samantha, and their daughter, Quinn, reside near Cleveland, OH.



JOSE JULIAN MINISTRAL
HEAD ATHLETIC TRAINER

Jose Julian Ministral begins his 13th season with the Toronto Blue Jays organization and sixth year as the Head Athletic Trainer. The Summit, NJ, native earned his undergraduate degree from Springfield College and is certified by the CATA, NATA, and NSCA. He was named to the position of Assistant Athletic Training Coordinator in 2013, a position he held until becoming the Minor League Athletic Training Coordinator in 2016. Jose began his baseball career in 1998 with the Pittsburgh Pirates organization as a GCL Intern, spending 14 years with the organization as a Minor League athletic trainer. He spent six seasons (2003-2005 and 2007-2009) as Pittsburgh's Triple-A athletic trainer, and also served as athletic trainer at Lynchburg (A) in 2002 and as the Pirates Minor League Rehab Coordinator in 2001. Jose resides in Zionsville, IN, during the off-season with his wife, Jenna, and children, Gillyan and Kirk.



VOON CHONG
FIRST ASSISTANT ATHLETIC TRAINER


Voon Chong is entering his 24th season overall with the Blue Jays organization, his eighth on the Major League staff, and his sixth as the First Assistant Athletic Trainer. He began his baseball athletic training career with the Blue Jays in Medicine Hat (Rookie-A) in 2002 and has made stops in Charleston (A) in 2003, Manchester (AA) from 2004-2009, Las Vegas (AAA) from 2010-2012, and Buffalo (AAA) from 2013-2017. Voon was voted the Eastern League Athletic Trainer of the Year in 2007 and 2008, and was selected to represent the Blue Jays in the Hawaii Winter Baseball League (Honolulu Sharks) in 2006, and the Arizona Fall League (Scottsdale Scorpions) in 2007. Prior to baseball, he represented Canada as an Athletic Trainer/Equipment Manager on the Canadian U-20 National Soccer Team at the World Youth Cup in 1997 (Malaysia) and 2001 (Argentina), the 2001 Canadian U-23 National Soccer Team at Francophone Games in Ottawa, and the Canadian Olympic National Soccer Team in the 2003 Olympic Qualifying Tournament.

Voon graduated from Simon Fraser University with a Bachelor of Applied Science in Kinesiology in 1998. He was born in Ipoh, Malaysia, and now resides in Vancouver, BC.



JOHN BIGGAR
MAJOR LEAGUE PHYSICAL THERAPIST

John Biggar began his Major League career in Toronto with the Blue Jays in 2020, after spending two seasons as Minor League Physical Therapist with the San Diego Padres. He received a Bachelor of Science Kinesiology degree from Dalhousie University in 2005 and completed his Master of Science in Physical Therapy degree from the University of Toronto in 2008. John began his sports medicine career in Toronto and has worked with athletes and teams across multiple events, including the 2015 Toronto Pan Am Games, the 2017 Canada Summer Games and the 2017 WBSC U-18 Baseball World Cup. He holds a Sport Certificate through the Canadian Physiotherapy Association and CSCS designation through the NSCA. A native of Cobourg, ON, he currently resides in Toronto.



DREW MACDONALD
MAJOR LEAGUE SECOND ASSISTANT ATHLETIC TRAINER

Drew MacDonald, is entering his sixth season on the Major League staff as the Second Assistant Athletic Trainer, and 15th season with the Blue Jays overall. A graduate of Sheridan College's Athletic Therapy program, Drew interned for the Blue Jays in 2008 before being hired to serve as the Bluefield Athletic Trainer in 2011. Since then, he has made professional stops in Vancouver (2012), Lansing (2013-2017), and New Hampshire (2018), prior to serving as the Assistant Medical and Athletic Training Coordinator in 2019. Drew represented the Blue Jays in the Arizona Fall League in 2015 and was appointed the Head Trainer for Team Canada at the 2023 World Baseball Classic. Originally from Teeswater, ON, he currently resides in Paris, ON, with his wife, Heidi, and his three children, Max, Brooks, and Hayes.





DR. JOHN THEODOROPOULOS
HEAD ORTHOPEDIC PHYSICIAN

Dr. John Theodoropoulos earned his Medical Degree at Queen's University and completed his residency in Orthopaedic Surgery at McGill University. He completed a Fellowship in Sports Medicine at the University of Illinois Chicago and completed his Masters of Science in Cartilage Regeneration at the University of Toronto. Dr. Theodoropoulos is currently an Assistant Professor of the Division of Orthopaedic Surgery, Department of Surgery at the University of Toronto. He is the Director of the Doviği Orthopaedic Sport Medicine Institute (DOSMI), a non-profit institute dedicated to the treatment, prevention and research of sport related injuries. He is also the Director of the University of Toronto Orthopaedic Sports Medicine Fellowship Program mentoring National and International Fellows annually. As a distinguished and invited speaker, presenter and lecturer, he has contributed locally, provincially and nationally at meetings and conferences on topics such as ACL reconstruction, cartilage repair and tissue engineering, and

arthroscopic shoulder repair. Dr. Theodoropoulos is the Head Orthopaedic Surgeon for the Toronto Maple Leafs and Toronto Blue Jays. He also consults for many local amateur and professional athletes and was part of the medical team at the 2010 Vancouver Olympic Hockey Tournament.



DR. DAVID LAWRENCE
HEAD PRIMARY CARE PHYSICIAN

Dr. David Lawrence is a sports medicine physician and assistant professor at the University of Toronto. He completed his medical degree (MD), residency, and sports medicine fellowship at the University of Toronto, and completed a post-graduate Masters of Public Health (MPH) at the Dalla Lana School of Public Health (University of Toronto). Dr. Lawrence is the lead team Primary Care Physician for the Toronto Blue Jays and is the medical director of the David L. MacIntosh Sport Medicine Clinic (University of Toronto).




TODD EARL
SPORTS MASSAGE

Todd Earl returns for his 15th season with the Toronto Blue Jays. A longtime resident of the Tampa Bay area, he spent several years with the Tampa Bay Buccaneers before joining the Blue Jays. Todd is a 2005 graduate of the Suncoast School of Massage and now resides on Vancouver Island, BC, with his spouse, Kimberly. He enjoys hiking, going to the movies, and yoga. He also has one daughter who is currently on active duty with the United States Navy.



JOHN LANNAN
MAJOR LEAGUE MENTAL PERFORMANCE COACH

John Lannan enters his sixth season with the Blue Jays organization and his second with the Major League team. Since beginning with the organization in 2020, the Long Beach, NY, native has spent time as the Mental Performance Coach for Single-A Dunedin and Triple-A Buffalo while also supporting players rehabbing from injury at the Player Development Complex in Dunedin, FL. Originally drafted in the 11th round in 2005 by Washington, John enjoyed a 13-year professional career, pitching in 153 Major League games (148 starts) between the Nationals, Mets, and Phillies organizations. John currently lives in Tampa, FL, with his wife and two children.



ROMAINE NEWELL
EXECUTIVE CHEF

Romaine Newell is entering his second season as the Executive Chef for the organization. Prior to his time with the Blue Jays, Romaine worked as an Executive Chef at Sparkling Hill Resort in Vernon, British Columbia, with Elk Ridge Resort in Saskatchewan as an Executive Sous Chef, as First Cook at Port Credit Yacht Club, Second Cook at Holiday Inn Oakville Centre, and is the Owner of Access Gourmet Ltd, based in Toronto, since 2016. Romaine attended Liaison College for Culinary Management, Culinary Arts/Chef Training as well as George Brown College for Culinary Management, Hospitality/Administration Management.





SCOTT WEBERG

HEAD MAJOR LEAGUE STRENGTH & CONDITIONING COACH

Scott Weberg is entering his 19th season in professional baseball and seventh as the Head Major League Strength and Conditioning Coach for the Blue Jays. The 2021 Strength and Conditioning Coach of the Year has spent the last 13 years with the Blue Jays, holding a variety of positions. Weberg entered professional baseball with the Chicago Cubs (2007-2011), spending time at the minor league, coordinator, and MLB levels. He was the Strength and Conditioning Coach for Team Canada at the 2017 World Baseball Classic, and was also the Strength and Conditioning Coordinator, Netherlands Region, with MLB International from 2012-2013. Scott earned his Master of Arts Degree in Health, Physical Education and Sport Sciences from Morehead State University (Morehead, KY) in 2008, and his Bachelor of Arts Degree in Health Promotion – Fitness Management from Grand View University (Des Moines, IA) in 2007 where he played three years of varsity baseball. He also attended and played baseball at Porterville College (CA) from 2003-2004. Weberg is a Certified Strength and Conditioning Specialist (CSCS) and Registered Strength and Conditioning Coach with Distinction (RSCC[®]D) from the National Strength and Conditioning Association (NSCA). He is also currently the Treasurer of the Professional Baseball Strength and Conditioning Coaches Society (PBSCCS). Originally from Kelowna, BC, Scott currently resides in Tarpon Springs, FL, with his wife, Amanda, and two sons, Louke and Walter.



JEREMY TRACH

MAJOR LEAGUE ASSISTANT STRENGTH & CONDITIONING COACH

Jeremy Trach is in his 13th season with the Toronto Blue Jays organization and his seventh as the Major League Assistant Strength and Conditioning Coach. He previously served as the Minor League Strength and Conditioning Coordinator for the team in 2017 and 2018, and before that, worked as a Minor League Strength and Conditioning Coach for the Advanced-A Dunedin Blue Jays (2015-2016) and the Short-Season Vancouver Canadians (2013-2014). In recognition of his dedication to high performance, Jeremy received the Toronto Blue Jays High Performance Award in 2017. His efforts also earned him the Northwest League Strength Coach of the Year award in 2014. A native of Coquitlam, BC, Jeremy brings over 15 years of experience working with athletes at various levels, including youth, high school, college, and professional baseball players. He attended university in Kansas and Iowa, where he earned a Bachelor of Arts in Wellness and completed in four years of college baseball. In 2011, he was named Assistant Strength and Conditioning Coach at Waldorf College in Iowa, and in 2013, he completed his Masters in Exercise and Sports Science in Human Performance at the University of Wisconsin-La Crosse, where he also served as the Sports Performance Graduate Assistant Strength Coach. Jeremy is a Registered Strength and Conditioning Coach and holds certifications as a Certified Strength and Conditioning Specialist through the National Strength and Conditioning Association (NSCA). He is also certified in USA Weightlifting Level 1 Sports Performance Coach, Functional Movement Screening, and became a Certified Performance and Sport Scientist through the NSCA in 2024. Jeremy is an active member of the Professional Baseball Strength Coaches Society and, in 2023, served as the Strength and Conditioning Coach for Team Canada during the World Baseball Classic.



JASON DOWSE

MAJOR LEAGUE ASSISTANT STRENGTH & CONDITIONING COACH

Jason Dowse is entering his fifth season in the role of Major League Assistant Strength and Conditioning Coach for the Blue Jays. Jason joined the organization in 2011 as a Strength and Conditioning Coach for the Lansing Lugnuts, working with the team for three seasons, before moving to Dunedin in 2014 and then Buffalo in 2015, in the same capacity. He also spent parts of two offseasons (2013-14) with The Vauxhall Academy in Vauxhall, AB. Jason is a Registered Strength and Conditioning Coach and holds certifications as a Certified Strength and Conditioning Specialist through the National Strength and Conditioning Association (NSCA).



ALEX ANDREOPOULOS

MAJOR LEAGUE BULLPEN CATCHER

Alekos (Alex) Andreopoulos was named to his current position in 2003. He attended Seton Hall from 1992-1995 where, as a catcher, he earned conference All-Star honours in each of his seasons. He was also named as the Big East Conference Rookie of the Year and included on Baseball America's Freshman All American team in 1992. Alex was selected in the 17th round by the Milwaukee Brewers in 1995 and spent eight seasons in the minors with the Milwaukee, Cleveland, Montreal, and St. Louis organizations. He batted .288 with 37 home runs and 268 RBI in 525 career Minor and Independent League games. Alex was born and raised in Toronto and is now married with one child.



LUIS HURTADO

MAJOR LEAGUE BULLPEN CATCHER/CATCHING COACH

Luis Hurtado is entering his fourth season as bullpen catcher for Toronto. He also assists in the preparation and development of the club's Major League catchers. The 36-year-old managed Low-A Dunedin in 2021, Rookie-level Bluefield in 2019, and the GCL Blue Jays for the 2017 and 2018 campaigns. Prior to that, he took on coaching roles with the DSL and GSL squads (2013-2015), as well as Triple-A Buffalo (2016). The native of Maracay, Venezuela, played seven seasons in the Blue Jays' system, reaching as high as Triple-A Las Vegas in 2011-2012, and posted a .229 batting average over 129 career contests. Luis now resides in Odessa, FL, with his wife and two sons.





SCOTT BLINN

DIRECTOR, MAJOR LEAGUE CLUBHOUSE OPERATIONS

Scott Blinn starts his 35th season with the Toronto Blue Jays and his second as Director, Major League Clubhouse Operations. Scott joined the club in 1991 as a Visiting Clubhouse attendant. He was promoted to Assistant Manager, Visiting Clubhouse in 1997 where he served for 20 years before moving into the role of Senior Manager, Clubhouse Operations until 2023. Scott was born and raised just outside of Toronto where he lives with his wife and two children.



KEVIN MALLOY

SENIOR MANAGER, VISITING CLUBHOUSE OPERATIONS


Kevin Malloy is entering his 44th season with the organization. In 1981, he started in a part time role working as a Clubhouse Assistant in the Blue Jays home clubhouse. Kevin was named Toronto Blue Jays Home Clubhouse Manager in 1996. In October of 2017 Kevin was named Senior Visiting Clubhouse Manager. In this role he is responsible for hosting all visiting Major League teams' players, coaches and staff. Kevin and his staff handle all visiting locker room logistics and needs with respect to equipment, catering, arrival and departure. He graduated from Seneca College in 1987 where he studied Marketing and Administration. He is married with two children and enjoys ice hockey, downhill skiing, and golf while residing in Pickering, ON.



MUSTAFA (MOOSE) HASSAN

MANAGER, HOME CLUBHOUSE OPERATIONS


Mustafa Hassan is entering his 24th season in the Toronto Blue Jays organization and his sixth as Manager, Home Clubhouse Operations, having previously been the Clubhouse Manager, Equipment. Prior to the 2017 season he was named Assistant Clubhouse Manager. Mustafa got his start as the Blue Jays' Ballboy from 2001-2003 before moving to team Batboy from 2004-2006. In 2007, he moved into the role of Clubhouse Assistant and served in that capacity until 2016. In 2023, "Moose" earned his first career nomination to appear at the All-Star Game in Seattle, serving as AL Clubhouse Manager. Mustafa was raised, educated, and currently resides in Toronto.



RODNEY HIEMSTRA

MANAGER, TEAM TRAVEL

Rodney Hiemstra is entering his ninth season with the Blue Jays and his second in the role of Manager, Team Travel. Rodney joined the Blue Jays in 2017 as a Baseball Media Intern and eventually worked his way to Manager, Baseball Information for the 2023 season. He holds a degree in Wildlife Biology from the University of Guelph and earned a diploma in Sports Broadcasting from the College of Sports Media while interning with the Buffalo Bisons in 2016. Rodney now resides in Burlington, ON, with his wife and two children.



ANTHONY LUCCHESI

QUALITY ASSURANCE ANALYST, ADVANCE SCOUTING

Anthony Lucchese is entering his seventh season with the Blue Jays organization, his sixth in advance scouting, and second in his current position as Quality Assurance Analyst, Advance Scouting. Anthony began working for the organization in 2019 as an Affiliate Intern for Class-A Vancouver. He then assisted in advance scouting as an intern with the Blue Jays for the 2020 and 2021 seasons. Anthony attended Toronto Metropolitan University in downtown Toronto and graduated with a Bachelor of Commerce in 2018. He currently resides in Toronto.



LUKE HOEY
COORDINATOR, PITCHING GAME PLANNING

Luke Hoey is entering his third season with the Toronto Blue Jays and second with the Major League team. Hoey began working for the organization as a Technology Assistant with Double-A New Hampshire during the 2023 season, prior to working with the Major League Advance Scouting staff in 2024. Before the Blue Jays, he attended the University of Scranton in Pennsylvania where he majored in Data Science and minored in Finance while pitching for the school's baseball team. He is originally from Southampton, NJ, but now resides in Toronto.



CHRISTIAN CONFORTI
ADVANCE INFORMATION COORDINATOR

Christian Conforti is beginning his new position this season as Advance Information Coordinator, after spending last season as an intern in the Advance Scouting department. In his new role, he will continue to help the Major League coaching staff prepare for upcoming opponents by providing strategic and game-planning recommendations. He previously worked in Minor League analytics for the New York Mets and in Baseball Research for the Lotte Giants in the KBO.



JORDAN EADDY
COORDINATOR, PLAYER DEVELOPMENT OPERATIONS & ML VIDEO

Jordan Eaddy enters his first season in his new role as Coordinator, Player Development Operations & ML Video, and his fifth in the Blue Jays organization. Eaddy first joined the Blue Jays as a Player Development Intern in 2021, working in various different roles during his time with the team, such as Assistant, Player Development, Pitching Lab Analyst, and most recently, Coordinator, Player Development Operations. In his new role, Eaddy will assist with advance scouting preparation, primarily focused on managing video resources to support player development and game planning at the Major League level. Prior to his time in Toronto, he played college baseball at Finlandia University and Rochester Christian University, before working most notably as an Assistant Coach for Wayne State University and as Coordinator of Pitching Research and Development for PrimeTime Programs, while also garnering experience as a Scout for Prep Baseball

Report, a Baseball Analytics Writer, and a Baseball Operations Intern for the United Shore Professional Baseball League. He is originally from Detroit, MI, but now resides in Tampa, FL.



GOSUKE KATOH
ASSISTANT, MAJOR LEAGUE OPERATIONS

Gosuke Katoh returns to the Blue Jays organization, entering his first season as Assistant, Major League Operations, after playing for the team in 2022. The former 11-year pro played eight games at the MLB level, all with Toronto, also spending time in the Yankees, Marlins, Padres, and Mets organizations, before spending the last two years playing in the NPB with the Hokkaido Nippon-Ham Fighters.







MANAGER AND COACHES

JOHN SCHNEIDER





SCHNEIDER

JOHN

14
MANAGER

BIRTHDATE February 14, 1980
 OPENING DAY AGE 45
 BIRTHPLACE Princeton, NJ
 RESIDENCE Clearwater, FL

APPOINTED:

- Named Major League Coach by the Toronto Blue Jays on November 27, 2018.
- Promoted to Bench Coach going into the 2022 season.
- Took over as Interim Manager on July 13, 2022.
- Named Manager of the Toronto Blue Jays on October 21, 2022.

PERSONAL:

- John P. Schneider.
- Attended Lawrence Township High School in New Jersey.
- Caught at the University of Delaware...Named Colonial Athletic Association All-Conference in 2002.
- Resides in Clearwater, FL, with his wife, Jess, and two sons, Gunner and Greyson.

PROFESSIONAL CAREER:

- Selected by the Toronto Blue Jays in the 13th round of the 2002 First-Year Player Draft.
- Played six seasons (311 games) in Toronto's Minor League system, advancing as high as Triple-A Syracuse in 2007.

COACHING & MANAGERIAL CAREER:

- Entering his 3rd season as Manager and his 17th campaign in a managing/coaching role with the Blue Jays organization.
- Spent 2008 as hitting coach for the Gulf Coast League Blue Jays...Then managed the squad from 2009-2010 and again in 2013.
- Managed the Vancouver Canadians for half a season in 2011 before leaving the club to attend a family matter...Managed the club again from 2014-2015 and led them to a division-leading 46-30 record and a finals appearance in 2014.
- Took the reins as manager of the Class-A Lansing Lugnuts for the 2016 season.
- Managed the Advanced-A Dunedin Blue Jays to 72-66 record and a Florida State League Championship in 2017 (co-champs with the Palm Beach Cardinals due to Hurricane Irma).
- Named Manager of Double-A New Hampshire in 2018 and led the Fisher Cats to an Eastern League Championship.
- Served a coaching role at the Major League level for the first time in 2019, with a focus on the development of Major League catching.
- Landed the role of Bench Coach for the 2022 campaign and eventually took the reins as Interim Manager on July 13, 2022...Finished the final 74 games of the regular season with a 46-28 record for a .622 winning percentage, the highest ever by a Toronto skipper in his 1st season at the helm (min. 10G).
- Had the Interim tagged removed and was officially named the 14th Manager of the franchise on October 21, 2022.
- Managed the club to 89 wins and a Wild Card berth in 2023...Became the only Manager in team history to reach the playoffs in each of his first two seasons at the helm.
- Earned his 200th career win on Aug. 26, 2024 at BOS, becoming the 3rd-fastest Blue Jays Manager to reach the mark (369G), trailing only Cito Gaston (356G) and Jimmy Williams (366G).

MANAGERS

	G	W	L	PCT	YEARS
Gaston, Cito	1764	913	851	.518	1989-1997, 2008-2010
Gibbons, John	1582	793	789	.501	2004-2008, 2013-2018
Cox, Bobby	647	355	292	.549	1982-1985
Williams, Jimmy	522	281	241	.538	1986-1989
Hartsfield, Roy	484	166	318	.343	1977-1979
Montoyo, Charlie	472	236	236	.500	2019-2022
Schneider, John**	398	209	189	.525	2022-
Tosca, Carlos	382	191	191	.500	2002-2004
Fregosi, Jim	324	167	157	.515	1999-2000
Farrell, John	324	154	170	.475	2011-2012
Mattick, Bobby	268	104	164	.388	1980-1981
Martinez, Buck	215	100	115	.465	2001-2002
Johnson, Tim	162	88	74	.543	1998
Queen, Mel	5	4	1	.800	1997

** denotes active manager

John Schneider served as Interim Manager (1-1) on June 22, 2021 at MIA in the absence of Manager Charlie Montoyo (suspension) and on Sept. 23, 2021 at MIN (suspension).

DeMarlo Hale served as Interim Manager (1-1) on Aug. 4, 2015 vs. MIN in the absence of Manager John Gibbons (suspension) and on June 10 at CWS, 2013 (son's high school graduation)

Don Wakamatsu served as Interim Manager from Aug. 26-Sept. 4, 2011 (3-8) in the absence of Manager John Farrell (pneumonia) and on Sept. 26, 2011 (0-1) due to personal reasons

Brian Butterfield served as Interim Manager from July 10-11, 2009 (1-1) in the absence of Manager Cito Gaston (family funeral)

John Gibbons served as Interim Manager from May 2-3, 2003 (2-0) in the absence of Manager Carlos Tosca (daughter's graduation) and again on Sept. 5, 2003 (suspension)

Cookie Rojas served as Interim Manager from May 24-26, 2001 (1-2) in the absence of Manager Buck Martinez (family funeral)

Gene Tenace served as Interim Manager from May 27-29, 1994 (2-1) in the absence of Manager Cito Gaston (suspension)

Gene Tenace served as Interim Manager from Aug. 21-Sept. 26, 1991 (19-14) in the absence of Manager Cito Gaston (ruptured disk in lower back)

Harry Warner served as Interim Manager from May 20-29, 1978 (3-9) in the absence of Manager Roy Hartsfield (wife's illness)

Records are for regular season games only



PLAYING CAREER:

Year	Club & League	AVG	G	AB	R	H	2B	3B	HR	RBI	BB	SO	SB
Minor Totals		.206	311	928	107	191	49	0	24	111	171	302	3

MANAGERIAL/COACHING CAREER

2008	Hitting Coach, Blue Jays, GCL (Blue Jays)
2009-10	Manager, Blue Jays, GCL (Blue Jays)
2011	Manager, Vancouver, North West (Blue Jays)
2013	Manager, Blue Jays, GCL (Blue Jays)
2014-15	Manager, Vancouver, North West (Blue Jays)
2016	Manager, Lansing, Midwest (Blue Jays)
2017	Manager, Dunedin, Florida State (Blue Jays)
2018	Manager, New Hampshire, Eastern League (Blue Jays)
2019-21	Major League Coach, Toronto Blue Jays
2022	Bench Coach, Toronto Blue Jays
2022	Interim Manager, Toronto Blue Jays
2023-	Manager, Toronto Blue Jays

RECORD AS MANAGER

Year	Club & League	W-L	PCT	Finish
2009	Blue Jays (GCL)	30-28	.517	3rd
2010	Blue Jays (GCL)	31-28	.525	2nd
2011	Vancouver (Northwest)	39-37	.513	2nd
2013	Blue Jays (GCL)	28-32	.467	3rd
2014	Vancouver (Northwest)	46-30	.605	1st
2015	Vancouver (Northwest)	34-42	.447	4th
2016	Lansing (Midwest)	69-71	.493	5th
2017	Dunedin (Florida State)	72-66	.522	2nd
2018	New Hampshire (Eastern)	76-62-1	.551	2nd
2022	TORONTO (AL)	46-28	.622	2nd
2023	TORONTO (AL)	89-73	.549	3rd
2024	TORONTO (AL)	74-88	.457	5th
Minor Totals		425-396	.518	
MAJOR TOTALS		209-189	.525	

POSTSEASON RECORD AS MANAGER

Year	Club & League	W-L	PCT	Finish
2011	Vancouver (Northwest)	4-2	.667	Won Championship
2014	Vancouver (Northwest)	2-2	.500	Lost in Finals
2017	Dunedin (Florida State)	2-1	.667	Won Championship
2018	New Hampshire (Eastern)	6-0	1.000	Won Championship
2022	TORONTO (AL)	0-2	.000	Lost in Wild Card Round
2023	TORONTO (AL)	0-2	.000	Lost in Wild Card Round
Minor Totals		14-5	.737	
MAJOR TOTALS		0-4	.000	

AGE WHEN MANAGERS TOOK OVER THEIR FIRST GAME

MANAGER	FIRST GAME	AGE
Bobby Mattick	April 9, 1980	64
Cito Gaston	June 20, 2008	63
Jim Fregosi	April 6, 1999	57
Mel Queen	Sept. 24, 1997	55
Charlie Montoyo	March 28, 2019	53
Buck Martinez	April 1, 2001	52
Roy Hartsfield	April 7, 1977	51
John Gibbons	April 2, 2013	50
Tim Johnson	April 1, 1998	48
Carlos Tosca	June 3, 2002	48
John Farrell	April 1, 2011	48
Cito Gaston	May 15, 1989	45
Jimmy Williams	April 8, 1986	42
John Gibbons	Aug. 8, 2004	42
John Schneider*	July 13, 2022	42
Bobby Cox	April 6, 1982	40

*denotes active manager





BUDZINSKI

MARK

53
FIRST BASE
COACH

BIRTHDATE August 26, 1973
OPENING DAY AGE 51
BIRTHPLACE Baltimore, MD
RESIDENCE Henrico, VA

APPOINTED:

- Named First Base Coach for the Toronto Blue Jays on November 27, 2018.

PERSONAL:

- Mark Joseph Budzinski.
- Holds his BSBA from the University of Richmond with concentrations in Marketing and Economics.
- Became a licensed realtor for RE/MAX Action Real Estate in 2012.
- Won a silver medal as an outfielder for the United States in the 2001 Baseball World Cup.

PROFESSIONAL CAREER:

- Selected by Cleveland in the 21st round of the 1995 draft and played seven years within their system, from 1995-2001.
- Also spent time in the Chicago (NL), Milwaukee, Cincinnati and Philadelphia organizations.
- Made his Major League debut with the Cincinnati Reds as a pinch-hitter on August 3, 2003 vs. SF, and appeared in a total of four big-league games with the club.

COACHING & MANAGERIAL CAREER:

- Posted a 290-269 Minor League record over four seasons managing in Cleveland's system.
- Managed Single-A Lake County to a championship appearance in 2014.
- Managed Advanced-A Lynchburg to back-to-back playoff appearances, making the semi-finals in 2015 and the finals in 2016.
- Spent the 2018 season as a Major League Coach with Cleveland, where he supported the coaching staff with advance preparation, player performance, and on-field pregame work.
- Joined the Blue Jays as First Base Coach going into the 2019 season.

PLAYING CAREER:

Year	Club & League	AVG	G	AB	R	H	2B	3B	HR	RBI	BB	SO	SB
	Minor Totals	.274	1235	4450	734	1221	229	74	56	469	559	1024	150
	MAJOR TOTALS	.000	4	7	0	0	0	0	0	0	0	4	0

MANAGERIAL/COACHING CAREER

2014	Manager, Lake County, Midwest (Indians)
2015-16	Manager, Lynchburg, Carolina (Indians)
2017	Manager, Akron, Eastern (Indians)
2018	Major League Coach, Cleveland Indians
2019-	First Base Coach, Toronto Blue Jays

RECORD AS MANAGER

Year	Club & League	W-L	PCT	Finish
2014	Lake County (Midwest)	65-74	.468	3rd (Lost in Championship)
2015	Lynchburg (Carolina)	72-68	.514	1st (Lost in Semi-Finals)
2016	Lynchburg (Carolina)	84-56	.600	1st (Lost in Championship)
2017	Akron (Eastern)	69-71	.493	3rd
CAREER TOTALS		290-269	.519	

NAME THE TEAM CONTEST

The Blue Jays were named in a contest conducted in June and July of 1976. Over 30,000 individual entries were received, suggesting over 4,000 names for the new American League club. From the list of names submitted, specially-appointed panels of judges selected ten names to submit to the Board of Directors. The Directors chose the name "Blue Jays" from that list and announced their decision on August 12th, at which time the team officially became the Toronto Blue Jays Baseball Club.

A total of 154 people submitted the name "Blue Jays" and a drawing was held to select a grand prize winner from those who submitted the name. Dr. William Mills of Etobicoke, Ontario, won a pair of season tickets for 1977 and an all-expenses paid trip for himself and his family to watch the Blue Jays at spring training in Dunedin, Florida. Nine runners-up also won season tickets.





FEBLES CARLOS

51
THIRD BASE
COACH

BIRTHDATE May 24, 1976
OPENING DAY AGE 48
BIRTHPLACE..... El Seibo, D.R.
RESIDENCE..... El Seibo, D.R.

APPOINTED:

- Named Third Base Coach for the Toronto Blue Jays on November 7, 2023.

PERSONAL:

- Carlos Manuel Febles...Pronounced "FEB-less".
- Married to Nedelin...The couple has two children, Karla and Carlos Jr..
- Helped Alex Cora lead the AL to a 4-3 win over the NL in MLB's 90th All-Star Game on July 9, 2019 at CLE.
- Following the 2022 season, served as Bench Coach for Tigres del Licey in the Dominican Winter League, helping the club win the league title...Also served as a coach for Toros del Este in the Dominican Winter League following the 2017 season.

PROFESSIONAL CAREER:

- Played 10 professional seasons as a 2nd baseman in the Kansas City (1995-2003) and Boston (2004) organizations.
- Appeared in 506 Major League games for the Royals from 1998-2003...Ranks 3rd in Royals history with 493 games played at 2nd base.

COACHING & MANAGERIAL CAREER:

- Has managed 904 minor league games, all in the Red Sox organization.
- Started his coaching career as a Minor League Coach for Class-A (short) Lowell of the New York-Penn League.
- Also served as the Hitting Coach at Advanced-A Lancaster in 2008 and Advanced-A Salem from 2009-2010.
- Managed Class-A (short) Lowell in 2011, Class-A Greenville from 2012-2013, Advanced-A Salem from 2014-2015, and Double-A Portland from 2016-2017.
- Worked as Boston's Third Base Coach and Infield Instructor for the 2018-2023 seasons...Won a World Series Title in 2018.
- 2025 marks his 2nd season with the Blue Jays and his 8th on a Major League staff.

PLAYING CAREER:

Year	Club & League	AVG	G	AB	R	H	2B	3B	HR	RBI	BB	SO	SB
Minor Totals		.280	535	1926	403	539	120	30	32	198	269	340	173
MAJORS TOTALS		.250	506	1656	255	414	65	18	24	146	163	297	68

MANAGERIAL/COACHING CAREER

2007	Minor League Coach, Lowell, New York-Penn League (Red Sox)
2008	Hitting Coach, Lancaster, California League (Red Sox)
2009-10	Hitting Coach, Salem, California League (Red Sox)
2011	Manager, Lowell, New York-Penn League (Red Sox)
2012-13	Manager, Greenville, South Atlantic League (Red Sox)
2014-15	Manager, Salem, Carolina League (Red Sox)
2016-17	Manager, Portland, Eastern League (Red Sox)
2018-23	Third Base Coach, Boston
2024-	Third Base Coach, Toronto

RECORD AS MANAGER

Year	Club & League	W-L	PCT	Finish
2011	Lowell (New York-Penn)	29-45	.392	4th
2012	Greenville (South Atlantic)	66-73	.475	6th
2013	Greenville (South Atlantic)	51-87	.370	7th
2014	Salem (Carolina)	68-68	.500	2nd (Lost in Semi-Finals)
2015	Salem (Carolina)	66-73	.475	4th
2016	Portland (Eastern)	55-83	.396	6th
2017	Portland (Eastern)	65-74	.468	4th
CAREER TOTALS		400-503	.443	





GREENE SAM

88
ASSISTANT
PITCHING
COACH

BIRTHDATE November 5, 1997
OPENING DAY AGE 27
BIRTHPLACE Philadelphia, PA
RESIDENCE Toronto, ON

APPOINTED:

- Named Assistant Pitching Coach for the Toronto Blue Jays on December 16, 2024.

PERSONAL:

- Samuel Greene.
- Graduated from McGill University in 2020 with a Bachelor of Commerce, Business Analytics/Finance...Completed a Master of Management in Analytics at McGill the following year.
- Was a starter for McGill's Varsity baseball team for four seasons from 2016-2020, posting a 6-7 record and a 4.39 ERA over 31 combined appearances while holding hitters to a .223 batting average...Was a part of three national championship teams at McGill, including in 2018 when the right-hander was the winning pitcher in the gold medal game, a 6-2 victory over the University of New Brunswick.
- Pitched for the Toronto Maple Leafs in the Intercounty Baseball League from 2022-24...Served as the team's Pitching Coach for the 2024 season.

COACHING CAREER:

- Began his Blue Jays tenure in 2021 as a research and development intern.
- Spent the 2021-23 seasons in a variety of pitching research roles.
- Was promoted to the role of Senior Pitching Research Specialist for the 2024 campaign.

MANAGERIAL/COACHING CAREER

2025 Assistant Pitching Coach, Toronto Blue Jays

MOST STRIKEOUTS IN FIRST START FOR BLUE JAYS

PLAYER	OPPONENT	IP	H	R	ER	BB	SO	WL
José Núñez	07/09/1987 vs. KC	8.0	6	1	1	0	11	W
Steven Matz	04/05/2021 at TEX	6.1	2	1	1	1	9	W
Roger Clemens	04/02/1997 vs. CWS	9.0	6	1	1	1	9	W
Anthony Kay	09/07/2019 at TB	5.2	4	2	2	3	8	ND
Trent Thornton	03/31/2019 vs. NYY	5.0	2	0	0	0	8	ND
Sean Douglass	07/26/2004 vs. NYY	5.0	5	4	4	4	8	ND
Lance Painter	05/10/2000 vs. BAL	5.0	2	1	1	1	8	W
Mike Flanagan	09/05/1987 vs. SEA	7.2	4	0	0	1	8	W
Bowden Francis	04/01/2024 at HOU	5.1	10	7	7	1	7	L
José Berrios	08/01/2021 vs. KC	6.0	5	0	0	1	7	W
Alek Manoah	05/27/2021 at NYY	6.0	2	0	0	2	7	W
Jaime García	04/02/2018 vs. CWS	6.0	4	1	1	2	7	ND
Matt Boyd	06/27/2015 vs. TEX	6.2	9	4	4	0	7	L
Marc Rzepczynski	07/07/2009 at TB	6.0	2	1	1	4	7	ND
Cory Lidle	04/01/2003 vs. NYY	6.0	7	5	5	0	7	L
Omar Daal	09/13/1997 at SEA	7.0	6	3	3	1	7	ND
Jack Morris	04/06/1992 at DET	9.0	5	2	2	3	7	W
Todd Stottlemyre	04/10/1988 at MIN	4.1	3	4	4	3	7	L
Dave Lemanczyk	04/09/1977 vs. CWS	9.0	8	3	3	5	7	L





HALE DeMARLO

15
ASSOCIATE
MANAGER

BIRTHDATE July 16, 1961
OPENING DAY AGE 63
BIRTHPLACE Chicago, IL
RESIDENCE Wesley Chapel, FL

APPOINTED:

- Named Associate Manager for the Toronto Blue Jays on November 13, 2023.
- Also served as Toronto's Bench Coach from 2013-2018.

PERSONAL:

- DeMarlo Hale.
- Graduated from Chicago Vocational High School where he played baseball and basketball.
- Played collegiately for four seasons at Southern University in Baton Rouge, LA.
- Was a coach on the U.S. Team at the 1999 MLB All-Star Futures Game.
- After his retirement from playing professional baseball, spent four years instructing at Bucky Dent's Baseball School.

PROFESSIONAL CAREER:

- Selected by the Red Sox in the 17th round of the 1983 MLB Draft out of Southern University.
- Played first base, third base, and outfield for five Minor League seasons between the Boston (1983-1986) and Oakland (1988) organizations.

COACHING & MANAGERIAL CAREER:

- Has nine years of Minor League managerial experience, compiling a record of 635-614 (.508).
- Began his coaching career in 1992 with the Red Sox, serving as a coach on Double-A New Britain's staff.
- Named the Midwest League Manager of the Year in 1995 and chosen to manage the Double-A All-Star Game in 1997 and 1999.
- His other managerial experience came in Texas' organization with Triple-A Oklahoma (2000-2001).
- Was a 1B/OF Coach for the Texas Rangers from 2002-2005.
- Served as Third Base Coach for the Boston Red Sox from 2006-2009 before transitioning to their Bench Coach for the 2010 and 2011 seasons.
- Took on Third Base Coach duties for the Baltimore Orioles for 2012.
- Worked as John Gibbons' Bench Coach for the Blue Jays from 2013-2018.
- Spent the 2019 and 2020 seasons working in Player Development for the Atlanta Braves...Also filled in as Interim First Base Coach for the 2020 campaign.
- Served as Bench Coach for the Cleveland Guardians from 2021-2023.
- Re-joined the Blue Jays in 2024...In 2025, is entering his 23rd season on a Major League coaching staff.

PLAYING CAREER:

Year	Club & League	AVG	G	AB	R	H	2B	3B	HR	RBI	BB	SO	SB
Minor Totals		.267	548	1911	286	510	77	12	28	234	172	268	79

MANAGERIAL/COACHING CAREER

2002-05	1B/OF Coach, Texas Rangers
2006-09	Third Base Coach, Boston
2010-11	Bench Coach, Boston
2012	Third Base Coach, Baltimore
2013-18	Bench Coach, Toronto
2020	Interim First Base Coach, Atlanta
2021-23	Bench Coach, Cleveland
2024-	Associate Manager, Toronto

BIOGRAPHIES

LAST SEASON

HISTORY


RECORDS

OPPONENTS

PLAYER DEV.

MEDIA & MISC.





LANNOTTI

LOU

80
ASSISTANT
HITTING
COACH

BIRTHDATE November 5, 1992
OPENING DAY AGE 32
BIRTHPLACE North Haven, CT
RESIDENCE North Haven, CT

APPOINTED:

- Named Assistant Hitting Coach for the Toronto Blue Jays on December 16, 2024.

PERSONAL:

- Louis Iannotti.
- Son of Louis and Lisa Iannotti...Father, Louis, played baseball at Quinnipiac University and was inducted into the Quinnipiac Hall of Fame in 2010.
- Played three seasons as a catcher at Quinnipiac from 2013-16, batting .268 over 154 games with 27 doubles, four homers, and 96 RBI.
- Named to the MAAC All-Academic team in 2013-14 & 2014-15, while earning NEIBA All-Star Game selections in 2014-15 & 2015-16.

PROFESSIONAL CAREER:

- Played one season of pro ball in 2017 as a member of the Gateway Grizzlies in the Frontier League...Suited up for 10 games for the Grizzlies, hitting .143 with four hits and three RBI's.

COACHING CAREER:

- Began his post-playing career in the fall of 2017, serving as an affiliate coach with the Class-A Great Lakes Loons in the Dodgers' system for the 2018 season.
- Transitioned into the Dodgers' hitting department for the 2019-22 seasons, taking on the role of a Coordinator for the last three of those years.
- Was named Hitting Coach for LA's Double-A team, the Tulsa Drillers, for the 2023 campaign...Tulsa hitters combined to club 164 homers that season, good for 3rd-most in the Texas League.
- From 2023-24, oversaw multiple minor league levels in the LA organization as a Hitting Coordinator.

MANAGERIAL/COACHING CAREER

2018	Affiliate Coach, Great Lakes, Midwest League (Dodgers)
2019	Hitting Development, Los Angeles Dodgers
2020-22	Coordinator, Hitting Department, Los Angeles Dodgers
2023	Hitting Coach, Tulsa, Texas League (Dodgers)
2023-24	Hitting Coordinator, Los Angeles Dodgers
2025-	Assistant Hitting Coach, Toronto Blue Jays

10 CONSECUTIVE HITS

The Toronto Blue Jays tied an American League record on September 4, 1992 at SkyDome by collecting 10 consecutive hits in an eight-run 2nd inning against the Minnesota Twins.

The Blue Jays tied the mark set by the Boston Red Sox on June 2, 1901 and equalled by the Detroit Tigers on September 20, 1983.

The Major League record of 12 straight hits was set by the St. Louis Cardinals in 1920 and equalled by the Brooklyn Dodgers in 1930.

With one out in the 2nd, Toronto's Kelly Gruber reached on an infield single against Twins' starter Kevin Tapani. Singles by Pat Borders and Manuel Lee scored Gruber to cut Minnesota's lead to 3-1.

Devon White doubled in a run and Roberto Alomar followed with a two-run single to give the Blue Jays a 4-3 lead. Joe Carter tripled home Alomar and scored on Dave Winfield's single off reliever Tom Edens. Winfield was thrown out at second for the inning's second out, but John Olerud singled and scored on Candy Maldonado's triple to open a 7-3 cushion. Gruber's bloop double to right-center scored Maldonado for the 10th straight hit.

Borders then flied to center to end the inning.

Toronto's previous club record was nine consecutive hits, set against California on July 3, 1992.





JOHNSON GRAHAM

82
BULLPEN
COACH

BIRTHDATE April 22, 1985
OPENING DAY AGE 39
BIRTHPLACE Alexis, IL
RESIDENCE Bradenton, FL

APPOINTED:

- Named Bullpen Coach for the Toronto Blue Jays on December 16, 2024.

PERSONAL:

- Graham Johnson.
- Married to Victoria, father of Charlee.
- Obtained a Bachelor of Science from Culver-Stockton College in Canton, MO, before securing a Masters of Education with an emphasis in strength and conditioning at Lindenwood University in 2010.
- Pitched for four years at Culver-Stockton College, helping lead the Wildcats to a super regional appearance in 2006.

COACHING CAREER:

- Began his coaching career in 2008 as a pitching coach at Culver-Stockton College.
- Worked as assistant pitching/outfield coach during the 2008-09 campaign at Lindenwood University before assuming the pitching coach role for the 2009-10 season.
- Coached for a year at Western Illinois University in 2011 in the roles of assistant pitching coach and outfield coach.
- Was a coach at Morehead State University in Kentucky for six seasons from 2012-17, serving as pitching coach while overseeing field maintenance and the academic development of all student-athletes involved in the baseball program.
- Began his MiLB coaching career in 2018 as the Pitching Coach for the Quad Cities River Bandits, the Class-A club in the Astros organization.
- Moved to Houston's Double-A team in Corpus Christi for the 2019-21 seasons, assuming the role of Pitching Coach.
- Spent the 2022-24 campaigns as the Pitching Coach for the Scranton/Wilkes-Barre RailRiders, the Yankees' Triple-A squad.

MANAGERIAL/COACHING CAREER

2008	Coach, Culver-Stockton College
2009-10	Coach, Lindenwood University
2011	Coach, Western Illinois University
2012-17	Coach, Morehead State University
2018	Pitching Coach, Quad Cities, Midwest League (Astros)
2019-21	Pitching Coach, Corpus Christi, Texas League (Astros)
2022-24	Pitching Coach, Scranton/Wilkes-Barre, International League (Yankees)
2025-	Bullpen Coach, Toronto Blue Jays

LONGEST SCORELESS INNINGS STREAKS BY A TORONTO RELIEVER WITHIN A SEASON

1989	26.2	Tom Henke	Aug. 6-Sept. 14, 1989
2015	26.0	Brett Cecil	June 24-Sept. 19, 2015
2008	26.0	Scott Downs	May 2-July 1, 2008
1986	24.0	Mark Eichhorn	Aug. 10-29, 1986
2001	23.0	Paul Quantrill	April 3-May 10, 2001
2007	21.2	Jeremy Accardo	April 4-May 26, 2007
1987	21.1	Tom Henke	April 6-May 20, 1987
1978	21.1	Victor Cruz	June 24-July 31, 1978





MATTINGLY

DON

46
BENCH
COACH

BIRTHDATE April 20, 1961
OPENING DAY AGE 63
BIRTHPLACE Evansville, IN
RESIDENCE Evansville, IN

APPOINTED:

- Named Bench Coach for the Toronto Blue Jays on November 30, 2022.
- Also served as the team's Offensive Coordinator for the 2024 season.

PERSONAL:

- Donald Arthur Mattingly.
- Married his wife, Lori, in December 2010 in Indiana...Has four sons: Taylor, Preston, Jordan and Louis Riley, who was born Nov. 29, 2014, as well as two stepsons, Isaac and Reynolds...Taylor was selected by Yankees in the 42nd round of the 2003 draft...Preston was selected by the Dodgers as a sandwich pick (31st overall) in 2006 and finished his college basketball career at Lamar University in Beaumont, Texas in 2016.
- Born and raised in Evansville, Indiana, where a street was re-named in his honour in November of 2013 as "Don Mattingly Way".
- Was one of the nation's top prospects as a high school player at Reitz Memorial High School and was drafted by the New York Yankees in the 19th round of 1979 draft.
- Created and runs Mattingly Charities, which is designed to serve underprivileged youth by supporting programs and donating equipment that promote baseball and softball participation in conjunction with other developmentally related activities...Has donated equipment to several charitable organizations from his company, Mattingly Sports...In January 2013, hosted "A Night of Entertainment with Don Mattingly," featuring George Lopez...The event raised more than \$70,000 for Mattingly Charities.
- Honoured with the Tommy Lasorda Award at the Professional Baseball Scouts Foundation's 10th annual "In the Spirit of the Game" dinner at the Hyatt Regency Century Plaza in 2013.
- Played part of Mother Ginger in a local Evansville ballet company's production of the Nutcracker in 2012 and 2013.
- Appeared in a baseball-themed episode of The Simpsons, entitled "Homer at the Bat," which originally aired in February 1992...The episode was recognized by the National Baseball Hall of Fame to pay tribute to the show's 25th anniversary on May 27, 2017 as part of Hall of Fame Classic Weekend.
- His brother, Randy Mattingly, was drafted by the Cleveland Browns in 1973 but was cut at the end of camp...Then went on to play in the CFL for three years, suiting up for the Saskatchewan Roughriders and the Hamilton Tiger-Cats.

PROFESSIONAL CAREER:

- Played his entire 14-year Major League career from 1982-1995 with the New York Yankees.
- Amassed 2,153 hits, 222 home runs, 1,099 RBI and a .307 lifetime average in 1,785 games.
- Was a six-time American League All-Star and was voted starting first baseman on the AL squad for the 1987 Midsummer Classic in Oakland.
- Was a nine-time Rawlings Gold Glove Award winner at first base, including five consecutive awards (1985-1989) and four in a row from 1991-1994.
- Won the 1984 batting title with a .343 average
- Named American League Most Valuable Player in 1985 after batting .324 with a Major League-leading 48 doubles, a career-high 35 homers and career-best 145 RBI.
- Led the AL in 1986 with 238 hits and 53 doubles...Finished 2nd in MVP voting that season.
- In 1987, tied Dale Long's (1956) Major League record by hitting at least one home run in eight consecutive games (record later tied by Ken Griffey Jr. in 1993).
- Also set a Major League record in that 1987 season by hitting six grand slams, a record matched by Travis Hafner in 2006...His grand slams in 1987 were the only six of his career.
- His No. 23 was retired by Yankees on Aug. 31, 1997...Also had a plaque dedicated to him in Monument Park at Yankee Stadium that reads in part: "A humble man of grace and dignity, a captain who led by example, proud of the Pinstripe tradition and dedicated to the pursuit of excellence".



COACHING & MANAGERIAL CAREER:

- Prior to managing, served as a coach under Joe Torre from 2004-2010...Was Yankees Hitting Coach from 2004-2006, Yankees Bench Coach in 2007, and took over as the Dodgers' Hitting Coach at All-Star Break in 2008 until being named Manager...Also spent seven seasons as a special instructor during Yankees' Spring Training in Tampa from 1997-2003, and managed the Phoenix Desert Dogs in the 2010 Arizona Fall League.
- On Sept. 17, 2010, it was announced that Mattingly would replace Joe Torre at the end of the season and become the 29th Manager in Dodger franchise history (9th in Los Angeles).
- As Manager of the Los Angeles Dodgers from 2011-2015, owned winning records in each of his five seasons, including three consecutive division titles from 2013-2015, the first time in club history that the Dodgers reached the postseason in three straight seasons...Mattingly's .551 winning percentage ranked 6th in Dodgers history among managers with at least 250 games at the helm.
- Won his Major League managerial debut with a 2-1 victory over Giants on March 31, 2011.
- Finished 2nd in NL Manager of the Year voting in 2013 after guiding Dodgers from 12 games under .500 and 9.5 games out of first place in June to a division title by 11.0 games over Arizona...From June 22-Aug. 17, guided Dodgers on an historic 42-8 (.840) stretch, the franchise's best 50-game run in the Modern Era (since 1900)...According to the Elias Sports Bureau, the Dodgers' 42 wins were tied for 2nd-most by a Major League team in a 50-game span since 1900: the 1912 Giants, the 1941 Yankees, and the 1942 Cardinals also posted 42-8 records during 50-game runs, while the Cubs went 45-5 during a 50-game stretch in 1906.
- The 2014 Dodgers remained over the .500 mark all year and finished the season without a losing streak longer than three games, joining the 1988 (161 games) and 1924 clubs (154 games) as the only teams in franchise history to go the entire season without a four-game slide.
- In 2016, his 1st season with Marlins, led team to 3rd-place finish in the NL East with 79-82 record...Marked an eight-win improvement over 2015 club that went 71-91, and 79 wins were most by any Marlins team since 2010 (80).
- After the 2017 campaign, began with a 21-30 record through May, ranking 27th in the Majors and 12th in the National League, then guided the club to a 45-37 record from June 1-August 31, finishing with 8th-best record in the NL.
- Following the 2018 season, was Manager of MLB Team during seven-game Japan All-Star Series with Nippon Professional Baseball...Marked the 37th time since 1908 that Major Leaguers have toured Japan for exhibition games.
- In 2019, became the longest-tenured Manager in Club history.
- Named BBWAA Manager of the Year in 2020 after leading the Marlins to a 31-29 record and the playoffs for the first time since 2003...Handled a roster that made team 174 roster moves throughout the season and finished 57-105 the season before...Passed Jack McKeon with a club record of 282 wins as a manager on Aug. 6 with a victory over Baltimore...Started the season tied with Fredi Gonzalez at 276 and quickly passed him with an Opening Day victory in Philadelphia.
- Led the Marlins to a 67-95 finish in 2021 and a 69-93 record in 2022...Advanced his club records for wins as a Manager to 443 and games managed to 1,030.
- Joined the Blue Jays as Bench Coach for the 2023 campaign...Added Offensive Coordinator to his duties for 2024.

PLAYING CAREER:

Year	Club & League	AVG	G	AB	R	H	2B	3B	HR	RBI	BB	SO	SB
Minor Totals		.332	500	1842	288	612	112	16	37	346	232	132	17
MAJORS TOTALS		.307	1785	7003	1007	2153	442	20	222	1099	588	444	14

MANAGERIAL/COACHING CAREER

2004-06	Hitting Coach, New York (AL)
2007	Bench Coach, New York (AL)
2008-10	Hitting Coach, Los Angeles (NL)
2011-15	Manager, Los Angeles (NL)
2016-22	Manager, Miami
2023-	Bench Coach, Toronto

RECORD AS MANAGER

Year	Club & League	W-L	PCT	Finish
2011	Los Angeles (NL)	82-79	.509	3rd
2012	Los Angeles (NL)	86-76	.531	2nd
2013	Los Angeles (NL)	92-70	.568	1st
2014	Los Angeles (NL)	94-68	.580	1st
2015	Los Angeles (NL)	92-70	.568	1st
2016	Miami (NL)	79-82	.491	3rd
2017	Miami (NL)	77-85	.475	2nd
2018	Miami (NL)	63-98	.391	5th
2019	Miami (NL)	57-105	.352	5th
2020	Miami (NL)	31-29	.517	2nd
2021	Miami (NL)	67-95	.414	4th
2022	Miami (NL)	69-93	.426	4th
CAREER TOTALS		889-950	.483	





MENSE HUNTER

BIRTHDATE August 30, 1984
 OPENING DAY AGE 40
 BIRTHPLACE Liberty, MO
 RESIDENCE Randolph, NJ

59
 ASSISTANT
 HITTING
 COACH

APPOINTED:

- Named Assistant Hitting Coach for the Toronto Blue Jays on March 13, 2022.

PERSONAL:

- David Hunter Mense.
- Achieved his Master's in Sports Psychology from the University of Missouri in 2016.
- Currently resides in Randolph, NJ, with his wife, Nici, son, Mason, and daughter, Peyton.

PROFESSIONAL CAREER:

- Played outfield at the University of Missouri from 2004-06 and was a teammate of **Max Scherzer's** all three seasons.
- Selected by the Florida Marlins in the 17th round of the 2006 First-Year Player Draft.
- Played Minor League ball from 2006-2010, all within the Marlins' system, reaching Triple-A in his final season...Named a Mid-Season All-Star while with the Jamestown Jammers in 2006.
- Joined indy ball to play for Kansas City in 2010 (Northern League) and 2012 (American Association).
- Following his playing career, returned to the University of Missouri to finish his degree and begin his coaching career.

COACHING CAREER:

- Spent six seasons as Assistant Coach at the University of Missouri.
- Joined the San Diego Padres in 2017 as the Hitting Coach for Class-A (short) Tri-City.
- Took on the role of Hitting Coach for Double-A New Hampshire for the 2018 season.
- Served as Minor League Hitting Coordinator for the Toronto Blue Jays for the 2019-2022 seasons.
- Joined the Major League squad as Assistant Hitting Coach with a focus on swing mechanics and drill design entering the 2022 campaign.

PLAYING CAREER:

Year	Club & League	AVG	G	AB	R	H	2B	3B	HR	RBI	BB	SO	SB
Minor Totals		.254	349	1223	143	311	61	7	19	124	98	229	13

MANAGERIAL/COACHING CAREER

2017	Hitting Coach, Tri-City, Northwest League (Padres)
2018	Hitting Coach, New Hampshire, Eastern League (Blue Jays)
2019-22	Minor League Hitting Coordinator, Toronto Blue Jays
2022-	Assistant Hitting Coach, Toronto Blue Jays

FIRST TRIP LUCKY

The Toronto Blue Jays became the 10th franchise in history to win the World Series Championship in its 1st trip to the Fall Classic. The Florida Marlins became the 11th franchise to accomplish the feat in 1997, the Arizona Diamondbacks the 12th in 2001, the Anaheim Angels the 13th in 2002, and the Washington Nationals the 14th in 2019.

1903	Boston Red Sox	1926	St. Louis Cardinals
1905	New York Giants	1969	New York Mets
1906	Chicago White Sox	1992	Toronto Blue Jays
1914	Boston Braves	1997	Florida Marlins
1919	Cincinnati Reds	2001	Arizona Diamondbacks
1920	Cleveland Indians	2002	Anaheim Angels
1924	Washington Senators	2019	Washington Nationals





POPKINS DAVID

79
HITTING
COACH

BIRTHDATE November 16, 1989
OPENING DAY AGE 35
BIRTHPLACE San Diego, CA
RESIDENCE Carlsbad, CA

APPOINTED:

- Named Hitting Coach for the Toronto Blue Jays on October 21, 2024.

PERSONAL:

- David Joseph Popkins.
- Born and raised in San Diego, CA, where he attended St. Augustine High School.
- In his free time, enjoys working out, playing video games, and going to breweries.
- Played two seasons at the University of California, Davis and was a First Team All-Big West Conference selection in 2010 and 2011.

PROFESSIONAL CAREER:

- Signed with St. Louis as a non-drafted free agent on June 18, 2012 and spent three seasons in the Cardinals' minor league system, reaching Double-A...Batted .278 (237-for-854) with 48 doubles, 11 triples, 14 home runs, 96 RBI, and a .755 OPS in 256 career minor league games.
- In 2013, hit a combined .310 (111-for-358) with 21 doubles, six triples, six home runs, 45 RBI, 27 walks, and 50 runs scored in 97 games between Low-A Peoria and High-A Palm Beach...Ranked second in the Florida State League in batting average, fourth in slugging percentage, and fifth in on base percentage.
- Finished his playing career with three seasons in independent leagues, playing for Washington (Frontier League, 2015-16) and Sioux Falls (American Association, 2017)...Hit 20 homers for Washington in 2015, finishing the season fourth in the Frontier League.

COACHING CAREER:

- Began his coaching career in 2020, being named a hitting coach for the Rookie Arizona League Dodgers prior to the cancellation of the minor league season.
- Spent 2021 as hitting coach for the Great Lakes Loons, the Dodgers' High-A team...Under his direction, the Loons led the High-A Central Division in home runs (187), slugging percentage (.456), and OPS (.800) in 2021; the club's 187 homers were third most among the 90 Single-A and Double-A clubs, while the .800 OPS ranked sixth.
- Served as hitting coach for the Minnesota Twins from 2022-24...The 2023 Twins tied for the American League lead with 233 home runs (second most in club history, including a franchise single-season record eight grand slams).

PLAYING CAREER:

Year	Club & League	AVG	G	AB	R	H	2B	3B	HR	RBI	BB	SO	SB
Minor Totals		.278	256	854	111	237	48	11	14	96	69	199	14

MANAGERIAL/COACHING CAREER

2020	Hitting Coach, Rookie AZL (Dodgers)
2021	Hitting Coach, Great Lakes, High-A Central (Dodgers)
2022-24	Hitting Coach, Minnesota Twins
2025-	Hitting Coach, Toronto Blue Jays





WALKER

PETE

41
PITCHING
COACH

BIRTHDATE April 8, 1969
OPENING DAY AGE 55
BIRTHPLACE Beverly, MA
RESIDENCE Quaker Hill, CT

APPOINTED:

- Named Bullpen Coach for the Toronto Blue Jays on November 7, 2011.
- Named Pitching Coach for the Toronto Blue Jays on November 26, 2012.

PERSONAL:

- Peter Brian Walker.
- Earned letters in baseball and basketball at East Lyme (CT) High School...Graduated in 1987.
- Went to the University of Connecticut from 1988-1990 and helped the Huskies capture the Big East Championship in 1990.

PROFESSIONAL CAREER:

- Selected in the 7th round by the New York Mets in 1990.
- Played eight seasons in the Major Leagues, the last four with the Toronto Blue Jays.
- Made all 31 of his big-league starts and played 124 of his 144 MLB games as a Blue Jay, posting a career 20-14 record with a 4.48 ERA.
- During his best season (2002), made 20 starts with Toronto while going 10-5 record with a 4.33 ERA.

COACHING CAREER:

- Began his coaching career with the Blue Jays' organization in 2009, working with the clubs' rehabbing pitchers.
- Named Pitching Coach for Double-A New Hampshire in 2011 and led the squad to an Eastern League Championship.
- Made his debut at the Major League level in 2012 as the Blue Jays' Bullpen Coach.
- Named Pitching Coach in 2013 and saw the team ERA improve to 4.00 in 2014 from 4.21 in 2013, including an improvement in starters ERA from 4.81 to 3.96.
- Led Toronto to a league-leading 3.78 team ERA in 2016...In fact, Toronto starters posted the best marks in ERA (3.64), opponents' average (.236), OPS (.688), WHIP (1.22), H/9 (8.03), HR/9 (1.08) and quality starts (100)...The 100 quality starts were a franchise high (previous: 93 in 1998) and the sub-4.00 starters ERA was the only one in the AL.
- Coached a then club-record 14 different starters in 2017 to a 4.57 ERA...Had 14 different starters again in 2018...Then used 21 different starters in 2019, the 2nd most in MLB history at the time (1915 Philadelphia Athletics - 24), and needed a team-record 39 pitchers to navigate the season.
- Got his club to a collective 4.60 ERA in 2020, its best since 2017 (4.42), without pitching a single game in Toronto.
- Kept Toronto's staff at a 3.91 ERA in 2021, 5th best in the AL...The 3.79 starters' ERA ranked 3rd in the AL and was 6th best in team history...The starting rotation's 3.57 ERA after the All-Star Break was the best in the AL (3rd in MLB).
- Coached his starters in 2022 to finish 3rd in the AL in BB/9 (2.29), 4th in HR/9 (1.10), and 6th in SO/9 (8.50) while finishing 4th with 73 quality starts, their most since a club-record 100 quality starts in 2016.
- Got the club to a team ERA of 3.78 in 2023, 2nd best in the AL and 4th in MLB...The pitching staff recorded a franchise-record 1,528 strikeouts, 2nd most in MLB for the year.
- Returns for a 13th season as Pitching Coach in 2025.

PLAYING CAREER:

Year	Club & League	W-L	ERA	G	GS	CG	ShO	SV	IP	H	R	ER	BB	SO
Minor Totals		67-65	3.77	399	115	6	0	44	1004.0	982	500	421	385	745
TORONTO TOTALS		19-14	4.32	124	31	0	0	4	308.2	320	160	148	121	179
MAJOR TOTALS		20-14	4.48	144	31	0	0	4	339.1	362	181	169	133	191

MANAGERIAL/COACHING CAREER

2009-10	Rehab Pitching Coach (Blue Jays)
2011	Pitching Coach, New Hampshire, Eastern League (Blue Jays)
2012	Bullpen Coach, Toronto Blue Jays
2013-	Pitching Coach, Toronto Blue Jays





2025 TORONTO BLUE JAYS

BO BICHETTE



BARGER ADDISON

47
UTILITY

BIRTHDATE November 12, 1999
OPENING DAY AGE 25
BIRTHPLACE Bellevue, WA
RESIDENCE Tampa, FL
INSTAGRAM @addisonbarger

BATS/THROWS L/R
HEIGHT/WEIGHT 6-0/215
CONTRACT STATUS signed thru 2025
M.L. SERVICE 0.103
OPTIONS USED 2 of 3

PERSONAL:

- Addison Barger.
- Born in Bellevue, WA, before moving to Florida with his family at the age of six...Was a huge fan of **Ichiro Suzuki** growing up.
- Naturally a right-handed hitter, but took up switch-hitting when he was 10 to be more like the left-handed hitting Suzuki...Dropped the right-handed hitting when he was 16.
- Named to the 2018 Florida Region All High School Senior 1st Team alongside former Blue Jays prospect **Gunnar Hoglund**.
- Committed to the University of Florida before being selected by the Blue Jays in the 6th round of the 2018 draft.
- Listed by Baseball America as Toronto's 5th-ranked prospect entering the 2023 & 2024 seasons...Ranked as the 6th-highest prospect entering the 2024 season according to MLB.com.
- In the Statcast ERA (since 2015), owns the hardest tracked throw by a Blue Jay, both as an outfielder and as an infielder (100.6 MPH as RF on April 27, 2024 vs. LAD & 93.9 MPH as 3B on June 24, 2024 at BOS).

LAST SEASON:

- Appeared in 69 games in his first taste of Major League action, hitting .197 (41-for-208) with 11 doubles, seven homers, and 28 RBI (.601 OPS).
- With runners in scoring position, hit .288 (15-for-52) with seven doubles, two homers, 21 RBI, a .538 SLG, and an .848 OPS.
- Ranked sixth in the Majors in arm strength, with his top 10% of throws clocked at an average of 96.3 mph.
- Ranked second on the Blue Jays (min. 10 swings) in average bat speed (74.3 mph) and fast swing rate (44.1%).
- Recalled to the Major League roster on April 24, June 14, and July 20...Made his MLB debut on April 24 at KC (0-4, K).
- On April 29 vs. KC, recorded his **first career MLB hit** with a single off **RHP Matt Sauer** in the 6th inning.
- Recorded his **first career RBI** on June 15 vs. CLE, finishing 1-for-3 with a BB.
- On July 28 vs. TEX, hit a **110.7 MPH RBI double** off **LHP Jacob Latz** in the 3rd inning, the hardest hit ball of his career.
- Hit his **first career home run** on July 29 at BAL (1), a three-run shot off **RHP Zach Eflin** in the 5th.
- Smashed his **first career walkoff homer** on Aug. 23 vs. LAA, a solo shot to RCF to break a 4-4 tie in the 9th inning...Recorded an exit velocity of 109.6 MPH and travelled 439 feet, his hardest hit and farthest home run in the Majors.
- Went on a career-best nine-game hitting streak from Aug. 23-31 (.364 AVG, 12-for-33, 2-2B, 3HR, 7RBI, .697 SLG, 1.086 OPS).
- In 57 games played at Triple-A Buffalo this season, hit .260 (53-for-204) with 15 doubles, 10 homers, 38 RBI, 40 walks, an .857 OPS, and a 125 wRC+.
- Played in nine Grapefruit League games, going 8-for-18 (.444) with three doubles, two RBI, four walks, and a 1.156 OPS.

Bold – career high; Red – league high

Year	Club and League	AVG	G	AB	R	H	2B	3B	HR	RBI	BB	IBB	SO	SB	CS	OBP	SLG	OPS	SH	SF	FB	HPB
2018	Blue Jays (GULF)	.194	49	180	28	35	10	2	3	18	25	1	38	0	0	.318	.322	.640	0	1	8	
2019	Bluefield (APPY)	.283	13	53	13	15	2	0	2	8	5	0	13	0	2	.345	.434	.779	0	0	0	
2021	Dunedin (LASE)	.249	91	325	53	81	21	2	18	80	36	0	123	7	0	.334	.492	.827	0	5	8	
	Vancouver (HAW)	.158	5	19	1	3	1	0	0	2	0	0	6	0	0	.158	.211	.368	0	0	0	
2022	Vancouver (NORW)	.300	69	260	46	78	21	2	14	53	25	2	76	7	2	.366	.558	.924	0	3	4	
	New Hampshire (EL)	.313	47	176	26	55	11	0	9	29	18	1	50	2	2	.384	.528	.912	0	1	3	
	Buffalo (IL)	.355	8	31	8	11	1	0	3	9	5	0	5	0	1	.444	.677	1.122	0	0	0	
2023	Blue Jays (FCL)	.000	3	6	0	0	0	0	0	0	2	0	1	0	0	.250	.000	.250	0	0	0	
	Dunedin (FL)	.273	3	11	3	3	0	0	0	1	3	0	3	0	0	.429	.273	.702	0	0	0	
	Buffalo (IL)	.250	88	340	53	85	25	0	9	46	52	1	86	5	3	.353	.403	.756	0	2	3	
2024	TORONTO (AL)	.197	69	208	20	41	11	0	7	28	14	0	60	2	0	.250	.351	.601	0	1	1	
	Buffalo (IL)	.260	57	204	41	53	15	0	9	38	40	0	48	4	1	.391	.466	.857	0	0	4	
Minor Totals		.261	433	1605	272	419	107	6	67	284	211	5	449	25	11	.355	.460	.815	0	12	30	
MAJOR TOTALS		.197	69	208	20	41	11	0	7	28	14	0	60	2	0	.250	.351	.601	0	1	1	

HOME RUN BREAKDOWN

ONE GAME

Total	H	A	2	3	4	GS	LO	XN	IP	PH	RHP	LHP
7	3	4	0	0	0	0	0	0	0	0	7	0

TRANSACTIONS

- Selected by the Toronto Blue Jays in the 6th round of the 2018 First-Year Player Draft



GAME HIGHS

ML Debut	April 24, 2024 at KC	Stolen Bases	1 – 2x, last: Sept 21, 2024 at TB
Runs	2 – 2x, last: Aug. 31, 2024 at MIN	Last ML Home Run	Sept. 3, 2024 at PHI
Hits	2 – 8x, last: Sept. 14, 2024 vs. STL	Longest Hitting Streak	9G – Aug. 23-31, 2024
Home Runs	1 – 7x, last: Sept. 3, 2024 vs. PHI	Longest On-Base Streak	11G – Aug. 23-Sept. 3, 2024
RBI	3 – July 29, 2024 at BAL	Longest Hitless Streak	9AB – Sept. 19-23, 2024

MILESTONES

Category	Date	Opponent	Pitcher	Notes
Hit	1 April 29, 2024	Kansas City	Sauer	Single
Home Run	1 July 29, 2024	at Baltimore	Junis	3R
Walk-off HR	1 Aug. 23, 2024	Los Angeles (AL)	Contreras	1R, 9th inning
RBI	1 June 15, 2024	Cleveland	Carrasco	Single, 1R
Stolen Base	1 June 16, 2024	Cleveland	Lively	2nd base
			C-Naylor	


PROFESSIONAL CAREER:

MINORS:

- Made his professional debut in 2018 as an 18-year-old with the Gulf Coast Blue Jays, batting .194 (35-for-180) over 49 games with 10 doubles, two triples, three homers, and 18 RBI.
- Spent the majority of the 2019 season on the restricted list, appearing in just 13 games with Rookie-level Bluefield while going 15-for-53 (.283) with four extra-base hits and eight RBI.
- Did not play in 2020 due to the cancelled Minor League season...Trained at home on his backyard baseball diamond with several other minor leaguers.
- Split the 2021 campaign between Single-A Dunedin and High-A Vancouver, hitting .244 (84-for-344) with 22 doubles, two triples, 18 home runs, and 82 RBI...Named the FSL Player of the Week on two occasions while with Dunedin (May 25-30; Aug. 31-Sept. 5)...Was also named an FSL Post-Season All-Star.
- Split his 2022 season between High-A Vancouver, Double-A New Hampshire, and Triple-A Buffalo...Combined to hit .308 (144-for-467) with 33 doubles, two triples, 26 home runs, and 91 RBI (.555 SLG, .933 OPS).
- Named the NWL Player of the Week (May 30-June 5) with Vancouver, going 8-for-21 (.381) with two doubles, two homers, and six RBI for a 1.220 OPS...Recorded a hit in all six games.
- Added to the 40-man roster after the 2022 season to protect him from the Rule 5 Draft.
- Spent the majority of the 2023 campaign with Triple-A Buffalo while making a few rehab appearances for the FCL and Dunedin squads...Combined to hit .246 (88-for-357) over 94 games with 25 doubles, nine home runs, and 47 RBI (.745 OPS).
- Spent time defensively for Buffalo in right field (33G), at third base (20G), shortstop (20G), and second base (2G).
- On the minor league injured list from April 30-June 19 with a right elbow injury.
- In his final 68 games of the season after returning from the injured list, posted a .782 OPS with the Bisons while hitting 21 doubles, eight home runs, and 40 RBI.

Career-Highs - Statcast

	Speed/Distance	Date
Hardest Hit Ball:	110.7 MPH	July 28, 2024 vs. TEX
Farthest Hit Ball:	439 feet	Aug. 23, 2024 vs. LAA
Top Sprint Speed:	29.5 ft/s	Aug. 4, 2024 at NYG



NON-ROSTER

BARNES

JACOB

67
PITCHER

BIRTHDATE April 14, 1990
OPENING DAY AGE 34
BIRTHPLACE St. Petersburg, FL
RESIDENCE Franklin, TN
TWITTER @j_barnes30

BATS/THROWS R/R
HEIGHT/WEIGHT 6-2/230
CONTRACT STATUS signed thru 2025
M.L. SERVICE 6.100
OPTIONS USED 3 of 3

PERSONAL:

- Jacob Andrew Barnes.
- Enjoys golfing and going to the beach...During road trips, he enjoys seeking out interesting coffee shops...He is a big fan of breakfast foods.
- His college teammates called him "Tarzan" when he played at Florida Gulf Coast University.
- Graduated from St. Petersburg (FL) High School, where he also played football.

LAST SEASON:

- Won a career-high eight games...Had eight total wins in eight Major League seasons prior to 2024.
- Made 63 appearances out of the Nationals bullpen, the 2nd-most of his career (73).
- Opened the season at Triple-A Rochester, throwing 8.0 scoreless innings in seven contests with 10 strikeouts.
- After having his contract selected on April 23, ranked T-9th in the Majors in appearances (63) and innings (66.0 IP).
- From May 2-17, threw 7.2 scoreless innings in seven appearances with nine strikeouts, a 0.65 WHIP, and a .115 opponent AVG.
- In the month of August, made 15 appearances posting a 1.69 ERA with a 0.94 WHIP, .204 opponent AVG, .258 wOBA, 6.7% walk rate, and a 25% strikeout rate.
- In his 34 appearances at home at the MLB level, posted a 2.86 ERA.

Bold – career high; Red – league high

Year	Club & League	W-L	ERA	G	GS	CG	SHO	SV	IP	H	R	ER	HR	HB	BB	IBB	SO	WP	BK	AVG
2011	Helena (PIO)	2-1	2.12	18	0	0	0	2	29.2	25	7	7	3	2	6	1	43	4	0	.227
2012	Wisconsin (MID)	4-7	3.84	25	7	0	0	3	93.2	87	46	40	10	2	46	0	83	2	5	.251
2013	Brevard County (FSL)	9-6	3.08	21	14	1	0	0	105.1	98	43	36	6	3	36	0	66	3	1	.250
2014	Brevard County (FSL)	0-0	1.23	3	0	0	0	0	7.1	3	1	1	1	0	0	0	8	0	0	.125
	Huntsville (SOU)	2-6	4.26	23	21	0	0	0	105.2	94	57	50	9	10	38	0	75	6	1	.244
2015	Biloxi (SOU)	4-5	3.36	39	6	0	0	0	75.0	74	32	28	2	2	30	1	84	7	0	.262
2016	MILWAUKEE (NL)	0-1	2.70	27	0	0	0	1	26.2	24	9	8	1	0	6	1	26	2	0	.245
	Biloxi (SOU)	0-0	0.00	3	0	0	0	0	2.2	2	0	0	0	0	0	0	4	1	0	.182
	Colorado Springs (PCL)	2-1	1.21	17	0	0	0	1	22.1	14	3	3	1	0	7	0	23	3	0	.184
2017	MILWAUKEE (NL)	3-4	4.00	73	0	0	0	2	72.0	57	35	32	8	3	33	4	80	6	0	.215
2018	MILWAUKEE (NL)	0-1	3.33	49	0	0	0	2	48.2	51	24	18	4	0	23	2	47	4	0	.266
	Colorado Springs (PCL)	1-0	1.54	11	0	0	0	2	11.2	5	3	2	0	0	8	0	10	2	0	.128
2019	MILWAUKEE (NL)	1-1	6.86	18	1	0	0	0	19.2	22	17	15	3	0	11	1	22	1	0	.265
	KANSAS CITY (AL)	0-4	8.31	15	0	0	0	0	13.0	14	13	12	4	0	11	0	10	2	0	.264
	2 TEAMS	1-5	7.44	33	1	0	0	0	32.2	36	30	27	7	0	22	1	32	3	0	.265
	San Antonio (PCL)	2-0	4.50	14	0	0	0	1	14.0	14	7	7	3	0	2	0	15	1	0	.246
	Omaha Storm (PCL)	0-0	3.38	3	0	0	0	0	2.2	4	1	1	0	0	0	0	6	0	0	.333
2020	LOS ANGELES (AL)	0-2	5.50	18	0	0	0	0	18.0	19	13	11	1	2	4	0	24	0	0	.275
2021	NEW YORK (NL)	1-1	6.27	19	0	0	0	2	18.2	19	13	13	6	0	5	0	18	0	0	.260
	TORONTO (AL)	0-1	6.30	10	0	0	0	0	10.0	12	7	7	1	1	6	0	15	0	0	.286
	2 TEAMS	1-2	6.28	29	0	0	0	2	28.2	31	20	20	7	1	11	0	33	0	0	.270
	Buffalo (IL)	1-0	0.63	14	0	0	0	2	14.1	7	1	1	0	0	4	0	10	1	0	.146
2022	DETROIT (AL)	3-1	6.10	22	0	0	0	0	20.2	21	14	14	3	1	9	0	10	1	0	.269
	NEW YORK (AL)	0-0	0.00	1	0	0	0	0	1.2	2	0	0	0	1	0	0	2	0	0	.286
	2 TEAMS	3-1	5.64	23	0	0	0	0	22.1	23	14	14	3	2	9	0	12	1	0	.271
	Tacoma (PCL)	0-0	0.00	4	0	0	0	0	4.0	4	0	0	0	0	1	0	5	0	0	.250
	Toledo (IL)	0-0	3.00	5	0	0	0	0	6.0	7	2	2	0	0	2	0	12	1	0	.280
	Scranton/Wilkes-Barre (IL)	1-1	2.25	10	0	0	0	0	8.0	4	3	2	0	0	4	1	8	1	1	.143
2023	ST. LOUIS (NL)	0-1	5.93	13	0	0	0	0	13.2	18	11	9	1	1	3	0	8	0	0	.316
	Round Rock (PCL)	0-1	2.21	13	0	0	0	1	20.1	22	13	5	1	1	10	0	17	1	0	.262
	Lehigh Valley (IL)	1-0	4.15	11	0	0	0	1	13.0	11	7	6	0	0	4	0	12	1	0	.234
	Memphis (IL)	0-1	1.53	11	0	0	0	1	17.2	12	4	3	1	0	8	0	16	1	1	.190
2024	WASHINGTON (NL)	8-3	4.36	63	0	0	0	0	66.0	67	36	32	10	0	20	2	55	3	0	.266
	Rochester (IL)	0-0	0.00	7	0	0	0	2	8.0	1	0	0	0	0	2	0	10	1	0	.040
Minor Totals		26-26	3.35	177	48	1	0	9	470.0	420	200	175	35	19	173	2	417	29	7	.242
MAJOR TOTALS		4-13	4.36	200	1	0	0	5	198.0	187	111	96	21	5	88	8	209	15	0	.246



TRANSACTIONS

- Selected by the Milwaukee Brewers in the 14th round of the 2011 First-Year Player Draft
- On disabled list (right elbow soreness) from July 26-Sept. 2, 2019
- Claimed off waivers by the Kansas City Royals on Aug. 3, 2019
- Signed with the Los Angeles Angels on Dec. 23, 2019
- Claimed off waivers by the New York Mets on Oct. 30, 2020
- Traded to the Toronto Blue Jays in exchange for RHP Troy Miller on June 19, 2021
- Signed by the Detroit Tigers on Dec. 1, 2021
- Signed by the Seattle Mariners on June 22, 2022
- Signed by the Detroit Tigers on July 26, 2022
- Signed by the New York Yankees on Aug. 30, 2022
- Signed by the Texas Rangers on Jan. 23, 2023
- Signed by the Philadelphia Phillies on May 30, 2023
- Signed by the St. Louis Cardinals on July 19, 2023
- Signed by the Washington Nationals on Feb. 16, 2024
- Signed by the Toronto Blue Jays on Feb. 17, 2025

GAME HIGHS

ML Debut	June 3, 2016 at PHI	ER Allowed	4 - 5x, last: May 20, 2022 at CLE
Innings Pitched:		HR Allowed	2 - 2x, last: May 13, 2022 vs. BAL
Starter	1.0 - May 1, 2019 vs. COL	Low Hit CG	None
Reliever	2.2 - 2x, last: July 13, 2024 at MIL	Last Win	Aug. 25, 2024 at ATL
Walks:		Last Save	May 27, 2021 vs. COL
Starter	3 - May 1, 2019 vs. COL	Last CG	None
Reliever	3 - Sept. 5, 2017 at CIN	Last ShO	None
Strikeouts:		Last Start	May 1, 2019 vs. COL
Starter	3 - May 1, 2019 vs. COL	Last Relief App.	Sept. 26, 2024 vs. KC
Reliever	5 - Sept. 26, 2020 at LAD	Longest Win Streak	6G - June 9-Aug. 25, 2024
Hits Allowed	5 - June 8, 2017 vs. SF	Longest Losing Streak	7G - Apr. 28, 2019-Aug. 2, 2020
		Scoreless Innings Streak	13.0 - Sept. 26, 2016-Apr. 20, 2017

MILESTONES

Category	Date	Opponent	Notes
Start	1 May 1, 2019	Colorado	ND - 1.0IP, 2H, 3ER, 1HR, 3BB, 3K
Win	1 May 17, 2017	at San Diego	as a reliever - 1.0 IP, 1H, 0ER, 0BB, OK
Save	1 Oct. 1, 2016	at Colorado	1.0 IP, 1H, 0ER, 0BB, 2K

PROFESSIONAL CAREER:

MINORS:

- In 2011, spent his first professional season with Rookie-level Helena.
- Went 9-6 with a 3.08 ERA (36 ER/105.1 IP) in 21 games (14 starts) at Advanced-A Brevard County in 2013...His nine wins were T-5th most in the Florida State League.
- In 2015, recorded 84 strikeouts in just 75.0 innings for Double-A Biloxi.

2016:

- Went 0-1 with a 2.70 ERA (8 ER/26.2 IP) and one save in 27 games for the Brewers.
- Made his **MLB debut** on June 3 at PHI, tossing a perfect inning and striking out two...Struck out the 1st batter he faced (**Tommy Joseph**).
- Posted a 3.71 ERA (7 ER/17.0 IP) prior to going on the DL in late July and a 0.93 ERA (1 ER/9.2 IP) after being reinstated in September.
- Notched his 1st career save on Oct. 1 at COL.

2017:

- Made his first career Opening Day roster and pitched his first full season in the Majors.
- His 73 appearances ranked T-6th in the National League...Ranked 4th in the NL in holds (24).
- Earned his 1st MLB win on May 17 at SD (1.0 IP, 1H).

2018:

- Went 0-1 with a 3.33 ERA (18 ER/48.2 IP), 47 strikeouts and two saves in 49 relief appearances with Milwaukee.
- Notched saves on Opening Day, March 29 at SD, and on April 18 vs. CIN.

2019:

- Began the season with the Milwaukee Brewers before he was claimed by the Kansas City Royals off of waivers on Aug. 3.
- Made his only career start on May 1st with Milwaukee against the Colorado Rockies...Tossed 1.0 inning and allowed three runs.

2020:

- Began the season with the Milwaukee Brewers before he was claimed by the Kansas City Royals off of waivers on Aug. 3.
- Made his only career start on May 1st with Milwaukee against the Colorado Rockies...Tossed 1.0 inning and allowed three runs.

Statcast Data

	2024	Career
Strikeout %:	19.9	22.2
Walk %:	7.2	9.2
Hard Hit %:	41.6	36.7
Fastest Pitch:	99.9 MPH	July 26, 2017 at WSH



2021:

- Made the Opening Day roster for the New York Mets...Appeared in 19 games for the team, posting a 6.27 ERA (13 ER/18.2 IP) with five walks, 18 strikeouts, and a 1.29 WHIP.
- Recorded his first save since April 2018 on May 21 at MIA.
- Designated for assignment on June 14 and then dealt to the Blue Jays five days later.
- Appeared in 10 games for the Blue Jays, recording a 6.30 ERA (7 ER/10.0 IP) with six walks, 15 strikeouts, and a 1.80 WHIP.
- Designated for assignment for a second time on July 26, and was then assigned to Triple-A Buffalo...Made 10 appearances for the Bisons, posting a 0.63 ERA (1 ER/14.1 IP) with four walks and 10 strikeouts.
- Selected to the MLB roster and recalled from Triple-A on Sept. 29...Made one appearance with the Blue Jays on Oct. 3... Designated for assignment on October 22 and elected free agency a few days later.

2022:

- Signed by the Detroit Tigers to a minor league contract with an invite to Spring Training...Made six appearances in Spring, posting an 11.12 ERA (7 ER/5.2 IP).
- Made the Tigers Opening Day Roster, appearing in 22 games with the team, recording a 6.10 ERA (14 ER/20.2 IP) with nine walks, 10 strikeouts, and a 1.45 WHIP.
- Designated for assignment on June 14 and then elected free agency.
- Signed by the Seattle Mariners a few days later to a minor league deal...Assigned to Triple-A Tacoma, where he made four appearances, throwing 4.0 scoreless innings, before being selected to the MLB roster on July 9.
- Despite being on the MLB roster, did not make an appearance with the Mariners, and was designated for assignment a couple days later, before electing free agency.
- Went back to the Tigers on a minor league contract and was assigned to Triple-A Toledo...Allowed a pair of earned runs over 6.0 innings in five appearances with the Mud Hens, before being released in August.
- Signed with the New York Yankees to a minor league contract and was assigned to Triple-A Scranton/Wilkes-Barre, going 1-1 with a 2.25 ERA (2 ER/8.0 IP) in 10 appearances.
- Selected to the MLB roster by the Yankees on Oct. 1, making one appearance, before being designated for assignment the next day and assigned to Triple-A.


2023:

- Signed a minor league contract with the Texas Rangers...Made eight appearances at MLB Spring Training, allowing one earned run over 8.1 innings (1.08 ERA) with four strikeouts and a 0.96 WHIP.
- Started the year at Triple-A Round Rock, going 0-1 with a 2.21 ERA (5 ER/20.1 IP), a save, 10 walks, 17 strikeouts, and a 1.57 WHIP in 13 appearances.
- Released on May 21...Signed a minor league contract on May 30 with the Philadelphia Phillies and was then assigned to Triple-A Lehigh Valley.
- Played 11 games with the IronPigs, recording a 4.15 ERA (6 ER/13.0 IP) with a save, four walks, 12 strikeouts, and a 1.15 WHIP....Released on July 10.
- Signed a minor league contract with the St. Louis Cardinals and was then assigned to Triple-A Memphis...Made 11 appearances with the Redbirds, allowing three earned runs over 17.2 innings (1.53 ERA) with 16 strikeouts and a 1.13 WHIP.
- Selected to the MLB roster on Aug. 22, making 13 appearances with the Cardinals, recording a 5.93 ERA (9 ER/13.2 IP) with eight strikeouts.
- Surrendered just three home runs in 64.2 innings between his four stops.

Statcast Data

	2024	Career
Strikeout %:	19.9	22.2
Walk %:	7.2	9.2
Hard Hit %:	41.6	36.7
Fastest Pitch:	99.9 MPH	July 26, 2017 at WAS





BASH ANDREW

91
PITCHER

NON-ROSTER

BIRTHDATE August 1, 1996
OPENING DAY AGE 28
BIRTHPLACE Rancho Mirage, CA
RESIDENCE Palm Desert, CA
INSTAGRAM @andrew_bash8

BATS/THROWS R/R
HEIGHT/WEIGHT 6-0/215
CONTRACT STATUS signed thru 2025
M.L. SERVICE 0.000
OPTIONS USED 0 of 3

PERSONAL:

- Andrew James Bash.
- Graduated from Palm Desert High School in Palm Desert, CA in 2015...Named two-time All-CIF SS Division III first-teamer and DVL Offensive MVP, while also being named to the All-League First-Team on three separate occasions...Led his team to the Desert Valley League title and the CIF Southern Section Division III Championship game in 2014.
- Spent four years at California Baptist University, where after redshirting his freshman year, played in three seasons while making 42 combined appearances (38 starts), going 20-10 with a 2.68 ERA (67 ER/224.2 IP), 58 walks, and 196 strikeouts...Was a two-way player for the Lancers, batting .320 (162-for-507) with 24 doubles, a pair of triples, 30 home runs, and 107 RBI across 158 combined contests (.955 OPS)...In 2018, earned three All-American nods with first-team honours in ABCA, D2CCA, and NCBWA, along with second-team honours from the NCBWA, while being named PacWest and West Region Player of the Year from the NCBWA and D2CCA...During his junior season in 2019, was named 2nd Team All-WAC as a pitcher.
- Enjoys off-roading, quad-riding, golf, and boating in his spare time.

LAST SEASON:

- Was named the Bisons' Warren Spahn Award winner as the team's most valuable pitcher for 2024.
- Appeared in 27 games (16 starts) for Buffalo, going 4-0 with a 2.97 ERA (26 ER/78.2 IP), 35 walks, and 72 strikeouts.
- Allowed no more than three earned runs in any appearance...Hasn't allowed more than three earned runs in a game since June 14, 2022 as a member of the New Hampshire Fisher Cats (5 ER).
- Over 11 relief appearances for the Bisons, posted a 0.89 WHIP and a 2.66 ERA.
- After returning from an injury on Aug. 7 until the end of the season, went 2-0 with a 1.44 ERA (4 ER/25.0 IP) and a .145 OPP AVG over 13 games (3 starts).
- Since signing with the Blue Jays organization in 2021, has stranded 81% of his inherited runners (42 IR, 8 IRS).

		Bold – career high; Red – league high																			
Year	Club & League	W-L	ERA	G	GS	CG	SHO	SV	IP	H	R	ER	HR	HB	BB	IBB	SO	WP	BK	AVG	
2019	AZ Angels (AZ)	1-1	2.81	14	0	0	0	2	16.0	13	7	5	1	1	5	0	18	2	0	.213	
2021	Dunedin (LASE)	4-1	6.75	6	2	0	0	0	28.0	39	22	21	2	0	11	0	26	1	2	.333	
	Vancouver (HAW)	3-0	5.16	9	2	0	0	1	22.2	17	14	13	4	2	9	0	20	2	0	.210	
	New Hampshire (AANE)	1-0	0.00	1	0	0	0	0	5.0	3	0	0	0	1	1	0	4	0	0	.188	
2022	New Hampshire (EL)	10-4	3.81	27	2	0	0	1	75.2	62	34	32	1	10	27	0	59	7	0	.225	
	Buffalo (IL)	0-2	5.85	7	3	0	0	0	20.0	18	14	13	3	5	10	0	13	0	0	.254	
2023	New Hampshire (EL)	1-0	2.88	23	2	0	0	0	40.2	37	14	13	2	2	24	0	42	2	0	.239	
	Buffalo (IL)	4-1	2.22	13	9	0	0	0	48.2	30	14	12	6	2	23	0	38	1	0	.183	
2024	Dunedin (FL)	0-0	0.00	1	0	0	0	0	1.2	0	0	0	0	0	0	0	5	0	0	.000	
	Buffalo (IL)	4-0	2.97	27	16	0	0	0	78.2	58	30	26	4	7	35	0	72	0	1	.204	
Minor Totals		28-9	3.61	128	36	0	0	4	337.0	277	149	135	23	30	145	0	297	15	3	.225	

TRANSACTIONS

- Selected by the Los Angeles Angels in the 30th round of the 2019 First-Year Player Draft.
- Signed by the Toronto Blue Jays on June 20, 2021.

PROFESSIONAL CAREER:

MINORS:

- Started his professional career with the Arizona League Angels in 2019, appearing in 14 games with a 2.81 ERA (5 ER/16.0 IP), five walks, and 18 strikeouts.
- Released by the Angels on May 29, 2020...Signed to a minor league contract by the Blue Jays on June 20, 2021.
- Began the 2021 season with Single-A Dunedin, making six appearances (two starts) and posting a 6.75 ERA (21 ER/28.0 IP) with 11 walks and 26 punchouts...Promoted to High-A Vancouver, where he appeared in nine contests (two starts) for the Canadians, going 3-0 with a 5.16 ERA (13 ER/22.2 IP), nine walks, and 20 strikeouts...Made one appearance with Double-A New Hampshire to end the campaign, pitching five scoreless innings while allowing three hits and a walk with four strikeouts...Appeared in five games (4 starts) with the Missoula PaddleHeads of the Pioneer Independent League, going 2-0 with a 1.80 ERA (5 ER/25.0 IP), five walks, and 27 strikeouts.
- Remained at Double-A New Hampshire to begin the 2022 campaign, before being promoted to Triple-A Buffalo...In 34 combined appearances (five starts), collected career highs in wins (10) and innings pitched (95.2), posting a 4.23 ERA (45 ER/95.2 IP) with 37 walks and 72 strikeouts.
- Made his first career appearance at MLB Spring Training in 2023, striking out the only hitter he faced on March 28 at PHI (Ricardo Rosario).
- Split the season between New Hampshire and Buffalo, recording career-bests in appearances (36), ERA (2.52), and strikeouts (80) across 89.1 combined innings pitched.





BASSITT

CHRIS

40
PITCHER

BIRTHDATE February 22, 1989
OPENING DAY AGE 36
BIRTHPLACE Toledo, OH
RESIDENCE Washington, NC
INSTAGRAM @cbass419

BATS/THROWS R/R
HEIGHT/WEIGHT 6-5/220
CONTRACT STATUS signed thru 2025
M.L. SERVICE 8.130
OPTIONS USED 3 of 3

PERSONAL:

- Christopher Michael Bassitt...Nicknamed "C Bass" in Oakland.
- He and his wife, Jessica, have a daughter named Landry and a son named Colson.
- Loves to fish and owns a boat...Is a big Ohio State Buckeyes fan.
- Graduated in 2007 from Genoa Area High School in Ohio, where he earned all-league honours in baseball and basketball... Helped lead the baseball team to consecutive league titles during his junior and senior seasons.
- Attended the University of Akron and earned All-Mid American Conference honours in 2011.
- Took part in the Toronto portion of the 2023 Blue Jays Winter Tour.
- Along with Jessica, created the Bassitts Pitch In program in support of Jays Care Foundation...The Bassitt family donates \$10,000 (USD) for each game the Blue Jays win when Chris pitches...Proceeds from Bassitts Pitch In support Jays Care's RBI Summer Edition – a free sport-for-development program designed to enhance the mental and physical health of kids in under-resourced communities across Toronto.
- Is one of only 13 active pitchers with at least 1,000 career innings pitched and a career ERA under 3.60...Has finished eight of his 10 Major League seasons with a sub-4.00 ERA, including six straight from 2018-2023.
- Is one of only seven pitchers to record 10+ wins in each of the last four seasons (2021-2024), joining current Blue Jays teammates **Kevin Gausman** and **José Berrios**, in addition to **Corbin Burnes**, **Framber Valdez**, **Logan Webb**, and **Zack Wheeler**.

LAST SEASON:

- Earned his first victory of the year on April 9 vs. SEA after pitching 6.2 frames of one-run ball...Scattered five hits and four walks with eight strikeouts while throwing 115 pitches (72 strikes), one off his career-high set on Aug. 19, 2019 vs. HOU.
- Pitched 6.2 innings of two-run ball May 8 at PHI (3H, 2BB, 6K)...Has posted a 2.36 ERA (9 ER/34.1 IP) in six career starts vs. PHI, the fifth-lowest ERA against the Phillies among active pitchers (min. six starts) behind only **Spencer Strider** (2.06), **Yu Darvish** (2.15), **Zac Gallen** (2.20), and **Marcus Stroman** (2.26).
- On June 2 vs. PIT, allowed three runs over 5.0 innings of work (8H, BB, 7K)...Reached 1,000 career innings pitched on a flyout to left field from **Oneil Cruz** in the 3rd inning...Had his scoreless innings streak snapped at a season-high 14.2 frames with a **Rowdy Tellez RBI single** in the 3rd frame as well.
- Threw a season-high 8.0 innings on June 7 at OAK, allowing a single run on four hits and a pair of walks with seven strikeouts...His 2.36 ERA at Oakland Coliseum is the second-best mark in the history of the stadium (min. 250 IP), behind only Paul Lindblad (2.29)...Has made 49 career appearances (43 starts) at Oakland Coliseum, going 15-13 with a 2.36 ERA (74 ER/282.1 IP), 258 strikeouts, a 1.03 WHIP, and a .214 opponent average.
- Tossed 7.0 innings of two-run ball on June 24 at BOS, scattering five hits and a walk with a pair of strikeouts, marking his eighth quality start of the season...Gave up a home run to **Rafael Devers** in the 4th inning, snapping a streak of 39.2 innings and 167 consecutive batters faced without allowing a longball.
- Threw 6.0 innings allowing one unearned run on six hits and a pair of walks with eight strikeouts on June 29 vs. NYY...Marked his ninth quality start of the season...Allowed three runs or less in 11 straight starts, the second-longest streak of his career, as a starter (14G from June 27, 2018-May 21, 2019)...During that span, his 2.15 ERA ranked 4th in the AL.
- Pitched 5.0 innings on July 25 vs. TB, allowing three runs on five hits and a walk with six strikeouts...Pitched at least 5.0 innings in 15 consecutive starts, doing so in a single season for the first time in his career...Is the longest such streak in a single season by a Blue Jay since Alek Manoah in 2022 (31 consecutive starts).
- Began the game on Aug. 6 vs. BAL with 5.1 no-hit innings, which at the time was the longest no-hit bid by a Blue Jays starter since José Berrios threw 6.0+ no-hit frames on June 14, 2023 at BAL...Finished the night pitching 7.0+ innings of two-run ball, scattering three hits and a pair of walks with a season-high nine strikeouts.
- Took the hardluck loss, on Aug. 28 at BOS, tossing 6.2 innings of one-run ball on five hits and a walk with a season-highing nine strikeouts (also: 9K on Aug. 6 vs. BAL)...Struck out **Ceddanne Rafaela** swinging in the 2nd inning for his 1,000th career strikeout.
- On Sept. 10 vs. NYM, tossed 6.0 innings of one-run ball on five hits and a walk with eight punchouts...Marked his 10th win of the season, reaching the mark for the fourth straight season and fifth time in his career.



Bold – career high; Red – league high

Year	Club & League	W-L	ERA	G	GS	CG	SHO	SV	IP	H	R	ER	HR	HB	BB	IBB	SO	WP	BK	AVG
2011	Bristol (APPY)	0-0	1.08	6	0	0	0	0	8.1	9	1	1	0	0	2	0	11	0	0	.273
	Kannapolis (SALL)	3-1	1.82	16	0	0	0	1	24.2	18	6	5	1	2	6	0	29	4	0	.202
	Winston-Salem (CARL)	0-0	5.40	1	0	0	0	0	1.2	2	1	1	0	1	0	0	1	0	0	.286
2012	Winston-Salem (CARL)	5-4	3.66	38	10	0	0	4	91.0	73	45	37	6	4	54	1	73	3	0	.216
2013	Winston-Salem (CARL)	7-2	3.46	18	18	0	0	0	101.1	90	50	39	9	5	42	0	101	7	0	.231
	Birmingham (SOUL)	4-2	2.27	8	8	0	0	0	47.2	35	16	12	2	4	17	0	37	1	0	.213
2014	White Sox (ARIZ)	0-0	4.15	3	2	0	0	0	8.2	9	4	4	0	1	3	0	13	1	0	.257
	Birmingham (SOUL)	3-1	1.56	6	6	0	0	0	34.2	26	10	6	2	2	14	0	36	0	0	.206
	CHICAGO (AL)	1-1	3.94	6	5	0	0	0	29.2	34	13	13	0	3	13	1	21	0	0	.286
2015	Nashville (PCL)	2-7	3.65	13	10	1	0	0	69.0	59	30	28	1	3	19	0	70	3	1	.230
	OAKLAND (AL)	1-8	3.56	18	13	0	0	0	86.0	78	36	34	5	9	30	0	64	5	0	.244
2016	OAKLAND (AL)	0-2	6.11	5	5	0	0	0	28.0	35	20	19	5	0	14	0	23	2	0	.294
2017	Stockton (CALL)	0-1	2.77	7	7	0	0	0	13.0	9	4	4	0	0	4	0	14	0	0	.191
	Nashville (PCL)	4-2	6.21	17	2	0	0	0	37.2	41	26	26	3	4	16	0	31	0	0	.283
2018	Nashville (PCL)	5-5	4.30	18	14	0	0	0	81.2	86	42	39	6	8	25	0	83	3	0	.271
	OAKLAND (AL)	2-3	3.02	11	7	0	0	0	47.2	40	21	16	4	4	19	0	41	2	0	.221
2019	Stockton (CALL)	0-0	0.00	1	1	0	0	0	3.0	0	0	0	0	0	0	0	7	0	0	.000
	Las Vegas (PCL)	0-0	4.50	2	2	0	0	0	8.0	8	6	4	2	1	2	0	9	1	0	.242
	OAKLAND (AL)	10-5	3.81	28	25	0	0	0	144.0	125	66	61	21	13	47	0	141	3	0	.229
2020	OAKLAND (AL)	5-2	2.29	11	11	0	0	0	63.0	56	18	16	6	2	17	0	55	2	0	.233
2021	OAKLAND (AL)	12-4	3.15	27	27	1	1	0	157.1	127	55	55	15	11	39	1	159	5	1	.218
2022	NEW YORK (NL)	15-9	3.42	30	30	0	0	0	181.2	159	71	69	19	13	49	0	167	5	1	.234
2023	TORONTO (AL)	16-8	3.60	33	33	1	1	0	200.0	176	88	80	28	12	59	2	186	4	3	.235
2024	TORONTO (AL)	10-14	4.16	31	31	0	0	0	171.0	180	91	79	18	16	70	2	168	2	2	.270
Minor Totals		33-25	3.50	154	80	1	0	5	530.1	465	241	206	32	35	204	1	515	23	1	.234
MAJOR TOTALS		72-56	3.59	200	187	2	2	0	1108.1	1010	479	442	121	83	357	6	1025	30	7	.240

ALL-STAR GAME RECORD

Year	Club and Opp.	W-L	ERA	G	GS	CG	ShO	SV	IP	H	R	ER	HR	HB	BB	IBB	SO	WP	BK	AVG
2021	AL at COL	0-0	0.00	1	0	0	0	0	1.0	1	1	0	0	0	2	0	1	0	0	.250

WILD CARD RECORD

Year	Club and Opp.	W-L	ERA	G	GS	CG	ShO	SV	IP	H	R	ER	HR	HB	BB	IBB	SO	WP	BK	AVG
2020	OAK vs. CWS	1-0	1.29	1	1	0	0	0	7.0	6	1	1	0	0	1	0	5	1	0	.222
2022	NYM vs. SD	0-1	6.75	1	1	0	0	0	4.0	3	3	3	0	0	3	0	2	0	0	.200
TOTALS		1-1	3.27	2	2	0	0	0	11.0	9	4	4	0	0	4	0	7	1	0	.214

DIVISION SERIES RECORD

Year	Club and Opp.	W-L	ERA	G	GS	CG	ShO	SV	IP	H	R	ER	HR	HB	BB	IBB	SO	WP	BK	AVG
2020	OAK vs. HOU	0-0	6.75	1	1	0	0	0	4.0	9	3	3	2	0	0	0	4	0	0	.450

TRANSACTIONS

- Selected by the Chicago White Sox in the 16th round of the 2011 First-Year Player Draft
- Traded to the Oakland Athletics along with INF Marcus Semien, C Josh Phegley, and 1B Rangel Ravelo in exchange for RHP Jeff Samardzija and RHP Michael Ynoa on Dec. 9, 2014
- On injured list (right elbow ligament tear) from April 29-Oct. 7, 2016
- On injured list (right elbow surgery) from April 1-July 25, 2017
- On injured list (lower leg contusion) from March 26-April 15, 2019
- On injured list (facial lacerations, fractured cheekbone) from Aug. 18-Sept. 23, 2021
- Traded to the New York Mets in exchange for RHP Adam Oller and RHP J.T. Ginn on March 12, 2022
- Signed by the Toronto Blue Jays on December 16, 2022

GAME HIGHS

ML Debut	Aug. 30, 2014 vs. DET	ER Allowed	9 – April 2, 2023 at STL
Innings Pitched:		HR Allowed	4 – April 2, 2023 at STL
Starter	9.0 – 2x, last: May 12, 2023 vs. ATL	Low Hit CG	2 – 2x, last: May 12, 2023 vs. ATL
Reliever	4.1 – April 25, 2015 vs. HOU	Last Win	Sept. 10, 2024 vs. NYM
Walks:		Last Save	None
Starter	7 – Sept. 23, 2024 vs. BOS	Last CG	May 12, 2023 vs. ATL
Reliever	3 – April 25, 2015 vs. HOU	Last ShO	May 12, 2023 vs. ATL
Strikeouts:		Last Start	Sept. 23, 2024 vs. BOS
Starter	12 – 2x, last: Sept. 28 vs. NYY	Last Relief App.	Sept. 29, 2019 at SEA
Reliever	5 – 2x, last: Sept. 22, 2019 vs. TEX	Longest Win Streak	10G – April 12-July 11, 2021
Hits Allowed	11 – June 13, 2023 at BAL	Longest Losing Streak	9G – Aug. 21, 2015-June 22, 2018
		Scoreless Innings Streak	28.0 – April 30-May 22, 2023



MILESTONES

Category	Date	Opponent	Notes
Start	1 Aug. 30, 2014	Detroit	L - 6.1 IP, 7H, 5ER, 4BB, 4K
	100 May 14, 2022	Seattle	ND - 5.2 IP, 5H, 1ER, 3BB, 8K
Win	1 Sept. 22, 2014	at Detroit	as a starter - 7.2 IP, 6H, 0ER, 1BB, 3K
ShO (2)	1 May 27, 2021	Los Angeles (AL)	9.0 IP, 2H, 1BB, 9K
	2 May 12, 2023	Atlanta	9.0 IP, 2H, 2BB, 8K
10+ Strikeout Games (7)			
	1 Aug. 9, 2015	Houston	10 strikeouts
	2 Sept. 7, 2019	Detroit	11 strikeouts
	3 May 11, 2021	at Boston	10 strikeouts
	4 July 23, 2022	San Diego	11 strikeouts
	5 Sept. 7, 2022	at Pittsburgh	10 strikeouts
	6 June 29, 2023	San Francisco	12 strikeouts
	7 Sept. 28, 2023	New York (AL)	12 strikeouts

PROFESSIONAL CAREER:

MINORS:

- In 2011, made his professional debut with Rookie-level Bristol...Also made appearances for Single-A Kannapolis and High-A Winston-Salem...Kept a 1.82 ERA (7 ER/34.2 IP) across 23 combined games.
- Spent the entirety of the 2012 season with Winston-Salem, going 5-4 with a 3.66 ERA (37 ER/91.0 IP).
- In 2013, ranked among White Sox organizational leaders in strikeouts (1st), ERA (4th), wins (T-5th) and innings (7th)...Recorded a sub-3.00 ERA in April (2.10), June (2.97), and August (1.76)...Struck out a season-high 10 batters in 6.0 innings pitched on June 29, 2013 at FRED...Earned a promotion to Double-A Birmingham the next month...Helped guide the Barons to the Southern League Championship.

2014:

- Began the season on the disabled list at Double-A Birmingham with a broken right finger.
- On Aug. 30, was called up to make his **MLB debut** in the second game of a doubleheader against Detroit...Tossed 6.1 innings, giving up five runs on seven hits with four walks and four strikeouts.
- Picked up his 1st career win Sept. 22 at DET with 7.2 scoreless innings (6H, BB, 3K).
- Pitched for Glendale in the AFL following the season and was named to the AFL Top Prospects Team after going 1-1 with a 0.69 ERA in six relief appearances...Struck out 22 and walked just three in 13.0 innings.

2015:

- Went 1-8 despite a 3.56 ERA in 18 games (13 starts) over four stints with the A's...Surrendered just five home runs in 86.0 innings for an average of 0.52 home runs per nine innings, 3rd-best in the AL among pitchers with at least 80 innings.
- Combined with two A's pitchers on a seven-hit shutout on Aug. 4 vs. BAL for his 1st win as an Athletic...It was part of a career-high 18.1-inning scoreless streak.
- Did not pitch from Aug. 27 to Sept. 23 due to a strained right shoulder.

2016:

- Was on the A's Opening Day roster and went 0-2 with a 6.11 ERA in five starts before going on the disabled list on April 29 with an elbow injury.
- Had Tommy John surgery on May 6 and missed the remainder of the season...His surgery included an ulnar collateral ligament reconstruction with an ipsilateral palmaris longus graft.

2017:

- Began the season on Oakland's disabled list as he recovered from his 2016 Tommy John surgery...Spent the entire season in the minors...Went 4-3 with a 5.33 ERA (30 ER/50.2 IP) over 24 combined games (nine starts) between Single-A Stockton and Triple-A Nashville.
- Began his rehab assignment with Stockton April 29 before being shut down on May 24...Resumed pitching June 28.

2018:

- Had seven stints with Oakland in his return to the majors following Tommy John surgery in 2016...In his 3rd call up on June 9 he started in Kansas City, allowing a run on three hits in a season-high 7.0 innings...It was his first appearance since April 28, 2016.
- Went 2-0 with a 2.59 ERA his final eight games, including four starts.

2019:

- Began his season with 25 starts and concluded the year with three relief appearances...Was 10-5 with a 3.95 ERA (61 ER/139.0 IP) in his starting assignments...Did not allow a run in 5.0 innings in relief.
- Tossed a career-high 116 pitches in an 8-4 win on Aug. 17 vs. HOU.
- Struck out a career-high 11 hitters without walking any over 6.0 innings in a 10-2 win on Sept. 7 vs. DET.

2020:

- His career-best 2.29 ERA ranked 6th in the majors...Finished 8th in the AL Cy Young balloting.
- Earned AL Pitcher of the Month for September, his 1st monthly award...Pitched to a 0.34 ERA that month, allowing one run over 26.2 innings in four starts...Was the lowest September ERA in the Majors since **Greg Maddux** had a 0.29 ERA for Atlanta in 1995.
- Finished the regular season with a 13.2-inning scoreless streak...Allowed one or no runs in seven of his 11 starts.
- Started and won Game 2 of the AL Wild Card Series over Chicago...Pitched scoreless ball through 7.0 innings before exiting the game after yielding a leadoff single in the 8th (runner later scored).
- Started Game 1 of the ALDS against Houston at Dodger Stadium...The nine hits he gave up were his most in a start since he allowed nine and 10 hits in back-to-back starts in April of 2016 (two highest totals of his career).
- Had right elbow surgery Nov. 13 in Cincinnati at the Beacon Orthopedic clinic.



2021:

- Received two 5th-place votes in AL Cy Young balloting, finishing 10th in the vote...Earned his 1st All-Star honours.
- Missed about a month with facial lacerations and a fractured cheekbone after being struck by a line drive on Aug. 17 at CWS...Returned on Sept. 23 and made his final two starts (6.1 IP, 1 ER).
- Had then career highs in wins (12), strikeouts (159), games started (27), and innings pitched (157.1)...His opponents batting average (.218) was a career-best as was his .278 opponent OBP.
- Led the AL in wins (12) and innings pitched (151.0) at the time of his injury and finished tied for 11th and 18th respectively.
- Tossed the 1st [complete game](#) and shutout of his career on May 27 vs. LAA (9.0 IP, 2H, BB, 9K).
- Led the AL (min. 150.0 IP) in winning percentage (.750), ranked 2nd in opponents' OPS (.626), 3rd in ERA (3.15), 3rd in slugging percentage (.348), 4th in opponents' batting average (.218) and 5th in on-base percentage (.278)...Per ESPN Stats, he had the 5th-lowest batting average allowed (.185) on four-seamers in 2021 among starting pitchers.
- Went 10-2 with a 3.28 ERA in 17 starts before the All-Star Break, earning his 1st career All-Star Game selection...Finished the first half with a 10-game winning streak.
- Tossed 7.0 innings or more in 11 of his 27 starts...Allowed six hits or fewer 24 times and two runs or fewer 19 times, tied for the 5th-most in the Majors.

2022:

- In his lone season with the Mets, established career highs in wins (15), starts (30), quality starts (19), innings pitched (181.2), and strikeouts (167).
- Crafted a 6-6 record with a 2.95 ERA (33 ER/100.2 IP), 96 strikeouts, and 25 walks at home...Of those 16 starts, went 6.0 innings or longer in 13 contests, with two of his three 8.0-inning outings coming at Citi Field...His 2.95 home ERA ranked 6th in the Majors among starters (min. 100.0 innings)...His 2.68 career ERA at home is the fourth-best home ERA among active pitchers (min. 55 starts) behind **Jacob deGrom** (2.12), **Clayton Kershaw** (2.22), and **Walker Buehler** (2.62).
- Had 23 starts of at least 6.0 innings, his most in a single season in his career.
- His three starts of 8.0 innings were the most he had thrown in his career...Prior to 2022, had thrown at least 8.0 innings only three times (9.0 IP on May 27, 2021 vs. LAA; 8.0 IP on May 16, 2019 at DET; 8.0 IP on Aug. 15, 2015 at BAL).
- Made his Mets debut on April 9 at WAS, tossing 6.0 scoreless frames with three hits, a walk, and [eight strikeouts](#)...Became the 2nd Mets pitcher to debut with a line of at least 6.0 scoreless innings with eight or more punchouts, joining **Colin McHugh** (Aug. 23, 2012 vs. COL).
- Earned four wins through his first six starts of the season, tied for the 6th-most among starters through their first six games as a Met.
- Recorded 19 quality starts, the most in his career and a team-high among Mets starters...From June 14-July 23, recorded six straight quality starts, one shy of a career high seven straight accomplished in 2015.
- Did not walk a batter from June 25-July 8 (13.1 innings) which is tied for the longest streak in his career.
- Tied a career-high with [11 strikeouts](#) on July 23 vs. SD (also: Sept. 7, 2019 vs. DET).
- Did not allowed a home run through eight starts from July 29-Aug. 7, the longest such streak of his career through a single season and the 3rd-longest active streak in the Majors among starters at the time...The last Met to go eight starts in a single season without allowing a homer was **Tom Glavine** (July 31-September 8, 2007).
- Won four straight games for the 1st time in his career from Aug. 3-19, surrendering just two runs over that span.
- Went 8-3 with a 2.94 ERA (26 ER/79.2 IP) after the All-Star Break...His eight wins were tied for the 3rd-most in the Majors and the most in his career in the back half of a season.

2023:

- Set career highs in wins (16), starts (33), innings pitched (200.0), strikeouts (186), and quality starts (21).
- Among AL pitchers, finished T-1st in starts, 2nd in quality starts, 2nd in innings pitched, 9th in AVG (.235), 9th in ERA (3.60), 10th in WHIP (1.18), and T-10th in strikeouts.
- Pitched at least 6.0 scoreless innings on nine occasions, matching **Roger Clemens** (1997) for the most in a single season in franchise history.
- Earned his 1st win as a Blue Jay on April 7 at LAA, allowing 3R/2ER on two hits and five walks to go with five strikeouts over 6.0 frames.
- Threw a [complete game](#) shutout on May 12 vs. ATL, the 2nd CG SO of his career (also: May 27, 2021 vs. LAA), and the first nine-inning complete game shutout by a Blue Jay since **Mark Buehrle** on June 3, 2015 at WAS...Limited the Angels to two hits and two walks while striking out eight batters on 103 pitches.
- Tossed 7.0 shutout innings on May 17 vs. NYY, giving up three hits, a walk, and a hit batter with seven strikeouts...Became just the 4th non-opener in Blue Jays history to throw three consecutive scoreless starts in a single season, joining **Roger Clemens** (1998), **Al Leiter** (1995), and **Dave Stieb** (1988).
- Had his career-best scoreless innings streak ended at 28.0 during his 6.1 frames of work on May 22 at TB...Marked the 2nd-longest single-season streak in franchise history (**Roger Clemens** - 33.0 from Aug. 15-Sept. 5, 1998), and the 3rd-longest overall (**Dave Stieb** - 34.0 IP from Sept. 13, 1988-April 5, 1989).
- Earned his 6th win of the year on June 2 at NYM, throwing 7.2 frames of shutout ball with three hits, no walks, and eight strikeouts...Returned home immediately after his start for the birth of his son, Colson, and was placed on the Paternity List from June 3-5.
- Won his 8th game of the year on June 29 vs. SF, tossing 6.0 shutout innings with three hits, three walks, and a career-high [12 strikeouts](#)...Tied a franchise record with nine strikeouts through the first 4.0 innings.
- Improved to 10-5 on July 20 vs. SD, throwing 6.0 shutout innings with four hits, a walk, and five strikeouts...Was his 4th time reaching double-digit victories.
- Earned his 14th win of the campaign on Sept. 5 at OAK, tossing 8.0 innings of one-run ball (7H, 0BB, 7K)...Became the first Blue Jay with back-to-back starts of at least 8.0 innings since **Aaron Sanchez** (2G from June 29-July 4, 2016)...Was his 4th start of 8.0+ frames in 2023.
- Won his 16th game of the season on Sept. 28 vs. NYY...Tossed 7.2 shutout innings, scattering five hits and a walk with a career-high-tied 12 strikeouts...Struck out **Aaron Judge** with his [final pitch](#) of the night, reaching 200.0 innings pitched in a season for the 1st time in his career...Became the first Blue Jay to reach the mark since **Marcus Stroman** threw 201.0 innings in 2017.

Statcast Data

	2024	Career
Strikeout %:	22.2	22.1
Walk %:	9.2	7.6
Hard Hit %:	37.1	34.1
Fastest Pitch:	97.7 MPH	June 30, 2015 vs. COL





BASTARDO

ANGEL

66
PITCHER

BIRTHDATE June 18, 2002
 OPENING DAY AGE 22
 BIRTHPLACE Moron, Venezuela
 RESIDENCE Moron, Venezuela
 INSTAGRAM @bastardo_34

BATS/THROWS R/R
 HEIGHT/WEIGHT 6-1/175
 CONTRACT STATUS signed thru 2025
 M.L. SERVICE 0.000
 OPTIONS USED 0 of 3

PERSONAL:

- Angel Jose Bastardo.
- Was the first player selected by the Blue Jays in the Rule 5 Draft since **Elvis Luciano** in 2018.
- Currently listed as the Blue Jays 27th-ranked prospect entering the 2025 season, according to MLB.com.

LAST SEASON:

- Remained at Double-A Portland to open up the 2024 campaign, making a total of 10 starts, posting a 5.36 ERA with a 4.08 FIP, a 1.32 WHIP, a 10.6% walk rate, a 26.6% strikeout rate, and a 31.9% whiff rate.
- Underwent Tommy John surgery in June, sidelining him for the remainder of the season...Was placed on the 7-day injured list on June 6 and was then transferred to the full-season injured list on June 29.
- Produced a 3.66 ERA (13 ER/32.0 IP) with 39 strikeouts over his first seven starts of the season, compared to a 9.69 ERA (14 ER/13.0 IP) over his final trio of outings.

Bold – career high; Red – league high

Year	Club & League	W-L	ERA	G	GS	CG	SHO	SV	IP	H	R	ER	HR	HB	BB	IBB	SO	WP	BK	AVG
2019	DOSL Red Sox 1 (DOSL)	3-1	3.71	12	12	0	0	0	51.0	39	24	21	1	3	12	0	37	7	1	.210
2021	FCL Red Sox (FCL)	1-3	6.67	10	6	0	0	0	29.2	45	29	22	1	0	12	0	33	8	0	.338
2022	Salem (CARL)	3-4	4.50	22	22	0	0	0	82.0	82	49	41	4	3	45	0	85	13	0	.264
2023	Greenville (SALL)	2-7	4.62	21	21	2	2	0	103.1	86	59	53	11	2	46	0	139	14	1	.223
	Portland (EL)	0-1	5.06	3	3	0	0	0	16.0	12	9	9	3	1	9	0	10	3	0	.207
2024	Portland (EL)	0-5	5.36	10	10	0	0	0	45.1	39	33	27	6	2	21	0	53	1	1	.225
Minor Totals		9-21	4.76	78	74	2	2	0	327.1	303	203	173	26	11	145	0	357	46	3	.243

TRANSACTIONS

- Signed by the Boston Red Sox on July 2, 2018
- Selected by the Toronto Blue Jays in the Rule 5 Draft on December 11, 2024

PROFESSIONAL CAREER:

MINORS:

- Began his professional career in 2019 with the Dominican Summer League Red Sox 1, where he made 12 starts going 3-1 while posting a 3.71 ERA with 12 walks, 37 strikeouts, and a 1.00 WHIP in 51.0 total innings.
- Did not play professionally in 2020, due to the COVID-19 pandemic cancelling the MLB season.
- Played the entirety of the 2021 season with the Florida Coast League Red Sox, appearing in 10 contests (six starts) allowing 22 earned runs over 29.2 innings (6.67 ERA) with 12 walks, 33 strikeouts, and a 1.92 WHIP.
- Was promoted to Single-A Salem for the 2022 season, where he made a then career-high 22 starts posting a 4.50 ERA with a 3.43 FIP, a 12.4% walk rate, a 23.4% strikeout rate, and a 1.5 WHIP...Placed on the injured list from May 14-28, 2022.
- Spent the majority of the 2023 season at High-A Greenville, where he made 21 starts going 2-7 while posting a 4.62 ERA with a 3.34 FIP, a 10.5% walk rate, a 31.8% strikeout rate, and a 1.28 WHIP...Was named SAL Pitcher of the Week on May 21, 2023, after throwing 6.0 shutout innings against Bowling Green with a pair of walks and seven strikeouts...Later named the SAL Pitcher of the Month for July, after recording a 2.89 ERA across five starts with a 6.6% walk rate, a 39.6% strikeout rate, a .192 opponent AVG, a 1.00 FIP, and a 0.93 WHIP...Finished the 2023 season at Double-A Portland, where he allowed nine runs in 16.0 innings (5.06 ERA) over three starts with nine walks, 10 strikeouts, and a 1.31 WHIP.

CALL IT A DRAW

The Blue Jays have played three tie games in their history. The first one was on May 13, 1984 at Cleveland. With one out in the top of the 8th inning, the rains came and play could not resume with the score tied at 4-4. The game had to be completely replayed as part of a TWDH on August 15. The second occurrence was in Cleveland on August 26, 1986. Play was halted after nine innings due to rain with the scored tied at 6-6. The game was completely replayed as part of an August 27 TWDH. The third time was on April 26, 1998 after six innings. The Blue Jays and White Sox were tied at 5-5 when the rains came and cancelled the game in Chicago. The game was completely replayed on July 15 as part of a TWDH. Though the games were rained out, the statistics from the games were entered into the books.





BERRÍOS

JOSÉ

17
PITCHER

BIRTHDATE May 27, 1994
OPENING DAY AGE 30
BIRTHPLACE..... Bayamón, Puerto Rico
RESIDENCE..... Bayamón, Puerto Rico
INSTAGRAM..... @jolamakina

BATS/THROWS R/R
HEIGHT/WEIGHT 6-0/215
CONTRACT STATUS..... signed thru 2028
M.L. SERVICE 8.044
OPTIONS USED 2 of 3

PERSONAL:

- José Orlando Berrios...Pronounced beh-REE-ohs.
- Husband to Jannieliz and father to Valentina, Sebastian, and Diego José.
- Favourite player growing up was **Iván Rodríguez**...If he wasn't a baseball player, he would be a teacher.
- Was a 2012 graduate of Papa Juan XIII High School, one of two players from that high school to be drafted, joining C **Rene Rivera** in 2001...Named 2011 Underclass High Honorable Mention and 2012 Rawlings Second-team All-American.
- Played for Puerto Rico in the 2013, 2017, and 2023 World Baseball Classics.
- Brother-in-law of Tigers infielder **Javier Báez** as their wives are sisters...Was in Báez's wedding party in the winter of 2019.
- Over the winter of 2018-2019, donated gym equipment and \$20,000 to Casa los Forjadores de Esperanza to improve their facilities...The facility is an orphanage in his hometown of Bayamón, Puerto Rico.
- Through his foundation, La Makina Foundation, co-hosted "La Gente de Barrio Home Run Derby and Celebrity Softball Game" in Bayamón on December 9, 2023 along with Blue Jays teammate, **Vladimir Guerrero Jr.** and his VG27 Foundation...Proceeds from the event supported community initiatives in both Puerto Rico and the Dominican Republic.
- Entering the 2025 season, has made 204 starts since the beginning of 2018, 2nd most among MLB hurlers over that span, behind only **Aaron Nola** (208).

LAST SEASON:

- Won a career-high 16 games in 2024 while matching his career-bests in starts (32) and quality starts (21)...Has made 32 starts in each of the last six non-shortened seasons, joining **Aaron Nola** as the only hurlers to do so.
- Among American League pitchers, ranked T-2nd in wins (16), 4th in innings pitched (192.1), T-5th in starts (32), T-5th in quality starts (21), 15th in ERA (3.60), and 15th in opponents' average (.235).
- Joined **Dave Stieb** (1982-85) as the only pitchers in franchise history to record at least 32 starts and 140 strikeouts in three straight seasons (2022-24).
- Made 12 starts of 7.0+ innings while allowing two earned runs or fewer this season, trailing only **Logan Webb** (14) for the most in the Majors.
- Threw 6.0+ innings in 10 of his 13 starts at home this season...Is the first Blue Jays pitcher to record 10+ wins at home in a single season since **J.A. Happ** in 2016 (11)...The Blue Jays were 12-3 this season when Berrios started at Rogers Centre, and 20-3 overall when he pitched at least 6.0 frames.
- Was the Opening Day starter for the Blue Jays on March 28 at TB, marking the fourth time in his career and the second time as a Blue Jay...Earned the win on the day, allowing a pair of runs on six hits and a walk over 6.0 innings...Recorded six strikeouts, the most by a Blue Jays starter in the season opener since **Marcus Stroman** (7) in 2019.
- Pitched the Blue Jays Home Opener on April 8 vs. SEA, tossing 6.2 scoreless innings (4H, BB, 6K)...Began the season with three consecutive quality starts for the third time in his career (also: 2017 & 2019).
- Pitched 7.0 shutout innings on April 14 vs. COL, scattering a pair of hits and a pair of walks with seven strikeouts...Marked his fourth straight quality start to begin the season, doing so for the second time in his career (also: 2019).
- Improved to 4-0 on the season on April 20 at SD, tossing 6.0 shutout frames while scattering five hits and a pair of walks with six strikeouts...Extended his scoreless innings streak to a career-best 21.2 frames.
- His 0.85 ERA through his first five starts of the season was the lowest in franchise history...It's the lowest ERA in any single-season five-start span in Blue Jays history since **Roy Halladay's** 0.68 mark from May 10-June 3, 2005.
- Threw his fifth career complete game on April 25 at KC, giving up two runs on three hits and three walks over 5.0 innings with a strikeout...Had his career-best scoreless innings streak snapped at 22.1 frames...Marked his first complete game since July 19, 2021 at CWS and his second at Kauffman Stadium (Sept. 29, 2019)...His 1.23 ERA through his first six starts was the lowest in franchise history.
- Took the loss on April 30 vs. KC, pitching 7.0 innings while allowing a pair of runs on five hits with a walk and three strikeouts...Surrendered two runs or fewer in seven straight starts to begin a season, the most by a non-opener in franchise history.
- Was named the American League Pitcher of the Month for March/April, his first career Pitcher of the Month Award, and the first Blue Jay to win one since **Alek Manoah** in Sept./Oct. 2022...The Bayamón, PR, native is the fourth Puerto Rican-born pitcher to win the award and the first since **Javier Vázquez** in Sept. 2011...Led the Majors in innings pitched (43.2) and quality starts (6), while sitting 2nd in the AL in ERA (1.44), 7th in WHIP (1.01), and 8th in OPP AVG (.204).
- Pitched at least 6.0 innings in 12 consecutive home starts from Aug. 29, 2023-June 27, 2024, the longest by a Blue Jay since **R.A. Dickey** did so in 13 consecutive starts from June 27, 2014-May 21, 2015.
- Took a no-decision on July 7 at SEA, giving up four runs over 6.0+ frames with seven hits, a walk, and a [season-high 10 strikeouts](#)...Struck out **Cal Raleigh** in the 1st inning with a 98 MPH fourseamer, [the fastest pitch of his career](#).
- Earned the victory on Aug. 9 vs. OAK after allowing a run over 7.0 innings of work, scattering six hits and a walk with eight strikeouts...Struck out **Brent Rooker** swinging in the 6th inning, the [1,300th punchout of his career](#)...Became the 3rd Puerto-Rican born player ever to reach the mark, joining **Javier Vázquez** (2,536) and **Juan Pizarro** (1,522).
- Tossed 7.0 innings of one-run ball on Sept. 14 vs. STL on a pair of hits and a pair of walks with four strikeouts...Marked his 20th quality start of the season...Won seven consecutive starts from Aug. 9-Sept. 14, trailing only **Roy Halladay** (11 from May 1-June 22, 2003) and **Roger Clemens** (eight from April 30-June 6, 1997) for the most consecutive starts with a win in franchise history.
- On Sept. 20 at TB, took the hardluck loss, tossing 6.0 innings of one-run ball on six hits and a walk with six strikeouts...Marked his eighth consecutive quality start, the most by a Blue Jays starter since **Alek Manoah** had eight straight quality starts from Aug. 21-Sept. 30, 2022...Also notched his 21st quality start of the season, tying his career-high set in 2019.



Bold – career high; Red – league high

Year	Club & League	W-L	ERA	G	GS	CG	SHO	SV	IP	H	R	ER	HR	HB	BB	IBB	SO	WP	BK	AVG
2012	Elizabethton (APP)	2-0	1.29	3	3	0	0	0	14.0	8	2	2	1	1	1	0	22	1	0	.163
	Twins (GCL)	1-0	1.08	8	1	0	4	4	16.2	7	2	2	0	0	3	0	27	0	0	.121
2013	Cedar Rapids (MID)	7-7	3.99	19	19	0	0	0	103.2	105	58	46	6	9	40	0	100	13	1	.262
2014	Fort Myers (FSL)	9-3	1.96	16	16	1	1	0	96.1	78	29	21	4	4	23	0	109	5	3	.218
	New Britain (EAS)	3-4	3.54	8	8	1	0	0	40.2	33	17	16	2	2	12	0	28	1	1	.226
	Rochester (INT)	0-1	18.00	1	1	0	0	0	3.0	7	6	6	0	0	3	0	3	0	0	.438
2015	Chattanooga (SOU)	8-3	3.08	15	15	1	1	0	90.2	77	32	31	6	5	24	0	92	0	0	.232
	Rochester (INT)	6-2	2.62	12	12	0	0	0	75.2	59	24	22	6	6	14	0	83	4	1	.212
2016	Rochester (INT)	10-5	2.51	17	17	1	0	0	111.1	74	39	31	8	3	36	0	125	3	0	.191
	MINNESOTA (AL)	3-7	8.02	14	14	0	0	0	58.1	74	56	52	12	5	35	0	49	1	0	.310
2017	Rochester (INT)	3-0	1.13	6	6	0	0	0	39.2	24	8	5	2	0	8	0	39	0	0	.169
	MINNESOTA (AL)	14-8	3.89	26	25	0	0	0	145.2	131	71	63	15	13	48	0	139	7	1	.239
2018	MINNESOTA (AL)	12-11	3.84	32	32	2	1	0	192.1	159	83	82	25	13	61	1	202	2	0	.222
2019	MINNESOTA (AL)	14-8	3.68	32	32	1	0	0	200.1	194	94	82	26	9	51	0	195	8	1	.251
2020	MINNESOTA (AL)	5-4	4.00	12	12	0	0	0	63.0	57	28	28	8	3	26	0	68	5	0	.238
2021	MINNESOTA (AL)	7-5	3.48	20	20	1	0	0	121.2	95	53	47	14	8	32	0	126	3	0	.213
	TORONTO (AL)	5-4	3.58	12	12	0	0	0	70.1	64	30	28	8	7	13	0	78	0	0	.238
	2 TEAMS	12-9	3.52	32	32	1	0	0	192.0	159	83	75	22	15	45	0	204	3	0	.223
2022	TORONTO (AL)	12-7	5.23	32	32	0	0	0	172.0	199	103	100	29	11	45	0	149	3	0	.288
2023	TORONTO (AL)	11-12	3.65	32	32	0	0	0	189.2	173	82	77	25	9	52	3	184	4	1	.241
2024	TORONTO (AL)	16-11	3.80	32	32	1	0	0	192.1	168	79	77	31	13	54	1	153	1	0	.235
Minor Totals		49-25	2.77	105	98	4	2	4	591.2	472	217	182	35	30	164	0	628	27	6	.218
MAJOR TOTALS		99-77	4.07	244	243	5	1	0	1405.2	1314	679	636	193	91	417	5	1343	34	3	.245

ALL-STAR GAME RECORD

Year	Club and Opp.	W-L	ERA	G	GS	CG	ShO	SV	IP	H	R	ER	HR	HB	BB	IBB	SO	WP	BK	AVG
2018	AL at WAS	0-0	0.00	1	0	0	0	0	1.0	0	0	0	0	0	1	0	0	0	0	.000
2019	AL at CLE	0-0	0.00	1	0	0	0	0	1.0	1	0	0	0	0	0	0	2	0	0	.250
TOTALS		0-0	0.00	2	0	0	0	0	2.0	1	0	0	0	0	1	0	2	0	0	.143

WILD CARD RECORD

Year	Club and Opp.	W-L	ERA	G	GS	CG	ShO	SV	IP	H	R	ER	HR	HB	BB	IBB	SO	WP	BK	AVG
2017	MIN vs. NYY	0-1	9.00	1	0	0	0	0	3.0	5	3	3	1	0	0	0	4	0	0	.357
2020	MIN vs. HOU	0-0	1.80	1	1	0	0	0	5.0	2	1	1	0	0	2	0	4	0	0	.118
2023	TOR vs. MIN	0-1	3.00	1	1	0	0	0	3.0	3	1	1	0	0	1	0	5	0	0	.273
TOTALS		0-2	4.09	3	2	0	0	0	11.0	10	5	5	1	0	3	0	13	0	0	.238

DIVISION SERIES RECORD

Year	Club and Opp.	W-L	ERA	G	GS	CG	ShO	SV	IP	H	R	ER	HR	HB	BB	IBB	SO	WP	BK	AVG
2019	MIN vs. NYY	0-0	2.25	1	1	0	0	0	4.0	4	3	1	0	0	3	0	6	0	0	.250

WORLD BASEBALL CLASSIC RECORD

Year	Country	W-L	ERA	G	GS	CG	ShO	SV	IP	H	R	ER	HR	HB	BB	IBB	SO	WP	BK	AVG
2013	Puerto Rico	0-1	18.00	2	0	0	0	0	2.0	5	4	4	0	1	1	1	1	0	0	.500
2017	Puerto Rico	1-0	8.10	2	1	0	0	0	6.2	3	6	6	2	1	2	0	10	0	0	.130
2023	Puerto Rico	0-1	45.00	1	1	0	0	0	1.0	5	6	5	1	0	2	0	1	0	0	.556
TOTALS		1-2	13.97	5	2	0	0	0	9.2	13	16	15	3	2	5	1	12	0	0	.310

TRANSACTIONS

- Selected by the Minnesota Twins in the 1st round (32nd overall) of the 2012 First-Year Player Draft
- Traded to the Toronto Blue Jays in exchange for INF Austin Martin and RHP Simeon Woods Richardson on July 30, 2021

GAME HIGHS

ML Debut	April 27, 2016 vs. CLE	ER Allowed	9 – Aug. 6, 2019 vs. ATL
Innings Pitched:		HR Allowed	3 – 9x, last: June 22, 2024 at CLE
Starter	9.0 – 2x, last: June 7, 2018 vs. CWS	Low Hit CG	3 – 2x, last: April 25, 2024 at KC
Reliever	1.1 – Sept. 29, 2017 vs. DET	Last Win	Sept. 14, 2024 vs. STL
Walks:		Last Save	None
Starter	6 – 2x, last: July 23, 2024 vs. TB	Last CG	April 25, 2024 at KC
Reliever	0 – Sept. 29, 2017 vs. DET	Last ShO	April 1, 2018 at BAL
Strikeouts:		Last Start	Sept. 27, 2023 vs. NYY
Starter	13 – 2x, last: July 12, 2022 vs. PHI	Last Relief App.	Sept. 29, 2017 vs. DET
Reliever	1 – Sept. 29, 2017 vs. DET	Longest Win Streak	7G – Aug. 9-Sept. 4, 2024
Hits Allowed	12 – May 13, 2019 vs. LAA	Longest Losing Streak	6G – Aug. 6-Sept. 16, 2016
		Scoreless Innings Streak	21.2 – April 25-25, 2024

Statcast Data

	2024	Career
Strikeout %:	19.5	22.7
Walk %:	6.9	7.1
Hard Hit %:	41.8	36.7
Fastest Pitch:	<u>98.0 MPH</u>	July 7, 2024 at SEA



MILESTONES

Category	Date	Opponent	Notes
Start	1 April 27, 2016	Cleveland	L - 4.0 IP, 6H, 5ER, 0HR, 2BB, 5K
	100 Sept. 10, 2019	Washington	W - 7.0 IP, 2H, 0ER, 0HR, BB, 4K
	200 July 24, 2023	at Los Angeles (NL)	ND - 5.0 IP, 5H, 2ER, HR, 4BB, 3K
Win	1 May 2, 2016	at Houston	5.1 IP, 3H, 2ER, 5BB, 8K
ShO (1)	1 April 1, 2018	at Baltimore	9.0 IP, 3H, 1BB, 6K
10+ Strikeout Games (17)			
	17 July 7, 2024	at Seattle	10 strikeouts

PROFESSIONAL CAREER:

MINORS:

- In 2012, named Twins Minor League Pitcher of the Month for August, going 3-0, 0.90 ERA (2 ER/20.0 IP) with 29 strikeouts and nine hits allowed in four starts.
- Ranked 6th-best prospect in Twins organization by Baseball America entering 2013 season.
- Named a 2013 Midwest League Mid-Season All-Star...Named 90th best prospect in baseball by MLB.com and 75th best by Baseball Prospectus.com entering 2014.
- In 2014, was named Florida State League Mid- and Post-season All-Star...Started for the World Team in the SiriusXM Futures Game July 13 at Target Field, pitching 1.0 perfect inning...Combined to go 12-8, 2.76 ERA (43 ER/140.0 IP) with 140 strikeouts and 38 walks in 25 starts between all three stops...Recipient of the Jim Rantz Award as Twins Minor League Pitcher of the Year.
- In 2015, named Southern League Midseason All-Star while pitching for Chattanooga...Started for the World Team in the SiriusXM Futures Game for the second straight season, July 12 at Great American Ball Park, pitching 1.0 shutout inning with one walk allowed...Led all of Minor League Baseball in strikeouts and tied for 9th in wins...Named Triple-A All-Star and Minor League All-Star by Baseball America...Recipient of the Jim Rantz Award as Twins Minor League Pitcher of the Year for the second straight season, becoming the 1st back-to-back winner of the award.

2016:

- Made his **MLB debut** in a start April 27 vs. CLE, allowing five runs on six hits in 4.0 innings pitched and was dealt the loss... At 21 years, 336 days, he became the youngest Twins pitcher to debut as a starter since **Pat Mahomes** (21 years, 247 days) on April 12, 1992 against TEX.
- Earned his 1st Major League win May 2 at HOU, allowing two runs on three hits in 5.1 innings pitched, with five walks and eight strikeouts.
- Made 14 starts for the Twins throughout the season, going 3-7 with an 8.02 ERA.

2017:

- Became the 3rd Twins pitcher in last 30 years to pitch into the 8th and win each of first two starts (**Brad Radke** in 2001 and **Andrew Albers** in 2013).
- Won six of his first seven decisions from May 13-June 21...According to Elias, became the 2nd Twins pitcher since 1980 to win at least six of his first seven appearances in one season (**Brad Radke** in 2001)...Became the 1st pitcher in franchise history (1901-present) to win six games that early in the calendar year after not pitching in the majors in April.
- Went 9-1 with a 2.41 ERA (18 ER/67.1 IP) in 11 home games (10 starts) and 5-7, 5.17 ERA (45 ER/78.1 IP) in 15 road starts...Held right-handed hitters to a .222 batting average and left-handers to a .260 average.
- Pitched in relief in AL Wild Card Game October 3 at NYY, allowing three runs on five hits in 3.0 innings pitched and was dealt the loss.

2018:

- Reached 200 strikeouts for the season, the 21st time in club history for a pitcher to do so (8th different pitcher), and the first Twin to reach 200 strikeouts since **Francisco Liriano** in 2010 (201)...Finished with 202 strikeouts, the most for a Twin since **Johan Santana** had 235 in 2007.
- Led the Twins in wins (12), complete games (2), and strikeouts (202)...Tied for 1st in starts (32) and ranked 2nd in innings pitched (192.1).
- Given Joseph W. Haynes Award for Twins Pitcher of the Year, voted on by the Twin Cities Chapter of the BBWAA...Also awarded the Carl R. Pohlad Community Service Award.
- Made his season debut on April 1 at BAL, pitching his 1st career complete game shutout, allowing three hits with one walk and six strikeouts.
- Went 9-7 with a 3.68 ERA (52 ER/127.1 IP) in 20 starts pre-All-Star Break and was selected to his 1st All-Star Game where he pitched 1.0 hitless inning with a walk.

2019:

- Was the Opening Day starter on March 28 vs. CLE, pitching 7.2 scoreless innings with two hits allowed, one walk, and 10 strikeouts...Set a club record for strikeouts by an Opening Day starter, surpassing the previous high of eight done by **Brad Radke** (1996), **Bert Blyleven** (1975), and **Dean Chance** (1968).
- Named to the American League All-Star team for the 2nd straight season...Tossed 1.0 frame with one hit and two strikeouts.
- Set the Twins club record for most strikeouts (559) through first 100 career games, surpassing **Bert Blyleven**, who struck out 553 through 100.
- Made 1st career postseason start (2nd appearance) in Game 1 of the ALDS at NYY on Oct. 4, allowing three runs (one earned) on four hits with three walks and six strikeouts in 4.0 innings.

2020:

- Named the Twins' Opening Day starter for 2nd straight year and the 2nd time in his career.
- Went 4-1 with a 2.57 ERA (8 ER/28.0 IP) in Interleague Play...The four wins were tied for the most in the majors, and the most by a Twin since **Phil Hughes** had four in 2014.
- Led the club in games started (12), while ranking 2nd in innings pitched (63.0), quality starts (4), and pitching WAR (1.1).
- Started Game 2 in AL Wild Card Sept. 30 vs. HOU, allowing one run on two hits in 5.0 innings pitched with two walks and four strikeouts as the Twins lost, 3-1.



2021:

- His 3.52 ERA was 5th best in the AL while his 192.0 innings pitched ranked 2nd.
- Set a career high with 204 strikeouts, good for 5th in the AL.
- His overall opponents' average of .223 ranked 4th in the AL...Kept right-handed hitters to .193 (71-for-368), 9th in the AL.
- His five defensive runs saved were tied for the 3rd most among all pitchers (**Dallas Keuchel** - 12, **Max Fried** - 6)...His three pickoffs were tied for tops in the AL and tied for 8th most in MLB.
- Went 5-4 with a 3.58 ERA in his 12 starts for the Blue Jays.
- Made his season debut and earned the win on April 3 at MIL with 6.0 hitless innings...Struck out **12 batters** without issuing a walk...The 12 strikeouts matched **Camilo Pascual** (April 14, 1961) for most K's by a Twins starting pitcher in his season debut.
- Fanned **Seth Brown** for his **700th career strikeout** in the 5th inning on May 15 vs. OAK...Became the 15th Twin to reach 700 strikeouts and the 28th Twin to reach 700.0 innings pitched.
- Picked up the win on June 12 vs. HOU with 7.0 innings and two runs allowed...Was his 32nd career victory at Target Field, tied with former Twin **Kyle Gibson** for most in the ballpark's history.
- Took a no-decision on July 11 vs. DET, working 7.0 innings and allowing four runs on three hits (4BB, 8K) in a game the Twins ultimately won in extra innings, 12-9...Worked at least 7.0 innings in back-to-back starts for the first time since Sept. 10-16, 2019.
- Shouldered his 4th loss of the season on July 19 at CWS in the 2nd game of a doubleheader, despite recording his 4th career complete game in a 5-3 Twins loss...Tossed 6.0 innings, allowing five runs on four hits (3 HR) with a walk and eight strikeouts...Gave him three straight starts of at least eight punchouts in the same season for the 3rd time in his career (last: Sept. 14-28, 2018).
- Made his last start for the Twins on July 24 vs. LAA, throwing 7.0 innings with two unearned runs on three hits with four strikeouts and no walks...Was his 2nd ER-free start of 2021 (April 3 at MIL).
- Acquired by Toronto from Minnesota on July 30 in exchange for **Austin Martin** and **Simeon Woods Richardson**.
- Won his Blue Jays debut on Aug. 1 vs. KC, throwing 6.0 scoreless innings with five hits, a walk, three hit batters, and **seven strikeouts**...Became the 13th player all-time to throw 6.0+ scoreless innings in his Blue Jays debut.
- Took a no-decision in Game 2 of a doubleheader on Aug. 7 vs. BOS...Threw 6.0 innings of one-run ball with five hits, no walks, and six strikeouts...Over his last three starts, held a 0.47 ERA (1 ER/19.0 IP) with 13H, 1BB, and 17K.
- Picked up his 2nd win as a Blue Jay on Aug. 29 at DET, giving up an unearned run and six hits over 7.1 frames with no walks and 11 strikeouts...Became the 3rd player in franchise history to go 7.0+ IP with 0ER, 0BB, and 11+ K's in a start, joining **Rogers Clemens** (2x) and **Chris Carpenter**.
- Bested his former mates on Sept. 19 in his 1st meeting with the Twins since being traded to the Blue Jays on July 30...Gave up three runs on four hits over 6.2 innings with a walk and six strikeouts.
- Named 2021 Pitcher of the Year for the Twins, going 7-5 in 20 starts with a 3.48 ERA...Accepted the award at a ceremony while in Minneapolis.
- Took the no-decision on Sept. 29 vs. NYY, giving up three runs on four hits over 6.0 innings with no walks and seven strikeouts...Marked his 7th straight quality start, and his 9th in 12 outings with Toronto.

2022:

- Played his 1st full season as a Blue Jay...The team went 23-9 in his 32 starts.
- Made his 3rd career Opening Day start on April 8 vs. TEX...Lasted 0.1 innings while surrendering four runs on three hits with a pair of walks and a hit batter, marking the shortest outing of his career.
- Earned his 1st win and 1st quality start of the year on April 20 at BOS, tossing 6.0 innings of one-run ball.
- Picked up his 2nd win of the year on April 30 vs. HOU...Tossed 5.2 innings of one-run ball, giving up seven hits and a pair of walks with five strikeouts...The Blue Jays had won each of his first five starts of the season.
- Landed his 3rd win of the year on May 17 vs. SEA...Pitched into the 8th inning for the 2nd time, finishing with 7.0+ scoreless frames (6H, 2BB, 4K)...Was his 1st scoreless outing of the season and his 3rd quality start.
- Earned his 4th win on June 4 vs. MIN, tossing 7.0 innings of two-run ball with the only damage coming off a two-run homer from the 3rd batter of the game...Gave up just three hits on the day with a pair of walks and a career-high **13 strikeouts** (12K, 2x)...The 13 punchouts were the most by a Blue Jay hurler since **Robbie Ray's** 13 K's on Sept. 15, 2021 vs. TB.
- Improved to 5-2 on June 10 at DET, throwing a season-high 8.0 innings of one-run ball.
- Picked up his 7th win of the year on July 12 vs. PHI...Surrendered three runs on six hits over 6.0 innings with no walks while tying a career high with **13 strikeouts**, also doing so earlier in the season (June 4 vs. MIN)...Became the 3rd pitcher in franchise history to strike out at least 13 batters without walking any, joining **Roger Clemens** (4x) and **Robbie Ray** (2x)...Induced a season-high 20 swing-and-misses, one off his career high set on June 17, 2019 vs. BOS.
- In six July starts, went 3-0 with a 3.00 ERA (12 ER/36.0 IP), seven walks, and 42 strikeouts.
- The Blue Jays won each of his 13 home starts from Sept. 19, 2021-July 31, 2022, passing **Roy Halladay** (12G from May 31, 2007-April 6, 2008) for the longest streak in franchise history.
- Reached 1,000 career innings after **striking out Taylor Walls** to end the 2nd inning on Sept. 12 vs. TB...Became the 6th pitcher born in Puerto Rico to reach the milestone before the age of 29.
- Took the loss on Sept. 27 vs. NYY but fanned **Aaron Hicks** in the 4th inning for his **1,000th career punchout**...Became the 5th Puerto Rican-born player to reach 1,000 strikeouts and the fastest to reach the milestone, doing so in 179 games (2nd: **Javier Vázquez** - 182 games).
- Earned his 12th win on Oct. 3 at BAL with 6.0 innings of one-run ball...Equalled his 2021 totals with 32 starts, 12 wins, and 17 quality starts.

2023:

- Ranked 9th among AL pitchers in innings pitched (189.2), 10th in ERA (3.65), and 12th in strikeouts (184).
- Has made exactly 32 starts in each of the last five full seasons.
- Won his 1st career Gold Glove Award...Recorded a career-high 26 assists while keeping a .953 fielding percentage.
- Worked 7.0 shutout frames on April 25 vs. CWS, scattering four singles and a walk to go with nine strikeouts...Completed 7.0 innings in consecutive starts for the 13th time in his career (last: 3G from June 4-15, 2022).
- Pitched 5.2 frames of shutout ball on May 28 at MIN (4H, 5BB, 5K)...Became the winningest pitcher in Target Field history, earning his 33rd career victory to break a tie with **Kyle Gibson**, who later matched Berrios with his 33rd win on July 9.
- Improved to 7-4 on the year on June 14 at BAL, taking a no-hitter into the 7th inning before allowing a leadoff single to **Adley Rutschman**...Marked the longest no-hit bid by a Blue Jay since **Ross Stripling** also tossed 6.0 hitless innings on Aug. 17, 2022 vs. BAL...Finished the game with a season-high 7.2 innings of shutout ball (3H, BB, HBP, 5K)...Improved to a perfect 10-0 lifetime against the O's (13 starts), joining **Jon Lester** (14-0) and **Red Faber** (12-0) as the only pitchers in MLB history to win each of his first 10 career decisions against Orioles/Browns franchise.





BERROA STEWARD

37

OUTFIELDER

BIRTHDATE June 5, 1999
 OPENING DAY AGE 25
 BIRTHPLACE Santo Domingo, DR
 RESIDENCE Santo Domingo, DR
 INSTAGRAM @stewardberroa

BATS/THROWS S/R
 HEIGHT/WEIGHT 5-10/190
 CONTRACT STATUS signed thru 2025
 M.L. SERVICE 0.075
 OPTIONS USED 1 of 3

PERSONAL:

- Steward Berroa.
- Grew up enjoying watching **Derek Jeter** and **Jose Reyes**.
- Signed with the Blue Jays as a 17-year old international free agent in 2016.
- Across his seven professional seasons, has appeared defensively at all three outfield positions as well as second base.
- Over a four-season stretch from 2021-24, racked up 192 stolen bases across both the major and minor leagues, the fifth-most among all professional players over that span, and one more than his current Blue Jays teammate **Jonatan Clase**.

LAST SEASON:

- Between the Majors and Triple-A, hit .269 (80-for-297) with 10 doubles, three triples, 10 home runs, 48 RBI, 40 stolen bases, a 12.5% walk rate, a 24.6% strikeout rate, a .366 OBP, a .348 wOBA, and a .791 OPS.
- Selected to the Major League roster for the first time on June 23.... Made his MLB debut on June 23 at CLE, entering in the 9th as a CF....Recalled to the MLB roster on July 3 & Sept. 17.
- Recorded his [first career MLB hit](#) on July 27 vs. TEX with a double off RHP **Dane Dunning** in the 6th inning.
- On Aug. 12 at LAA, notched a career-high three walks, the first Blue Jays nine-hole hitter to walk three times in a single game since **Richard Urena** on Sept. 3, 2017 at BAL.
- Recorded singles in the 2nd and 7th innings on Sept. 29 vs. MIA, finishing the game 2-for-4, his [first career multi-hit game](#).
- In 79 games with Triple-A Buffalo this season, hit .281 (73-for-260) with nine doubles, three triples, 10 home runs, 47 RBI, 35 walks, 34 stolen bases, a .371 OBP, and an .825 OPS...At the time of his recall on July 3, led the International League with 30 stolen bases.
- Played in 17 games at MLB Spring Training, recording three total hits with a home run and five RBI.

Bold – career high; Red – league high

Year	Club and League	AVG	G	AB	R	H	2B	3B	HR	RBI	BB	IBB	SO	SB	CS	OBP	SLG	OPS	SH	SF	HBP
2017	Blue Jays (DOSL)	.261	54	188	37	49	3	7	1	22	25	0	49	20	12	.352	.367	.719	2	3	3
2018	Blue Jays (GULF)	.282	39	142	30	40	9	1	0	11	23	0	36	17	6	.386	.359	.745	1	0	1
2019	Bluefield (APPY)	.236	50	161	25	38	7	1	2	13	28	0	54	14	5	.349	.329	.678	0	0	0
2021	Dunedin (LASE)	.245	82	278	60	68	12	5	7	37	50	0	76	55	9	.361	.399	.760	3	1	1
	New Hampshire (AANE)	.300	3	10	2	3	1	0	0	3	0	0	2	3	0	.273	.400	.673	0	1	0
2022	Vancouver (NORW)	.219	60	215	46	47	11	6	6	22	33	1	67	40	7	.331	.409	.740	1	2	4
	New Hampshire (EL)	.182	21	55	6	10	0	1	1	5	5	0	17	7	0	.250	.273	.523	0	0	0
2023	New Hampshire (EL)	.272	103	324	64	88	21	2	7	35	57	0	106	43	10	.380	.414	.794	9	4	2
	Buffalo (IL)	.156	22	45	8	7	3	0	0	8	7	0	13	4	0	.283	.222	.505	1	0	1
2024	TORONTO (AL)	.189	28	37	7	7	1	0	0	1	8	0	14	6	2	.333	.216	.549	0	0	0
	Buffalo (IL)	.281	79	260	54	73	9	3	10	47	35	0	71	34	8	.371	.454	.825	1	1	3
Minor Totals		.252	513	1678	332	423	76	26	34	203	263	1	491	237	57	.356	.389	.745	18	12	15
MAJOR TOTALS		.189	28	37	7	7	1	0	0	1	8	0	14	6	2	.333	.216	.549	0	0	0

TRANSACTIONS

- Signed by the Toronto Blue Jays as an international free agent on July 4, 2016

GAME HIGHS

ML Debut	June 23, 2024 at CLE	Stolen Bases	2 – July 29, 2024 at BAL
Runs	2 – July 29, 2024 at BAL	Last ML Home Run	None
Hits	2 – Sept. 29, 2024 vs. MIA	Longest Hitting Streak	2G – 2x, last: Aug. 26-Sept. 29, 2024
Home Runs	None	Longest On-Base Streak	2G – 3x, last: Aug. 26-Sept. 29, 2024
RBI	1 – July 29, 2024 at BAL	Longest Hitless Streak	6AB – July 14-25, 2024

MILESTONES

Category	Date	Opponent	Pitcher	Notes
Hit	1 July 27, 2024	Texas	Dunning	Double
RBI	1 July 29, 2024	at Baltimore	Povich	Single, 1R
Stolen Base	1 July 19, 2024	Detroit	Foley	2nd base
			C-Kelly	





PROFESSIONAL CAREER:

MINORS:

- Made his professional debut in 2017, appearing in 54 games for the DSL Blue Jays while hitting .261 (49-for-188) with 11 extra-base hits and 22 RBI (.352 OBP).
- Spent the 2018 season with the Rookie-level Blue Jays, going 40-for-142 (.282) over 39 contests.
- In 2019, appeared in 50 games for Rookie-level Bluefield, hitting .236 (38-for-161) with 10 extra-base hits and 13 RBI.
- Did not play in 2020 due to the cancelled Minor League season.
- Spent the majority of the 2021 campaign with Single-A Dunedin (82G) before playing a trio of contests with Double-A New Hampshire...Combined to hit .247 (71-for-288) with 13 doubles, five triples, seven homers, and 40 RBI...His 58 steals ranked 3rd among all Minor League hitters, trailing only **Jayce Easley** (70) and **Eddy Diaz** (59)...Named a Dunedin postseason all-star.
- In 2022, played 60 games for High-A Vancouver before receiving a midseason call up to New Hampshire for 21 contests... Combined to hit .211 (57-for-270) with 11 doubles, seven triples, seven homers, 27 RBI, and 47 stolen bases.
- Began the 2023 season with Double-A New Hampshire, playing 103 games for the FisherCats before earning a promotion to Triple-A Buffalo in August (22G)...Combined to hit .257 (95-for-369) with 24 doubles, two triples, seven home runs, and 43 RBI...His .758 OPS on the year was the highest of his career (.757 in 2021).
- Stole 47 bases on the season, trailing only **Cam Eden** (53) for the most among Blue Jays farmhands...Has swiped at least 47 bags in each of his last three seasons, racking up an organization-high 152 steals over that span (2nd: Eden - 119).

Career-Highs - Statcast		
	Speed/Distance	Date
Hardest Hit Ball:	101.9 MPH	Aug. 17, 2024 at CHC
Farthest Hit Ball:	370 ft	July 14, 2024 at ARI
Top Sprint Speed:	30.2 ft/s	July 27, 2024 vs. TEX





NON-ROSTER

BETHAN COURT CHRISTIAN

60
CATCHER

BIRTHDATE September 2, 1991
OPENING DAY AGE 33
BIRTHPLACE Panama City, Panama
RESIDENCE Panama City, Panama
INSTAGRAM @christianbeth2702

BATS/THROWS R/R
HEIGHT/WEIGHT 6-3/235
CONTRACT STATUS signed thru 2025
M.L. SERVICE 5.023
OPTIONS USED 3 of 3

PERSONAL:

- Christian Gabriel Bethancourt.
- Entering the 2025 season, his 35 career MLB homers are 13th most among Panama-born players.
- At the Major League level, has appeared defensively as a catcher, first baseman, second baseman, third baseman, left fielder, and right fielder, while pitching on 11 occasions.
- Owns a 17-acre farm with his brother-in-law in Panama.

LAST SEASON:

- Split the season between Miami (38 games) and the Cubs, batting .209 (29-for-139) with seven doubles, five homers, 22 RBI and a .608 OPS.
- Was signed by the Cubs to a minor league contract July 4 and selected to the major league roster July 26...Made his Cubs debut on July 28 at KC.
- Recorded a 35.3% caught-stealing rate (6-for-17) as a member of the Cubs...Since making his Chicago debut on July 28 at KC, his 35.3% caught-stealing rate ranked fifth among major league catchers.
- On Aug. 28 at PIT, went 3-for-5 with a double, a homer, and a **career-high seven RBI**...His three runs scored were also a career high and his three hits tied a career high...Became the sixth Cubs catcher (since 1901) to record at least seven RBI in a game, and first since 2018 (**Willson Contreras**)...His seven RBI in a game were the most by any Cubs player this year and tied for the most by a major league catcher.
- From Aug. 2-28, he went 8-for-19 (.421) with six of his eight hits being extra-base hits (three doubles, three home runs)...During that stretch he posted a .450 OBP, a 1.053 slugging percentage, and a 1.503 OPS.

Bold – career high; Red – league high

Year	Club and League	AVG	G	AB	R	H	2B	3B	HR	RBI	BB	IBB	SO	SB	CS	OBP	SLG	OPS	SH	SF	HBP
2008	DOL Braves (DOSL)	.267	34	116	12	31	6	3	0	17	11	0	25	1	0	.328	.371	.699	0	3	1
2009	GULF Braves (GULF)	.284	32	116	22	33	9	1	2	19	11	0	22	7	0	.344	.431	.775	0	3	1
	Danville (APPY)	.260	14	50	10	13	5	0	2	8	6	0	16	1	1	.339	.480	.819	0	0	0
2010	Rome (SALL)	.251	108	399	31	100	19	2	3	34	14	1	62	11	3	.276	.331	.607	0	5	2
2011	Rome (SALL)	.303	54	221	25	67	10	3	4	33	8	0	27	6	3	.323	.430	.753	0	5	1
	Lynchburg (CARL)	.271	45	166	11	45	6	0	1	20	3	0	35	3	2	.277	.325	.602	2	4	0
2012	Mississippi (SOUL)	.242	71	269	30	65	5	1	2	26	11	0	45	8	6	.274	.290	.564	4	3	2
2013	ATLANTA (NL)	.000	1	1	0	0	0	0	0	0	0	0	1	0	0	.000	.000	.000	0	0	0
	Mississippi (SOUL)	.277	90	358	42	99	21	0	12	45	16	1	57	11	7	.305	.436	.741	5	7	2
2014	ATLANTA (NL)	.248	31	113	7	28	3	0	0	9	3	0	26	1	1	.274	.274	.548	0	0	1
	Gwinnett (IL)	.283	91	343	33	97	17	1	8	48	13	0	61	7	1	.308	.408	.716	1	6	2
2015	ATLANTA (NL)	.200	48	155	16	31	8	0	2	12	5	1	33	1	1	.225	.290	.515	0	0	0
	Gwinnett (IL)	.327	52	202	25	66	19	0	4	31	12	2	31	5	0	.359	.480	.839	1	3	0
2016	SAN DIEGO (NL)	.228	73	193	20	44	9	0	6	25	10	0	56	1	2	.265	.368	.633	0	1	0
2017	SAN DIEGO (NL)	.143	8	7	0	1	0	0	0	0	0	0	3	0	0	.143	.143	.286	0	0	0
	El Paso (PCL)	.278	44	18	2	5	1	0	1	2	0	0	6	0	0	.278	.500	.778	0	0	0
2018	Colorado Springs (PCL)	.297	104	391	59	116	22	0	20	71	20	0	76	6	1	.328	.506	.834	0	6	1
2021	Indianapolis (AAAE)	.281	92	331	46	93	18	1	14	60	28	0	73	4	1	.339	.468	.807	0	2	2
2022	OAKLAND (AL)	.249	56	169	23	42	11	0	4	19	10	0	41	1	1	.298	.385	.683	1	0	2
	TAMPA BAY (AL)	.255	45	149	16	38	6	0	7	15	2	0	39	1	0	.265	.436	.701	0	0	0
	2 TEAMS	.252	101	318	39	80	17	0	11	34	12	0	80	5	1	.283	.409	.692	1	0	2
	Las Vegas (PCL)	.263	5	19	3	5	2	0	2	2	2	0	4	0	0	.333	.684	1.017	0	0	0
2023	TAMPA BAY (AL)	.225	104	315	49	71	16	0	11	33	13	0	91	1	0	.254	.381	.635	1	3	0
2024	MIAMI (NL)	.159	38	82	9	13	3	0	2	7	3	0	22	0	0	.198	.268	.466	2	0	1
	CHICAGO (NL)	.281	24	57	9	16	4	0	3	15	2	0	14	3	0	.305	.509	.814	0	0	0
	2 TEAMS	.209	62	139	18	29	7	0	5	22	5	0	36	3	0	.241	.367	.608	2	0	1
	Jacksonville (IL)	.231	3	13	0	3	1	0	0	0	0	0	6	1	0	.231	.308	.539	0	0	0
	Iowa (IL)	.192	7	26	0	5	0	0	0	2	1	0	7	0	0	.222	.192	.414	0	0	0
Minor Totals		.277	846	3038	351	843	161	12	75	418	156	4	553	71	25	.311	.412	.723	13	47	14
MAJOR TOTALS		.229	428	1241	149	284	60	0	35	135	48	1	326	12	5	.259	.362	.621	4	4	4

WILD CARD RECORD

Year	Club and Opp.	AVG	G	AB	R	H	2B	3B	HR	RBI	BB	IBB	SO	SB	CS	OBP	SLG	OPS	SH	SF	HBP
2022	TB vs. CLE	.000	2	5	0	0	0	0	0	0	0	0	3	0	0	.000	.000	.000	0	0	0
2023	TB vs. TEX	.000	1	0	0	0	0	0	0	0	0	0	0	0	0	.000	.000	.000	0	0	0
TOTALS		.000	3	5	0	0	0	0	0	0	0	0	3	0	0	.000	.000	.000	0	0	0

WORLD BASEBALL CLASSIC

Year	Club and League	AVG	G	AB	R	H	2B	3B	HR	RBI	BB	IBB	SO	SB	CS	OBP	SLG	OPS	SH	SF	HBP
2023	Panama	.188	4	16	1	3	0	0	0	1	2	1	5	1	0	.278	.188	.466	0	0	0





HOME RUN BREAKDOWN

ONE GAME											
Total	H	A	2	3	4	GS	LO	XN	IP	PH	RHP
35	22	13	0	0	0	0	0	0	0	2	25

TRANSACTIONS

- Signed by the Atlanta Braves on March 12, 2008
- Traded to the San Diego Padres in exchange for LHP Ricardo Rodriguez and RHP Casey Kelly on Dec. 15, 2015
- On injured list (left intercostal strain) from Aug. 31-Oct. 3, 2016
- Signed by the Milwaukee Brewers on Jan. 8, 2018
- Signed by the Philadelphia Phillies on Jan. 2, 2020
- Signed by the Philadelphia Phillies on Jan. 4, 2021
- Signed by the Pittsburgh Pirates on May 1, 2021
- Signed by the Oakland Athletics on Nov. 25, 2021
- Traded to the Tampa Bay Rays in exchange for RHP Christian Fernandez and OF Cal Stevenson on July 9, 2022
- Claimed off waivers by the Cleveland Guardians on Nov. 6, 2023
- Traded to the Miami Marlins in exchange for cash considerations on Dec. 10, 2023
- On injured list (viral illness) from April 14-24, 2024
- Signed by the Chicago Cubs on July 5, 2024
- Signed by the Toronto Blue Jays on Jan. 23, 2025

GAME HIGHS

ML Debut	Sept. 29, 2013 vs. PHI	Stolen Bases	1 – 12x, last: Sept. 3, 2024 vs. PIT
Runs	3 – Aug. 28, 2024 at PIT	Last ML Home Run	Aug. 28, 2024 at PIT
Hits	3 – 14x, last: Aug. 28, 2024 at PIT	Longest Hitting Streak	9G – Sept. 9-23, 2022
Home Runs	1 – 35x, last: Aug. 28, 2024 at PIT	Longest On-Base Streak	10G – May. 5-31, 2024
RBI	7 – Aug. 28, 2024 at PIT	Longest Hitless Streak	29AB – March 29-April 24, 2024

MILESTONES

Category	Date	Opponent	Pitcher	Notes
Hit	1 June 28, 2014	at Philadelphia	Hollands	Single
Home Run	1 June 6, 2015	Pittsburgh	Worley	1R
Walk-off HR	1 June 6, 2015	Pittsburgh	Worley	1R, 9th inning
Pinch-hit HR	1 May 20, 2016	Los Angeles (NL)	Kazmir	2R, 6th inning
	2 July 15, 2022	Baltimore	Pérez	2R, 6th inning
RBI	1 July 1, 2014	New York (NL)	Matsuzaka	RBI single
Stolen Base	1 Sept. 3, 2014	Philadelphia	Gonzalez	On base
			C-Nieves	

PROFESSIONAL CAREER:

MINORS:

- Began his pro career in 2009...Named Most Valuable Player for the GCL Braves by the Braves Baseball Operations department...Transferred to Rookie-level Danville on Aug 14 and helped them win the Appalachian League title over Elizabethton...Ranked by Baseball America as the No. 6 prospect in the Braves system following the season...Was the No. 1 prospect in the Gulf Coast League.
- In 2010, led Rome with 100 hits in his age-18 season and tied for 2nd on the club with 19 doubles.
- Split the 2011 season between Class-A Rome and Class-A Lynchburg, batting .289/.304/.385 (112x387) with five HR and 53 RBI in 99 games...Hit .306 (22-for-72) with three doubles, five home runs, and 13 RBI in 19 games for the Surprise Saguaros in the Arizona Fall League...Named to the AFL All-Prospect Team and the AFL Rising Stars Game.
- Limited to 71 games in 2012 due to a right hamstring strain and left hand fracture...Named to the SL Midseason All-Star Team...Started at catcher for the World team in the Futures Game in July and Kauffman Stadium...Named to the Braves Organizational All-Star Team by MLB.com...Ranked by Baseball America as the No. 3 prospect in the Braves system following the season...The publication also tabbed him as the Best Defensive Catcher in the SL in its Best Tools survey.

2013:

- Made his Major League debut in the final game of the season, striking out as a pinch-hitter in the 8th inning...Recalled from Double-A Mississippi on Sept. 9 and spent the remainder of the season on the Braves roster.
- Named to the Southern League Midseason and Postseason All-Star teams...Reached base safely via hit or walk in 40 consecutive games from June 13-Aug. 14, setting a Mississippi Braves record...Hit .338/.376/.600 (54-for-160) with 12 doubles, 10 home runs, 27 RBI, and 13 walks over that stretch.
- Was on the Mississippi 7-day IL from April 25-May 7 with a left hamstring strain.
- Played for the World team in the Futures Game, his second-straight selection and was named to the Braves Organizational All-Star Team by MLB.com.
- Ranked by Baseball America as the No. 69 overall prospect in the minors following the season...Was the No. 2 prospect in the Braves system...Named Best Defensive Catcher in the organization for a third straight year.

2014:

- Saw his first extended action over two stints with the Braves (June 28–July 20 and Sept. 2 through the end of the season).
- On June 28 at PHI (G2), made his first career start and singled off **Mario Hollands** in the 6th inning for the first hit of his career.
- Was originally on the World roster for the Futures Game, but did not play due to his call up.
- Named Triple-A Gwinnett Player of the Month for May, batting .271 (23-for-85) with five doubles, one triple, two home runs, and 17 RBI in 23 games.
- Was on the Gwinnett injured list from Aug. 17-24 with a left hand contusion.
- Named to the Braves Organizational All-Star Team by MLB.com.

2015:

- Appeared in 48 games (41 starts) over two stints with the Braves, including his first-career Opening Day roster as the starting catcher...Was on the active roster from Opening Day-June 14 and Aug. 24 through season's end.
- Threw out 42.1% (8 of 19) of attempted base stealers, fifth in the majors (min. 10 attempts).
- On June 6 vs. PIT, his first career homer was a walk-off, a solo shot off **Vance Worley** in the 9th inning...According to Stats LLC, became the second player since the Braves moved to Atlanta in 1966 to hit a walk-off for his first-career homer, joining **Mark DeRosa** on July 21, 2001 vs. MTL.

2016:

- Made his second Opening Day roster in his first season in the Padres organization.
- On May 20 vs. LAD, hit a go-ahead, pinch-hit, two-run homer off **Scott Kazmir** in the 6th inning...Marked the first pinch-hit homer of his career.
- Pitched twice, both in games trailing by nine runs (or more), and combined for 1.2 scoreless frames.
- Placed on the 15-day IL (left intercostal strain) on Aug. 31 and missed the rest of the season.

2017:

- Converted to pitcher and made the Padres Opening Day roster...Outrighted on April 25 and spent most of the season with Triple-A El Paso...Went 3-2 with a 8.21 ERA (38 ER/41.2 IP) in 34 appearances (one start) at the Triple-A level.
- Made four relief appearances with the Padres, yielding nine runs (six ER) in 3.2 IP.
- Hit .143 (1-for-7) in the majors, including .200 (1-for-5) as a pinch hitter.

2018:

- Returned to catching duties as a non-roster invite for the Brewers...Spent the entire season with Triple-A Colorado Springs.
- Tied for second among Brewers minor leaguers with 20 HR...Also ranked among organizational leaders in RBI (71, 3rd), extra-base hits (42, 7th), hits (116, tied for 7th), and runs (59, 9th).
- Threw out 44.2% (19 of 43) of attempted base stealers in 74 games (71 starts) at catcher.
- Named to the Brewers Organizational All-Star Team by MLB.com.
- Played eight games for the Aguilas Cibaenas in the Dominican Winter League.

2019:

- Played for the NC Dinos in the Korean Baseball Organization...Hit .246/.308/.404 (50-for-203) with eight HR and 29 RBI in 53 games.

2020:

- Was not part of the Phillies 60-man player pool and did not play following the cancellation of the minor league season.

2021:

- Entered Spring as a non-roster invite for the Phillies...Released on March 28 and signed by the Pirates to a Minor League deal on April 29.
- Spent the season with Triple-A Indianapolis...Made starts at catcher (27), first base (25), designated hitter (18), and right field (11)...Tied for ninth among Pirates Minor Leaguers with 60 RBI.
- Hit .333/.391/.571 (28-for-84) with five HR and 25 RBI off lefties, compared to .263/.321/.433 (65-for-247) with nine HR and 35 RBI vs. RHP.
- Missed time from Sept. 8-21 with a left hamstring strain...Hit .346 (9-for-26) with four HR and 11 RBI in six games after his reinstatement...On Sept. 26 at Omaha, homered twice and recorded five RBI.

2022:

- Appeared in 100 games and made 84 starts (47 at catcher, 28 at first base, nine at DH) between the Athletics and Rays.
- Was acquired by Tampa Bay on July 9 for two Minor Leaguers...After joining the active roster on July 11, started 40 of the final 77 games, making 35 starts at catcher, four at first base, and one at DH over that span.
- Threw out 41.4% (12 of 29) of attempted base stealers between the two clubs, including 45.0% (9 of 20) after joining the Rays...Min. 40 games, led the AL in eraser rate and ranked 2nd in the Majors behind PHI's J.T. Realmuto (41.5%).
- All four HR with the Athletics came in eight games (six starts) from June 1-12...All seven HR with the Rays came at home, including six from Aug. 18-Sept. 25.
- Hit .314 (22-for-70) with five doubles, three home runs, and eight RBI in his last 21 games (19 starts) from Sept. 2-Oct. 4.
- On April 15 at TOR, entered as a defensive replacement at first base in the 6th inning, his first game in the Majors since April 22, 2017 vs. MIA (with SD), going 1.818 days in between.
- On July 15 vs. BAL, his first homer as a Ray represented the second pinch-hit homer of his career, following May 20, 2016 vs. LAD (with SD).
- According to STATS LLC, became the 10th player to hit his first homer with the Rays as a pinch hitter, first since **Brendan McKay** on Sept. 22, 2019 vs. BOS...The homer went 318 feet, the shortest over-the-fence homer at Tropicana Field (Rays or visitor) in the Statcast era (2015).
- From Aug. 18-23 vs. KC/LAA, homered in three consecutive games for the first time in his career.
- On Aug. 23 vs. LAA, hit a solo homer in the 7th inning, a two-run single in the same frame, and pitched a scoreless 9th on 16 pitches (12 strikes), the eighth pitching appearance of his career...Became the first Ray with two run-scoring hits in the same frame since **Evan Longoria** in the 5th inning on June 25, 2008 at FLA...Became the second position player in franchise history to pitch in a win, joining **Jesús Sucre** on July 3, 2018 at MIA...Struck out **Luis Rengifo** on a 94.4 mph fastball and became the third position player in club history with a strikeout, following **Mike Brosseau** on Aug 14, 2020 at TOR (**Randal Grichuk**) and **Wade Boggs** on Aug 10, 1999 vs. BAL (**Delino DeShields**)...Marked the fastest pitch by a position player to result in a strikeout since LAD's **Drew Butera** (94.9 mph) on May 14, 2014 vs. MIA (**Marcell Ozuna**).
- On Aug. 28 at BOS, pitched a scoreless 9th inning and became the first visiting position player to pitch in a 9-inning win in Fenway Park history (since 1912)...Joined BAL's **Chris Davis** (2.0 IP) in a 9-6, 17-inning win on May 6, 2012 as the only visiting position players to pitch in a winning effort at Fenway Park, regardless of game length.
- On Sep 2 vs. NYY, hit a two-run homer off **Domingo Germán** in the 7th inning and caught a 9-0 shutout on his birthday...Marked the 15th time a Ray homered on his birthday, first since **Brett Phillips** on May 30, 2021 vs. PHI...Was the second catcher in club history to homer on his birthday, joining **Mike Difelice** on May 28, 2000 vs. SEA...Became the second Ray to homer against the Yankees on his birthday, joining **Steven Souza Jr.** (2) on April 24, 2016 in the Bronx...Became the sixth player since Baseball Reference data is available (1901) to homer and catch a shutout on his birthday, joining ATL's **Biff Poceroba** on July 25, 1978 at PHI, OAK's **Dave Duncan** on Sep 26, 1971 vs. MIL, CHW's **Sherm Lollar** on Aug 23, 1959 vs. NYY (G2), PHI's **Andy Seminick** on Sep 12, 1950 vs. STL, and CIN's **Casper Asbjornson** on June 19, 1932 at the Boston Braves...Became the third Panamanian-born player to homer on his birthday, joining CHW's **Carlos Lee** on June 20, 2001 vs. KC and NYY's **Héctor López** on July 8, 1962 at MIN.
- Started both games of the AL Wild Card Series at CLE at catcher and went 0-for-5 with three strikeouts in his first career Postseason.



2023:

- In his second season with the Rays, played in a career-high 104 games, with all 89 of his starts coming at catcher. Also tallied a career high in runs scored (49), walks (13), and tied his career high in homers (11).
- Made his first Opening Day start since April 3, 2017 vs. LAD as a member of San Diego.
- Per Baseball Savant, averaged 85.4 mph on throws to second base, the highest mark among all qualified catchers. His 1.87 pop time to second base led all AL catchers (min. 20 throws to 2B) and was tied for second in the Majors, trailing only J.T. Realmuto (1.83).
- Min. 300 PA, his 56.4 first-pitch swing pct. led the Majors, ahead of TEX Corey Seager (52.0 pct.) and SD Fernando Tatis Jr. (48.9 pct.). Hit .358 (19-for-53) with two triples, two home runs, and nine RBI on the first pitch of an at-bat.
- Hit safely in a season-best eight straight games from April 12-24, batting .400 (12-for-30) with three doubles, three homers, and eight RBI during the span.
- Recorded at least one RBI in a career-high-tying three straight games from April 12-16 (3x; last, Aug. 18-23, 2022).
- Threw out six of 15 (40%) of potential base stealers after the ASB, compared to seven of 41 (17.1%) before the break.
- Homered in back-to-back games (April 14-16 at TOR) for the fifth time in his career.
- Made lone pitching appearance of season on May 23 vs. TOR (0.1 IP, 3 H, 3 ER), marking his 11th career appearance.
- On Sept. 2 at CLE, became the first player in club history to homer on his birthday in back-to-back seasons (2022 vs. NYY).
- Following the conclusion of the regular season, was designated for assignment by Tampa Bay and claimed off waivers by the Guardians.
- Acquired by Miami in exchange for cash considerations on Dec. 10.

Career-Highs - Statcast

	Speed/Distance	Date
Hardest Hit Ball:	<u>113.4 MPH</u>	June 9, 2022 at CLE
Farthest Hit Ball:	<u>445 ft</u>	May 11, 2016 at CHC
Top Sprint Speed:	33.5 ft/s	May 15, 2015 at MIA

BOSTON TEE OFF PARTY

The Toronto Blue Jays had a record-setting night on July 22, 2022 at Fenway Park in Boston. The Blue Jays beat their division rivals by a score of 28-5, setting franchise records in both hits (29) and runs. Additionally, their +23 run differential was also a franchise high for a single game, and nearly doubled their season mark to that point (+24 entering the night). They became the sixth team in the modern era (since 1901) to score at least 28 runs in a single game, two runs shy of the all-time record of 30 runs set by the Texas Rangers on Aug. 22, 2007 at BAL(1). Every starter in the Toronto lineup notched multiple hits and scored multiple runs, the first time that's been done in team history and the fourth time in the modern era.

Naturally, there were plenty of impressive individual efforts on the night. Lourdes Gurriel Jr. went 6-for-7 with a double, five RBI, and three runs scored. He joined Frank Catalanotto as the only players in Blue Jays history with six hits in a single game (May 1, 2004 at CWS (2)). Gurriel Jr. also became the third player in team history with at least five hits and five RBI in a game, joining Roy Howell (5H, 9RBI on Sept. 10, 1977 at NYY) and Yangervis Solarte (5H, 6RBI on May 3, 2018 (1) at CLE).

Raimel Tapia provided the most exciting moment of the night, racing around the bases for an inside-the-park grand slam in the 3rd inning. He joined Junior Felix as the only Blue Jays ever with an inside-the-park grand slam. He finished the game 3-for-7 with a double, a homer, and a career-high six runs driven in.

Danny Jansen crushed a pair of home runs, a three-run shot in the 4th and a two-run blast in the 6th. The backstop notched career-highs in both RBI (6) and runs scored (4). With Jansen and Tapia each recording six RBI, it marked the first time in MLB history a team's number nine hitter and leadoff hitter each drove in six runs in the same game. The team also had three players drive in at least five runs each in a single game for the first time in Toronto history and the ninth time in MLB history (Jansen - 6, Tapia - 6, Gurriel - 5).





BICHETTE BO

11

INFILDER

BIRTHDATE March 5, 1998
 OPENING DAY AGE 27
 BIRTHPLACE Orlando, FL
 RESIDENCE St. Petersburg, FL
 INSTAGRAM N/A

BATS/THROWS R/R
 HEIGHT/WEIGHT 6-0/190
 CONTRACT STATUS signed thru 2025
 M.L. SERVICE 5.063
 OPTIONS USED 0 of 3

PERSONAL:

- Bo Joseph Bichette.
- Son of four-time All-Star **Dante Bichette** who played for California, Milwaukee, Colorado, Cincinnati, and Boston over 14 Major League seasons (1988-2001).
- Played on a Florida Travel Baseball team with former Blue Jays teammates **Forrest Wall** and **Sean Reid-Foley** in 2013.
- Attended Lakewood High School in St. Petersburg, FL.
- Heading into 2018, was ranked as the 8th overall MLB prospect by Baseball America, 14th by MLB, and 19th by Baseball Prospectus.
- Ranked as Toronto's 2nd-best prospect and the 8th overall prospect by Baseball America going into 2019...Ranked 11th overall by MLB and 12th overall by Baseball Prospectus.
- Named Toronto's nominee for the Roberto Clemente Award in 2021 and 2022.
- In February of 2023, built a community partnership to help underserved youth in St. Petersburg known as "St. Pete PAL x Wildwood Baseball Powered by Bo Bichette."

LAST SEASON:

- On injured list with a right calf strain from June 15-24 & July 20-Sept. 16, then again with a right middle finger fracture from Sept. 18 to the end of the season.
- Made four rehab appearances with Triple-A Buffalo, hitting safely in each of them while going 4-for-14 (.286) with a double and two RBI.
- With runners in scoring position, hit .348 (23-for-66) with four doubles, a triple, 24 RBI, and an .847 OPS.
- Went to the opposite field with 42% of balls he put in play on the year, highest in the Majors (min. 240 PA).
- Went on a season-high seven-game hitting streak from April 6-13, batting .333 (9-for-27) with three doubles, a homer, three RBI, and a .975 OPS.
- Launched his [first home run of the year](#) on April 9 vs. SEA with a two-run shot in the 3rd inning...The ball travelled 431 feet and came off the bat at 110.4 MPH, his 3rd farthest-hit and 2nd hardest-hit homer at Rogers Centre in his career.
- On May 20 vs. CWS, recorded his 13th career [four-hit game](#), 4th-most in Blue Jays history...Notched three doubles in a game for the second time in his career (Sept. 10, 2022 at TEX).
- Went deep for the fourth time on the year on May 27 at CWS...[Homered](#) off RHP **Nick Nastrini** for the second time in a span of six days (also May 22 vs. CWS).
- From May 20-29, hit .405 (17-for-42) with three doubles, two homers, 10 RBI, a .619 SLG, and a 1.024 OPS...In the month of May, hit .280 (28-for-100) with seven extra-base hits, 14 RBI, and a .731 OPS.

Bold – career high; Red – league high

Year	Club and League	AVG	G	AB	R	H	2B	3B	HR	RBI	BB	IBB	SO	SB	CS	OBP	SLG	OPS	SH	SF	HBP
2016	GCL Blue Jays (GCL)	.427	22	82	21	35	9	2	4	36	6	0	17	3	0	.451	.732	1.183	0	3	0
2017	Lansing (MID)	.384	70	284	60	109	32	3	10	51	28	0	55	12	3	.448	.623	1.071	0	0	5
	Dunedin (FSL)	.323	40	164	28	53	9	1	4	23	14	2	26	10	4	.379	.463	.842	0	2	2
2018	New Hampshire (EAS)	.286	131	539	95	154	43	7	11	74	48	1	101	32	11	.343	.453	.796	1	5	2
2019	Dunedin (FSL)	.545	4	11	4	6	2	0	0	1	5	0	3	1	0	.688	.727	1.415	0	0	0
	Buffalo (INT)	.275	56	222	34	61	16	2	8	32	19	0	48	15	5	.333	.473	.806	1	1	1
	TORONTO (AL)	.311	46	196	32	61	18	0	11	21	14	0	50	4	4	.358	.571	.929	0	1	1
2020	TORONTO (AL)	.301	29	123	18	37	9	1	5	23	5	1	27	4	1	.328	.512	.840	0	0	0
2021	TORONTO (AL)	.298	159	640	121	191	30	1	29	102	40	0	137	25	1	.343	.484	.828	0	4	6
2022	TORONTO (AL)	.290	159	652	91	189	43	1	24	93	41	0	155	13	8	.333	.469	.802	0	2	2
2023	TORONTO (AL)	.306	135	571	69	175	30	3	20	73	27	0	115	5	3	.339	.475	.814	0	1	2
	Buffalo (IL)	.800	2	5	2	4	0	0	1	3	0	0	0	0	0	.667	1.400	2.067	0	1	0
2024	TORONTO (AL)	.225	81	311	29	70	16	1	4	31	20	1	64	5	1	.277	.322	.599	0	2	3
	Buffalo (IL)	.286	4	14	1	4	1	0	0	2	0	0	2	0	0	.286	.357	.643	0	0	0
Minor Totals		.322	329	1321	245	426	112	15	38	222	120	3	252	73	23	.380	.516	.896	2	12	10
MAJOR TOTALS		.290	609	2493	360	723	146	7	93	343	147	2	548	56	18	.332	.466	.798	0	10	14

ALL-STAR GAME RECORD

Year	League and City	AVG	G	AB	R	H	2B	3B	HR	RBI	BB	IBB	SO	SB	CS	OBP	SLG	OPS	SH	SF	HBP
2021	AL at COL	.000	1	1	0	0	0	0	0	0	0	0	1	0	0	.000	.000	.000	0	0	0
2023	AL at SEA	.000	1	1	0	0	0	0	0	1	0	0	0	0	0	.000	.000	.000	0	1	0
TOTALS		.000	2	2	0	0	0	0	0	1	0	0	1	0	0	.000	.000	.000	0	1	0

WILD CARD RECORD

Year	Club and Opp.	AVG	G	AB	R	H	2B	3B	HR	RBI	BB	IBB	SO	SB	CS	OBP	SLG	OPS	SH	SF	HBP
2020	TOR vs. TB	.000	2	6	0	0	0	0	0	1	1	0	1	0	0	.125	.000	.125	0	1	0
2022	TOR vs. SEA	.250	2	8	1	2	1	0	0	1	1	0	1	1	0	.333	.375	.708	0	0	0
2023	TOR vs. MIN	.500	2	8	1	4	0	0	0	0	0	0	2	0	0	.500	.500	1.000	0	0	0
TOTALS		.273	6	22	2	6	1	0	0	1	2	0	4	1	0	.320	.318	.638	0	1	0



HOME RUN BREAKDOWN

Total	H	A	ONE GAME				GS	LO	XN	IP	PH	RHP	LHP
			2	3	4								
93	41	52	7	1	0		2	3	1	0	0	71	22

TRANSACTIONS

- Selected by the Toronto Blue Jays in the 2nd round of the 2016 First-Year Player Draft
- On injured list (right knee sprain) from Aug. 16-Sept. 12, 2020
- On injured list (right knee patellar tendonitis) from Aug. 1-18, 2023
- On injured list (right quad strain) from Aug. 28-Sept. 7, 2023
- On Injured list (right calf strain) from June 15-24, 2024
- On injured list (right calf strain) from July 20-Sept. 16, 2024
- On injured list (right middle finger fracture) from Sept. 18-end of season

GAME HIGHS

ML Debut	July 29, 2019 at KC	Stolen Bases	2 – 2x, last: May 6, 2021 at OAK
Runs	5 – June 13, 2021 at BOS	Last ML Home Run	May 27, 2024 at CWS
Hits	5 – 3x, last: May 1, 2023 at BOS	Longest Hitting Streak	13G – 2x, last: June 13-28, 2023
Home Runs	3 – Sept. 5, 2022 at BAL (2)	Longest On-Base Streak	21G – June 19-July 18, 2021
RBI	5 – 3x, last: Sept. 5, 2022 at BAL (2)	Longest Hitless Streak	21AB – July 20-24, 2023

MILESTONES

Category	Date	Opponent	Pitcher	Notes
Hit	1 July 29, 2019	at Kansas City	Keller	Single
	500 April 14, 2023	Tampa Bay	Rasmussen	Groundrule Double
Home Run	1 July 31, 2019	at Kansas City	Junis	1R
Multi-HR Game (7)	7 Aug. 9, 2022	at Baltimore	Bradish, Baker	1R, 3R
3-HR Game	1 Sept. 5, 2022 (2)	at Baltimore	Vespi, Zimmermann (2)	3R, 1R, 1R
Grand Slam HR	1 April 25, 2022	Boston	Danish	8th inning
	2 June 22, 2022	at Chicago (AL)	Giolito	4th inning
Leadoff HR	1 Aug. 20, 2019	at Los Angeles (NL)	Kershaw	—
	2 Sept. 5, 2019	at Tampa Bay	Pruitt	—
	3 Sept. 9, 2021	at New York (AL)	Cortes Jr.	—
Walk-off HR	1 Sept. 13, 2019	New York (AL)	Lyons	1R, 12th inning
	2 April 14, 2021	New York (AL)	Green	1R, 9th inning
Extra-Inning HR	1 Sept. 13, 2019	New York (AL)	Lyons	1R, 12th inning
RBI	1 July 31, 2019	at Kansas City	Junis	HR, 1R
Stolen Base	1 Aug. 6, 2019	at Tampa Bay	Roe	3rd base, part of DS
			C-d'Anaud	

PROFESSIONAL CAREER:

MINORS:

- Began his pro career in 2016 with 22 games for the GCL Blue Jays...Batted .427 with a 1.183 OPS while driving in 36 runs en route to a Post-Season All-Star selection.
- Started the 2017 season with Class-A Lansing and slashed .384/.448/.623 over 70 contests...Was a Futures Game Selection and a Mid-Season All-Star.
- Jumped up to Advanced-A Dunedin in July of 2017 and played 40 games there to round out his season...Hit .323 (53-for-164) while with Dunedin, including 14 extra-base hits and 23 RBI.
- His honours at the end of 2017 included MiLB.com Organizational All-Star, Post-Season All-Star, MiLB.com Fans' Choice for Breakout Prospect, MiLB.com Staff Choice for Best Offensive Player, Baseball America Minor League All-Star, Baseball America Low Class-A All-Star, Midwest League MVP, and Midwest League Prospect of the Year.
- Played his entire 2018 campaign for Double-A New Hampshire...Slashed .286/.343/.453 with 61 extra-base hits and 32 steals over 131 games...Named an Eastern League Mid-Season All-Star and was a Futures Game Selection...Started at shortstop and went 1-for-3 to help the U.S. Futures to a 10-6 victory.
- Ranked 1st in the Eastern League in hits (154), 1st in doubles (43), 1st in runs (95), 1st in total bases (244), T-1st in triples (7), 2nd in steals (32), T-5th in RBI (74) and 10th in batting average (.286)...Batted .346 (9-for-26) in six playoff games, including a double, two RBI and three stolen bases as the Fisher Cats claimed the Eastern League Championship.
- At the end of the season, was named an Eastern League Post-Season All-Star and an MiLB.com Organizational All-Star.

2019:

- Became the 1st player in team history to start his career with a hitting streak of 11 games, ahead of **Jesse Barfield** (8G in 1981) and **Ryan Goins** (8G in 2013)...Was also the 3rd longest by a player 21 years old or younger to begin a career, behind **Rocco Baldelli** (13G in 2013) and **Eddie Murphy** (12G in 1912)...Hit .408 (20-for-49) with nine doubles and four homers over that 11-game stretch.
- Went 16-for-42 (.381) when leading off the 1st inning (5-2B, 2HR, 3BB)...His .381 AVG in such at-bats led the Majors (min. 40 PA) and was the 7th highest by a rookie dating back to 1974 (when leadoff stats were first recorded)...His 1.065 OPS leading off for his team was 3rd highest that season and 3rd highest by a rookie all-time (courtesy STATS).



- The 17-game on-base streak to start his career was the longest in team history (**Aaron Hill** - 9G in 2005) and tied for the 2nd longest all-time to begin a career by a player 21 or younger (**Rocco Baldelli** - 24G in 2003; **Bill Russell** - 17G in 1969).
- His 29 extra-base in his first 43 games tied **Ryan Braun** (2007) for the 2nd most ever in a player's first 43 career games, trailing only **Joe DiMaggio** (31 in 1936).
- Had his contract selected from Triple-A Buffalo on July 29 and made his **MLB debut** that night at KC...**Singled** in his 1st at-bat, becoming the 33rd player in team history to pick up a hit in his 1st career AB.
- Hit his **1st home run** off of **Jakob Junis** on July 31 at KC, doing so at 21 years and 148 days old to become the youngest player in team history to homer from the leadoff spot...Also doubled and singled for his 1st **three-hit game**...Tied a team record with six hits in his first three career games (5th time).
- Connected for his **2nd home run** on Aug. 4 at BAL, batting ahead of **Cavan Biggio**, forming the 1st set of rookie back-to-back home runs in team history.
- On Aug. 5 at TB, **homered** again, doing so in back-to-back games for the 1st time in his career...Became the 2nd Blue Jay all-time to hit three home runs in his first eight career games, joining **Carlos Delgado** (1993).
- Singled and doubled on Aug. 6 at TB, becoming the 1st player in MLB history to record 10 extra-base hits in his first nine games (7-2B, 3-HR), surpassing **Alvin Davis** (9 in 1984), **Trevor Story** (9 in 2016) and **Pete Alonso** (9 in 2019).
- Recorded his **4th home run** on Aug. 8 vs. NYY...Became the 8th Blue Jay to homer in his Rogers Centre debut.
- Had a **double** in nine straight games from July 31-Aug. 8, surpassing **Derrek Lee** (8G in 2000) and **Yadier Molina** (8G in 2016) for the longest in Major League history.
- His nine-game extra-base hit streak from July 31-Aug. 8 (9-2B, 4-HR) was the longest by a rookie since **Ted Williams** in 1939 (4th rookie all-time to do so).
- Singled twice and doubled twice on Aug. 12 vs. TEX for his 1st career **four-hit game**...Gave him 15 extra-base hits, the most in a player's first 15 career games in MLB history.
- At 21 years and 168 days old on Aug. 20 at LAD, established himself nationally in Los Angeles with two home runs off of **Clayton Kershaw**...Became the youngest Blue Jay all-time to hit a **leadoff home run**...In the 6th inning, hit his **2nd homer** off of **Kershaw** (6th player to ever do so) for his 1st career multi-HR game.
- Finished a triple shy of the cycle on Aug. 24 at SEA and joined **Carlos Delgado** as the only Blue Jays to record eight home runs in their first 25 career games.
- Registered 39 hits in August, the most by a Toronto rookie in any calendar month (**Alex Rios**, **Reed Johnson**, **Steve Stagg**s - 34), and the most by any Blue Jays batter since **Melky Cabrera** had 40 in April of 2014.
- Recorded his 2nd **multi-HR** game on Sept. 5 at TB...Became the 4th Blue Jays rookie to hit two leadoff home runs in a season, joining **Rick Bosetti** (1978), **Reed Johnson** (2003) and **Devon Travis** (2015)...Hit 10 homers in his first 34 MLB games, the most by any Blue Jay (**Carlos Delgado** - 8; **Brett Lawrie** - 8)...His **leadoff home run** came on the 13th pitch, the first leadoff homer in a plate appearance of at least 13 pitches since **Dave Martinez** hit the 15th pitch out for the Expos on June 23, 1989 at CHC...Marked the first Toronto homer on the 13th pitch or more since **Dave Berg** (13) on July 8, 2004 vs. SEA.
- Hit his 1st career **walk-off home run** in the 12th inning off **Tyler Lyons** on Sept. 13 vs. NYY, which was also his 1st career extra-inning home run...At 21 years, 192 days old, became the youngest Blue Jay ever to hit a walk-off homer, ahead of **Wille Canate** (21.219 on July 18, 1993 vs. KC), and the youngest to hit an extra-inning blast, ahead of **Brett Lawrie** (21.230 on Sept. 5, 2001 vs. NYY)...Also singled, doubled and drew a walk as part of a 3-for-5 night.
- Was **hit by a pitch** on Sept. 19 vs. BAL by **Gabriel Ynoa** and missed the remainder of the season due to concussion symptoms.

2020:

- Doubled **twice** on July 30 at WAS, becoming the 6th player in MLB history with 20+ doubles in his first 50 career games.
- Hit his **1st home run** of 2020 on Aug. 6 at ATL...Was his 12th career homer, reaching the dozen homer mark the fastest in team history (53 games).
- Hit Toronto's **1st home run** at Sahlen Field in Buffalo, NY, on Aug. 11 vs. MIA...Homered in back-to-back games for the 1st time in 2020.
- Set a career high with **five hits** as he homered and singled four times on Aug. 12 vs. MIA...At 22 years old, became the youngest player in team history with a five-hit game, ahead of **Roy Howell** (23 in 1977), and the youngest to homer in three straight games...Also swiped two bases, becoming the only shortstop in the modern era with five hits, a home run and two stolen bases in the same game...The previous MLB player to accomplish such a feat was **Andrew McCutchen** on May 14, 2010 at CHC (5H, 1HR, 2SB).
- Belted a **three-run homer** on Aug. 14 vs. TB, becoming the youngest player in team history to homer in four consecutive games...Became just the 3rd player ever to record 38+ XBH in his first 59 games (**Joe DiMaggio** - 46; **Cody Bellinger** - 38).
- Went seven consecutive games with an extra-base hit and an RBI from Aug. 6-14, the longest streak by a shortstop since 1920 - when RBI became an official stat.
- Placed on the injured list with a right knee sprain from Aug. 16-Sept. 11...Among AL hitters at the time of his injury, ranked 2nd in AVG (.361), 4th in OPS (1.063), and 5th in SLG (.672).
- Strung together a 10-game hitting streak around his IL stint from Aug. 5-Sept. 12 (17-for-40, 2-2B, 5 HR, 11 RBI), one shy of his career best (11G from July 29-Aug. 8, 2019).
- Recorded his **1st career triple** on Sept. 20 at PHI...Also doubled giving him 42 career extra-base hits, tied for 5th most in MLB history by a player in his first 69 MLB games, behind **Joe DiMaggio** (50), **Ted Williams** (44), **José Abreu** (43) and **Bob Meusel** (43).
- Made his postseason debut in Game 1 of the ALWC on Sept. 29 at TB...Drove in Toronto's lone run with a **sac fly** in the 8th inning...Became the 2nd youngest player in franchise history to pick up a playoff RBI (**Junior Felix** - 22 in Game 3 and Game 4 of the 1989 ALCS vs. OAK).

2021:

- Tied for 1st in MLB (Trea Turner) with 58 multi-hit games while finishing 2nd with 191 hits, T-9th with 310 total bases, 15th with a .298 AVG, and T-15th with 102 RBI...His 25 stolen bases were tied for 9th most (1 CS).
- His 121 runs scored were the 2nd most in MLB, trailing only his teammate, **Vladimir Guerrero Jr.** (123).
- Led AL batters with 191 hits.
- Named an All-Star for the 1st time in his career, a reserve at shortstop...Went 0-for-1 while playing 4.0 innings at short.
- Became the only player in MLB history with 30+ HR, 200+ H, 20+ SB, 40+ 2B, 100+ RBI, 100+ R, and a .300 AVG in his first 162 career games.



- Doubled on April 4 at NYY for his [100th career hit](#) in what was his 78th game, setting the franchise record for fewest games to reach 100 career hits (2nd: **Alex Rios** - 85 games).
- Hit his first two home runs of the season on April 6 at TEX, his [3rd career multi-homer game](#)...Gave him a franchise-best 18 homers in his first 80 career games (2nd: **Fred McGriff** - 16)...His 47 XBH tied for 6th most in MLB history by a player in his first 80 games (9th with 187 total bases).
- Recorded a career-high [five RBI](#) on April 10 vs. LAA, tied for the most in a single game by a Blue Jays shortstop (last: **Troy Tulowitzki** - Aug. 10, 2016 vs. TB).
- [Homered twice](#) on April 14 vs. NYY, including his [2nd career walk-off](#) home run in the bottom of the 9th (also: Sept. 13, 2019 vs. NYY)...Was his 2nd multi-homer game of the season and 4th of his career.
- Drilled his [7th home run](#) on April 30 vs. ATL, tied for the most by a Blue Jays shortstop in the month of April (also: **Alex Gonzalez** in 2010)...Homered in consecutive games for the 3rd time in his career.
- Followed a **Marcus Semien** leadoff home run with his [9th longball](#) on May 16 vs. PHI...Marked the 5th time in team history that the first two batters of a game homered (last: **Curtis Granderson** & **Louderes Gurriel Jr.** on July 27, 2018 at CWS).
- Swatted a [home run in both games](#) of the doubleheader on May 27 at NYY, the 12th player in Blue Jays history to do so.
- Set a career high with his [12th homer](#) of the year on June 12 at BOS, eclipsing the 11 bombs he hit in 2019...The blast travelled 468 feet, the farthest hit ball of his career.
- Went 4-for-5 with a walk and five runs scored on June 13 at BOS, becoming the 3rd player in franchise history with a four-hit, five-run game (**Orlando Hudson** - May 13, 2004 vs. BOS; **Josh Donaldson** - May 26, 2015 vs. CWS)...Cranked his [13th longball](#), homering in consecutive games for the 3rd time in 2021 (5th career)...Was his 1st four-hit game of the season.
- Became the fastest player in franchise history to [30 career home runs](#) with a blast on June 15 vs. NYY, doing so in his 140th game (2nd: **Louderes Gurriel Jr.** - 143 games).
- Had a career-long 21 game on-base streak from June 19-July 18 (1)...Went 30-for-86 (.349) with four doubles, two home runs, and 17 RBI over that span.
- Crushed his [20th longball](#) on Aug. 5 vs. CLE, his 10th go-ahead shot of the season...At 23 years of age, became the youngest shortstop in team history to reach the 20-homer mark in a season (2nd: **Tony Batista** - 25 years old in 1999).
- Went 2-for-5 on Aug. 28 at DET with an RBI and his 20th stolen base of the year...Joined **Paul Molitor** (20-for-20 in 1994) as the only Blue Jays ever with 20 straight successful stolen base attempts to start a season.
- Led off the night on Sept. 9 at NYY with his [22nd homer](#), his 1st leadoff bomb of the year (3rd career).
- Hit his [27th](#) and [28th](#) bombs on Sept. 29 vs. NYY, the most in a season by a Toronto shortstop (**Tony Batista** - 26 HR in 1999)...Reached 100 RBI for the 1st time in his career...Was his 3rd multi-homer game of the year and the 5th of his career.
- Went 2-for-3 on Sept. 30 vs. NYY with his 25th stolen base of the year...Became the 3rd player in team history with 25+ SB, 25+ HR, and 100+ RBI in a season, joining **Jose Canseco** (1998) and **Shawn Green** (1998).

2022:

- His 189 hits were the most among AL batters...Became the 1st player in franchise history to lead the AL in hits in multiple seasons (191 in 2021)...Also ranked T-2nd in doubles (43), T-3rd in total bases (306), T-6th in extra-base hits (68), and T-8th in RBI (93).
- Set personal bests with 43 doubles and 41 walks.
- Broke a 2-2 tie in the 8th inning on April 25 vs. BOS with his 1st career [grand slam](#), the 1st slam by a Blue Jay in 2022.
- Connected for his 2nd career [grand slam](#) on June 22 at CWS, also doing so earlier in the season on April 25 vs. BOS.
- Strung together a career-high [13-game hitting streak](#) from June 27-July 8, going 15-for-54 (.278) with six extra-base hits and six RBI (.742 OPS).
- Plated a run with a sac fly in the 6th inning on July 30 vs. DET, marking the 200th RBI of his career...Became the 6th-fastest shortstop to reach 200 RBI in the post-war era, doing so in 334 games.
- Crushed his 16th and 17th homers on Aug. 9 at BAL, his 2nd multi-HR game of the season (7th career)...Had driven in eight runs in his last four games.
- Set a career high with his 31st double of the year on Aug. 26 vs. LAA (30 in 2021).
- Crushed a trio of [home runs](#) for his 1st career three-homer game on Sept. 5...Went 6-for-10 with three homers and seven RBI between the two games of the doubleheader, becoming the 1st shortstop in AL history with 6+ hits and 3+ home runs in a single day.
- Went 4-for-5 with his 22nd home run on Sept. 6 at BAL, his 4th longball in the last two games and 5th in the last six contests...Marked his 5th career game with at least four hits (last: Sept. 5, 2021 vs. OAK)...Became the 13th player (17th time) in franchise history to notch 3+ hits in three straight games.
- Notched his 1st triple of the year to go with his 23rd home run on Sept. 9 at TEX, finishing the game 2-for-4 with three RBI...Marked his 5th home run in the last four games.
- Reached base in all 10 games of a road trip from Sept. 2-11, going 22-for-44 (.500) with six doubles, one triple, six home runs, and 18 RBI (1.175 SLG)...His 18 RBI were the most ever by a shortstop on a single road trip of no more than 10 games, surpassing Montreal's **Hubie Brooks** (15 RBI in 1987).
- Named AL Player of the Week for Sept. 5-11, his 1st career nod...Batted .500 (16-for-32) across seven contests with four doubles, a triple, five home runs, and 13 RBI (1.156 SLG).
- Recorded his 42nd [double](#) of the campaign on Sept. 22 at TB, the most ever by a Blue Jays shortstop, surpassing **Tony Fernández** (41 in 1988).
- Went 48-for-119 (.403) with 11 doubles, one triple, seven home runs, and 27 RBI over 28 games in Sept. (.689 SLG, 1.134 OPS)...Led all MLB hitters in Sept. in hits, extra-base hits, RBI, and total bases...His 48 knocks were the most ever by a Blue Jay in any calendar month (**Tony Fernández** - 47 in June 1986; **Lloyd Moseby** - 47 in Aug. 1983).
- Picked up his 1st career postseason hit with a [single](#) in the bottom of the 3rd during Game 1 of the ALWC vs. SEA on Oct. 7.

2023:

- Named to his 2nd career All-Star team (also: 2021)...Went 0-for-1 with a sacrifice fly.
- Finished 3rd in the AL in AVG and 4th in hits (175), despite missing 25 games over two stints on the injured list.
- Was T-4th in the AL in multi-hit games (52), T-3rd in three-hit games (15), and T-1st in four-hit games (6).
- His 77 opposite-field hits were 11 more than any other MLB batter (2nd: **Luis Arraez** - 66).
- Went 4-for-6 in the season opener on March 30 at STL, including a double and an RBI...Along with **George Springer** (5H), became the 14th set of teammates since 1901 to have 4+ hits each on Opening Day.
- Hit his 1st [homer](#) of the year as he led off the 9th inning on April 3 at KC...Ended a club-record 35 homerless innings drought to begin a season.
- Recorded his 500th career hit with an RBI double in the 2nd inning on April 14 vs. TB, becoming the fastest player in franchise history to reach the mark, doing so in 407 career games (2nd: **Vernon Wells/Shannon Stewart** - 432G)...Went 5-for-5 with two doubles for his 2nd career five-hit game (also: Aug. 12, 2020 vs. MIA).
- On April 15 vs. TB, became the 2nd fastest player in club history to reach [250 career RBI](#), doing so in 408 games (1st: **Vladimir Guerrero Jr.** - 403G).



- Went a perfect 5-for-5 with his team-leading 7th home run on May 1 at BOS...Was his 2nd five-hit game of the year and the 3rd of his career...Became the only player in Blue Jays history with multiple five-hit games in a single season.
- Drilled his 14th home run on June 7 vs. HOU...Homered in consecutive games for the 4th time of the year (10th career).
- Had a career-high-tying 13-game hitting streak from June 13-28, going 19-for-54 (.352) with nine doubles and five RBI for an .882 OPS.
- His [122 hits before the All-Star break](#) set a team record, surpassing **Vernon Wells'** 121 knocks in 2003.
- Placed on the injured list with right knee patellar tendonitis from Aug. 1-18...Appeared in two rehab games for Triple-A Buffalo, going 4-for-5 (.800) with a homer and three RBI...At the time of his injury, led the AL in hits, AVG, and was 3rd in total bases.
- Went 2-for-5 with his 2nd triple and 18th homer of the campaign on Aug. 20 at CIN.
- Returned to the IL with a right quad strain from Aug. 28-Sept. 7.
- Reached the [20-homer mark](#) for the 3rd straight season on Sept. 24 at TB.
- Went 4-for-5 with a double and an RBI on Sept. 29 vs. TB...His [six games with 4+ hits](#) matched **Shannon Stewart** (2000) for most in the single season in team history.
- Notched his 30th double of 2023 on Sept. 30 vs. TB...Became the 4th player in club history with 30 doubles and 20 homers in three straight seasons, joining **Carlos Delgado** (1997-2003), **Vernon Wells** (2002-2006), and **Joe Carter** (1991-1993).
- Went 4-for-8 with Toronto's only run scored in the AL Wild Card Series in Minnesota...Recorded his 1st and 2nd career postseason multi-hit games.

Career-Highs - Statcast

	Speed/Distance	Date
Hardest Hit Ball:	115.5 MPH	April 17, 2021 at KC
Farthest Hit Ball:	468 feet	June 12, 2021 at BOS
Top Sprint Speed:	30.1 ft/s	Aug. 27, 2019 vs. ATL

HITTING FOR THE CYCLE

FOR TORONTO:

PLAYER	OPP	DATE & SITE
Kelly Gruber	vs. KC	April 16, 1989 Exhibition Stadium
Jeff Frye	vs. TEX	August 17, 2001 SkyDome
Cavan Biggio	at BAL	September 17, 2019 Camden Yards

FOR OPPONENTS:

PLAYER	OPP	DATE & SITE
Mike Cubbage	vs. MIN	July 27, 1978 Metropolitan Stadium
Rich Gedman	vs. BOS	September 18, 1985 Fenway Park
George Brett	vs. KC	July 25, 1990 SkyDome
Rajai Davis	vs. CLE	July 2, 2016 Rogers Centre

What Gruber Did: Went 4-4 with a career-high six RBI...Homered in the 1st inning against Floyd Bannister and had a two-run double in the 2nd, also against Bannister...In the 7th inning, he notched a two-run triple versus Tom Gordon...In the 9th, Gruber had an RBI single off Jerry Don Gleaton to complete the cycle.

What Frye Did: Went 4-4 with three RBI to tie his career-high...Tripled in the 2nd inning off of Darren Oliver and then doubled in the 5th, again off Oliver...In the 6th, hit a two-run home run off Pat Mahomes...In the 7th inning facing Kevin Foster, Frye hit an RBI single to right-center field to complete the cycle...Became just the second ninth-hitter to hit for the cycle since 1978 as the last was Charlie Moore for Milwaukee at California on October 1, 1980.

What Biggio Did: Went 4-for-5 with three runs and two stolen bases...Homered in the 3rd inning off Chandler Shepherd...Singled to lead off the 6th inning and doubled off of Shawn Armstrong in the 8th...Drove in the go-ahead run and he knocked a two-run triple to wall on a Michael Givens offering...He and his dad, Craig (2002), became the 2nd father-son duo to ever record cycles, joining Gary and Daryle Ward.





BLOSS JAKE

39
PITCHER

BIRTHDATE July 23, 2001
OPENING DAY AGE 23
BIRTHPLACE..... Greensboro, NC
RESIDENCE..... Greensboro, NC
INSTAGRAM..... @jake_bloss

BATS/THROWS R/R
HEIGHT/WEIGHT 6-2/225
CONTRACT STATUS..... signed thru 2025
M.L. SERVICE 0.039
OPTIONS USED 1 of 3

PERSONAL:

- John "Jake" Bloss.
- Spent three years at Lafayette College in Easton, PA, from 2020-22 where he graduated early with a double major in economics and mathematics...Was a First-Team All-Patriot League selection in 2022 after tailoring a 3.57 ERA over 11 starts.
- Attended Georgetown University in 2023 where he was named the Big East Pitcher of the Year, the second Georgetown hurler to win the award, joining Brian O'Hare in 1996...Made 14 appearances (13 starts) for the Hoyas, going 8-4 with a 2.58 ERA and 96 strikeouts over 76.2 innings of work.
- Selected by the Astros in the 3rd round of the 2023 First-Year Player Draft (99th overall), becoming the highest drafted player in Georgetown history.
- Listed as the Blue Jays 6th-ranked prospect entering the 2025 season, according to MLB.com.

LAST SEASON:

- Started the 2024 campaign at High-A Asheville, where he made four starts posting a 2.08 ERA across 17.1 innings with eight walks, 25 strikeouts, and a .186 opponent batting average.
- Was promoted to Double-A Corpus Christi in May where he made a total of eight starts, recording a 1.61 ERA (8 ER/44.2 IP) with a 7.9% walk rate, a 21.2% strikeout rate, a 43.1% groundball rate, and a 0.72 WHIP.
- Was named the Texas League Pitcher of the Week for the week of May 6-12th (6.0 IP, 2H, OR, OBB, 4K).
- Started the first no-hitter in Corpus Christi's franchise history (alongside Cesar Gomez) on June 14 at SA (6.1 IP, 3BB, 6K).
- Dealt to the Blue Jays alongside OF Joey Loperfido and INF Will Wagner in exchange for LHP Yusei Kikuchi on July 29.
- Spent the remainder of the season with Triple-A Buffalo, going 0-4 with a 6.91 ERA (21 ER/27.1 IP) over eight starts.

Bold – career high; Red – league high

Year	Club & League	W-L	ERA	G	GS	CG	SHO	SV	IP	H	R	ER	HR	HB	BB	IBB	SO	WP	BK	AVG
2023	FCL Astros (FCL)	0-0	3.86	2	2	0	0	0	2.1	2	1	1	0	0	1	0	3	0	0	.222
	Fayetteville (CARL)	1-1	2.76	5	4	0	0	0	16.1	14	8	5	0	1	11	0	20	2	2	.250
2024	HOUSTON (ALL)	0-1	6.94	3	3	0	0	0	11.2	16	9	9	5	0	3	0	11	2	0	.314
	Asheville (SALL)	1-1	2.08	4	4	0	0	0	17.1	11	5	4	1	0	8	0	25	1	0	.186
	Corpus Christi (TL)	3-1	1.61	8	8	0	0	0	44.2	19	11	8	2	0	13	0	35	2	2	.127
	Sugar Land (PCL)	0-0	0.00	1	1	0	0	0	4.0	1	0	0	0	0	0	0	3	0	0	.077
	Buffalo (IL)	0-4	6.91	8	8	0	0	0	27.1	33	23	21	5	1	15	0	25	1	2	.289
Minor Totals		5-7	3.13	28	27	0	0	0	112.0	80	48	39	8	2	48	0	111	6	6	.200
MAJOR TOTALS		0-1	6.94	3	3	0	0	0	11.2	16	9	9	5	0	3	0	11	2	0	.314

TRANSACTIONS

- Selected by the Houston Astros in the 3rd round of the 2023 First-Year Player Draft
- Traded to the Toronto Blue Jays along with OF Joey Loperfido and INF Will Wagner in exchange for LHP Yusei Kikuchi on July 29, 2024

GAME HIGHS

ML Debut	June 21, 2024 vs. BAL	ER Allowed	5 – July. 23, 2024 at OAK
Innings Pitched:		HR Allowed	4 – July. 23, 2024 at OAK
Starter	4.0 - 2x, last: July 23, 2024 at OAK	Low Hit CG	None
Reliever	None	Last Win	None
Walks:		Last Save	None
Starter	1 - 3x, last: July 23, 2024 at OAK	Last CG	None
Reliever	None	Last ShO	None
Strikeouts:		Last Start	July 23, 2024 at OAK
Starter	5 - July 23, 2024 at OAK	Last Relief App.	None
Reliever	None	Longest Win Streak	None
Hits Allowed	6 – 2x, last: July 23, 2024 at OAK	Longest Losing Streak	1G – June 6, 2017-current
		Scoreless Innings Streak	–

MILESTONES

Category	Date	Opponent	Notes
Start	1 June 21, 2024	Baltimore	ND - 3.2 IP, 6H, 2ER, 1BB, 2K

PROFESSIONAL CAREER:

MINORS:

- In 2023, started his professional career with the FCL Astros, where he made a pair of starts, before finishing off the year making five appearances (four starts) at Single-A Fayetteville...Between the two levels, the right-hander went 1-1 while posting a 2.89 ERA (6 ER/18.2 IP) with 12 walks, 23 strikeouts, and a .246 opponent batting average over seven combined appearances (six starts).





NON-ROSTER

BROOKS ROBERT

92
CATCHER

BIRTHDATE November 21, 1998
OPENING DAY AGE 26
BIRTHPLACE Marietta, GA
RESIDENCE Marietta, GA
INSTAGRAM @robertbrooks2

BATS/THROWS R/R
HEIGHT/WEIGHT 5-9/220
CONTRACT STATUS signed thru 2025
M.L. SERVICE 0.000
OPTIONS USED 0 of 3

PERSONAL:

- Robert Brooks.
- Married Michaela Nelson on December 6, 2024.
- Graduated with honors from Wheeler High School in Marietta, GA.
- Played five seasons for the Columbus State Cougars from 2018-22, posting a career batting average of .352 with 46 doubles, six triples, 66 homers, and 250 RBI (.652 SLG)...Held a .985 fielding percentage behind the plate over that span.

LAST SEASON:

- Was released by the Rays on March 29, 2024...Started the 2024 season with the Staten Island FerryHawks of the Atlantic League...Played 27 games in Indy ball before signing with the Blue Jays on June 8...Batted .354 (28-for-107) for the FerryHawks with five doubles, six homers, and 20 RBI (.646 SLG, 1.160 OPS).
- Split the remainder of the 2024 campaign between High-A Vancouver and Double-A New Hampshire...Combined to appear in 50 games between the two squads, batting .238 (34-for-143) with six doubles, a triple, six homers, and 17 RBI (.743 OPS).

Bold – career high; Red – league high

Year	Club and League	AVG	G	AB	R	H	2B	3B	HR	RBI	BB	IBB	SO	SB	CS	OBP	SLG	OPS	SH	SF	HBP
2023	Rays (FCL)	.222	9	18	1	4	0	0	0	0	3	0	6	0	0	.333	.222	.555	0	0	0
2024	Vancouver (NORW)	.262	27	84	12	22	4	1	4	10	10	0	26	0	0	.340	.476	.816	0	2	1
	New Hampshire (EL)	.203	23	59	4	12	2	0	2	7	7	0	25	0	0	.299	.339	.638	0	0	1
Minor Totals		.236	59	161	17	38	6	1	6	17	20	0	57	0	0	.324	.398	.722	0	2	2

TRANSACTIONS

- Signed by the Tampa Bay Rays on March 8, 2023
- Signed by the Toronto Blue Jays on June 8, 2024

PROFESSIONAL CAREER:

MINORS:

- Began his professional career in 2023 with the FCL Rays...Appeared in nine games, batting .222 (4-for-18) with a trio of walks and six strikeouts...Caught three games, played first base for a pair of contests, and DH'd four times.

ARBITRATION CASES

Baseball arbitration was born out of the Basic Agreement settlement of 1972, though it was not actually put into place until before the 1974 season and was not used in 1976 and 1977.

The following is the list of Blue Jays who have gone to arbitration:

YEAR	PLAYER	OFFERED	ASKED	CLUB W/L
1980	Dave Lemanczyk-RHP	\$130,000	\$165,000	WON
	Roy Howell-INF	\$110,000	\$133,000	LOST
1982	Dave Stieb-RHP	\$250,000	\$325,000	WON
1983	Damaso Garcia-INF	\$300,000	\$400,000	LOST
	Roy Lee Jackson-RHP	\$155,000	\$225,000	WON
1988	Tom Henke-RHP	\$725,000	\$1,025,000	WON
1991	Roberto Alomar-INF	\$825,000	\$1,250,000	LOST
1997	Bill Riskey-RHP	\$380,000	\$550,000	WON
2015	Danny Valencia-INF	\$1,200,000	\$1,675,000	LOST
	Josh Donaldson-INF	\$4,300,000	\$5,750,000	WON
2016	Jesse Chavez-RHP	\$3,600,000	\$4,000,000	LOST
2017	Marcus Stroman-RHP	\$3,100,000	\$3,400,000	LOST
2018	Roberto Osuna-RHP	\$5,300,000	\$5,800,000	WON
	Marcus Stroman-RHP	\$6,500,000	\$6,900,000	WON
2019	Ryan Tepera-RHP	\$1,525,000	\$1,800,000	WON
2024	Vladimir Guerrero Jr.-1B	\$18,050,000	\$19,900,000	LOST





BURR RYAN

43
PITCHER

BIRTHDATE May 28, 1994
OPENING DAY AGE 30
BIRTHPLACE Highlands Ranch, CO
RESIDENCE Tempe, AZ
INSTAGRAM N/A

BATS/THROWS R/R
HEIGHT/WEIGHT 6-4/210
CONTRACT STATUS signed thru 2025
M.L. SERVICE 2.109
OPTIONS USED 3 of 3

PERSONAL:

- Ryan Matthew Burr.
- Married to wife, Madison.
- Attended Arizona State University from 2013-15, combining to go 15-7 with a 2.79 ERA and 38 saves...At the time he was drafted by the Diamondbacks in 2015, his 38 career saves were a school record.
- Was a 2012 graduate of Highlands Ranch High School (CO), where he earned Rawlings First-Team All-American honours as a sophomore in 2010.
- Enjoys the outdoors and playing with his dog, Phil.

LAST SEASON:

- Appeared in a career-high-tying 34 games (also: 2021) while recording a career-high 47 strikeouts.
- Allowed no runs in 25 of his 34 outings this season.
- Made a career-high four starts, allowing a pair of runs over 5.1 innings (3.38 ERA) with eight strikeouts, a 1.31 WHIP, and a .273 opponent batting average.
- In his 16 appearances on the road, posted a 0.57 ERA (1 ER/15.2 IP) with 25 strikeouts and a .113 opponent batting average.
- Against his slider, opponents hit .214 with a .268 wOBA, and a 36.8% whiff rate.
- Posted a career-high 33.6% strikeout rate, a 31.9% whiff rate, and a 33.8% chase rate.
- Between the Majors and Triple-A, appeared in 54 games, going 2-3 while posting a 4.05 ERA (24 ER/53.1 IP) with a 9.1% walk rate, a 36.8% strikeout rate, a 2.45 FIP, a 2.79 xFIP, and a 1.31 WHIP.
- Traded to the Toronto Blue Jays in exchange for cash considerations on May 30, 2024.
- Recalled from AAA Buffalo on 6/18, 7/5, & 7/27.

Bold - career high; Red - league high

Year	Club & League	W-L	ERA	G	GS	CG	SHO	SV	IP	H	R	ER	HR	HB	BB	IBB	SO	WP	BK	AVG
2015	Kane County (MIDW)	1-0	0.46	13	0	0	0	0	19.2	12	1	1	0	0	6	0	28	0	1	.174
	Hillsboro (NORW)	3-0	1.88	13	0	0	0	3	14.1	7	3	3	1	1	5	0	21	0	0	.140
2016	Diamondbacks (ARIZ)	0-0	0.00	2	0	0	0	0	2.0	2	0	0	0	0	1	0	2	0	0	.286
	Kane County (MIDW)	1-2	3.86	14	0	0	0	0	21.0	22	12	9	0	0	9	1	18	3	0	.265
2017	Kane County (MIDW)	1-2	2.81	22	0	0	0	4	32.0	29	10	10	3	1	15	0	46	1	1	.244
	Visalia (CALL)	1-0	0.72	17	0	0	0	1	25.0	13	2	2	0	1	6	0	29	1	0	.160
	Winston-Salem (CARL)	0-0	0.00	6	0	0	0	1	8.1	5	1	0	0	1	5	0	13	1	0	.179
2018	CHICAGO (AL)	0-0	7.45	8	0	0	0	0	9.2	12	8	8	3	1	6	1	6	0	0	.333
	Birmingham (SOUL)	4-2	2.72	30	0	0	0	2	43.0	30	15	13	3	0	23	0	43	7	0	.196
	Charlotte (IL)	0-1	1.08	7	0	0	0	0	8.1	4	2	1	0	0	2	0	8	0	0	.154
2019	CHICAGO (AL)	1-1	4.58	16	1	0	0	0	19.2	17	13	10	3	0	8	0	20	0	0	.227
2021	CHICAGO (AL)	2-1	2.45	34	1	0	0	0	36.2	28	11	10	3	1	21	0	33	5	0	.224
	Charlotte (IL)	1-2	4.60	15	0	0	0	3	15.2	17	11	8	3	0	7	1	14	1	0	.262
2022	CHICAGO (AL)	1-1	6.00	8	0	0	0	0	9.0	8	7	6	3	0	4	0	7	0	0	.229
	Charlotte (IL)	0-0	0.00	2	0	0	0	0	1.2	2	0	0	0	0	1	0	2	0	0	.286
2023	Durham (IL)	2-1	3.09	18	1	0	0	0	23.1	20	11	8	2	0	3	0	23	1	0	.225
2024	TORONTO (AL)	0-2	4.13	34	4	0	0	0	32.2	29	16	15	4	1	12	0	47	0	0	.228
	Lehigh Valley (IL)	2-1	2.16	15	0	0	0	1	16.2	14	4	4	1	0	5	0	29	0	0	.226
	Buffalo (IL)	0-0	11.25	5	0	0	0	0	4.0	6	6	5	0	0	4	0	9	1	0	.300
Minor Totals		16-11	2.45	179	1	0	0	15	235.0	183	78	64	13	5	92	2	285	16	2	.213
MAJOR TOTALS		4-5	4.10	100	6	0	0	0	107.2	94	55	49	16	3	51	1	113	5	0	.236

TRANSACTIONS

- Selected by the Arizona Diamondbacks in the 5th round of the 2015 First-Year Player Draft
- Traded to the Chicago White Sox in exchange for international bonus pool money on Aug. 11, 2017
- On injured list (A/C joint inflammation) from April 25-May 5, 2019
- On injured list (right elbow surgery) from May 28, 2019 for the remainder of the season
- On injured list (strained right shoulder) from April 7-28, 2022
- Signed by the Tampa Bay Rays on Aug. 30, 2022
- Signed by the Philadelphia Phillies on Dec. 20, 2023
- Traded to the Toronto Blue Jays in exchange for cash considerations on May 30, 2024

Statcast Data

	2024	Career
Strikeout %:	33.6	24.6
Walk %:	8.6	11.1
Hard Hit %:	47.5	45.1
Fastest Pitch:	<u>98.0 MPH</u>	May 20, 2019 at HOU



GAME HIGHS

ML Debut	Aug. 23, 2018 at DET	ER Allowed	5 – Sept. 26, 2018 vs. CLE
Innings Pitched:		HR Allowed	1 – 16x, last: Sept. 27, 2024 vs. MIA
Starter	2.0 – 3x, last: Sept. 9, 2024 vs. NYM	Low Hit CG	None
Reliever	2.0 – 8x, last: July 10, 2024 at SF	Last Win	May 16, 2022 at KC
Walks:		Last Save	None
Starter	1 – 2x, last: Aug. 22, 2024 vs. LAA	Last CG	None
Reliever	3 – 2x, last: July 5, 2021 at MIN	Last ShO	None
Strikeouts:		Last Start	Sept. 29, 2024 vs. MIA
Starter	3 – 2x, last: Sept. 22, 2024 at TB	Last Relief App.	Sept. 27, 2024 vs. MIA
Reliever	3 – 8x, last: Aug. 13, 2024 at LAA	Longest Win Streak	2G – June 16-July 20, 2021
Hits Allowed	3 – 9x, last: Sept. 29, 2024 vs. MIA	Longest Losing Streak	2G – 2x, last: Aug. 7, 2024-current
		Scoreless Innings Streak	14.0 – May 31-July 3, 2021

MILESTONES

Category	Date	Opponent	Notes
Start	1 May 20, 2019	at Houston	L - 2.0 IP, H, 1R/0ER, 0HR, 1BB, 1K
Win	1 April 5, 2019	Seattle	as a reliever - 1.1 IP, 1H, 0ER, 0BB, 1K

PROFESSIONAL CAREER:

MINORS:

- Split his first professional season in 2015 between Low-A Hillsboro and Single-A Kane County...Combined to post a 1.06 ERA (4 ER/34.0 IP) with 11 walks and 49 strikeouts over 26 appearances.
- In 2016, spent the majority of the campaign with Kane County, also making a pair of appearances for the Rookie-Ball Arizona League Diamondbacks...Combined to go 1-2 with a 3.52 ERA (9 ER/23.0 IP), 10 walks, and 20 punchouts...Was placed on the injured list on June 27 with a rib cage contusion and missed the remainder of the season.
- Began the 2017 season with Arizona before being traded to the White Sox on Aug. 11...Between three teams and two organizations, combined to go 2-2 with a 1.65 ERA (12 ER/65.1 IP) with 88 strikeouts in 45 games played.

2018:

- Began the season with Double-A Birmingham.
- Did not allow an earned run over his final 14 appearances (20.1 IP) before being promoted to Triple-A Charlotte on July 27.
- Had his contract selected by the White Sox on Aug. 22...Made his Major League debut on Aug. 23 at DET (1.1 IP, 2K)...Struck out Mikie Mahtook for his first career strikeout.
- Tossed 2.0 scoreless innings on Sept. 23 vs CHL.

2019:

- Made his first career Opening Day roster and pitched exclusively for CWS.
- Earned his first Major League win on April 5 vs SEA (1.1 IP).
- Made 15 relief appearances and started his first professional game on May 20 at HOU (L, R, 0 ER, 2.0 IP).
- Had two IL stints: April 25-May 5 (A/C joint inflammation in right shoulder) and May 25 through the end of the season (right elbow capsule strain).

2020:

- Spent the entire season at the Schaumburg training facility while continuing his recovery from Tommy John surgery.

2021:

- Made 34 appearances over three stints with the White Sox...Set career bests in ERA (2.45), strikeouts (33), IP (36.2), appearances (34) and opponents average (.224).
- Went 2-0 with a 1.26 ERA (2 ER/14.1 IP) in 12 games (one start) at Guaranteed Rate Field.
- His contract was selected from Charlotte on May 27.
- Opened the season on an 11-game, 14.0-scoreless IP streak from May 31-July 3...Allowed just two hits (both singles) with five walks and 10 strikeouts during the streak.
- Made his season debut on 5/31-2 at Cleveland and retired all four batters he faced...Marked his first MLB appearance since May 24, 2019 at MIN (Tommy John surgery).
- Worked a scoreless 10th on June 16 vs. TB, stranding a runner on third, to earn his first win of 2021 and second career.
- Earned his first career hold on June 23 at PIT, retiring the only batter he faced in the sixth inning.
- Made his second career start as the opener on June 27 vs. SEA, retiring all six batters faced with two strikeouts.
- His season-opening scoreless streak ended on July 5 at MIN (2 ER/1.0 IP).
- Earned his second win of the season on July 20 vs. MIN after suffering his first career blown save...Allowed two runs in the eighth but the Sox scored five in the bottom of the frame.
- Was optioned to Charlotte on July 30 and recalled on Aug. 16...Made three appearances from Aug. 17-22 before being optioned a second time on Aug. 24...Was recalled for the final time on Sept. 3.
- Finished the season on a 10-game scoreless streak...Struck out 12 batters in 10.0 IP during the streak.
- Posted his third and final hold of the season on Sept. 24 at CLE, tossing 0.2 scoreless IP to preserve a 1-0 lead.
- Recorded at least one strikeout in each of his last six appearances (10 strikeouts total).

2022:

- Began the season on the 10-day IL for the White Sox with a right shoulder strain; made a pair of rehab appearances for Triple-A Charlotte before being activated on April 29.
- On COVID-related IL from May 23-June 6.
- Made eight appearances for the White Sox before being optioned to Charlotte on May 20 and released on June 13.

2023:

- Spent the 2023 season in the Tampa Bay Rays organization, pitching for their Triple-A affiliate, the Durham Bulls.
- Made 18 appearances (one start) going 2-1 with a 3.09 ERA (8 ER/23.1 IP), three walks, and 23 strikeouts.
- Posted a 7.67 K/BB ratio and a 0.99 WHIP.
- Finished the season with seven straight consecutive scoreless outings from Aug. 4-Sept. 22, combining to throw 9.2 innings with four hits, a walk, and 11 strikeouts.





NON-ROSTER

CLARKE PHIL

70
CATCHER

BIRTHDATE March 24, 1998
OPENING DAY AGE 27
BIRTHPLACE Atlanta, GA
RESIDENCE Nashville, TN
INSTAGRAM @philclarke

BATS/THROWS L/R
HEIGHT/WEIGHT 5-11/195
CONTRACT STATUS signed thru 2025
M.L. SERVICE 0.000
OPTIONS USED 0 of 3

PERSONAL:

- Philip Andrew Clarke.
- Went to high school at Christ Presbyterian Academy in Nashville, TN...Led the Lions to multiple district, sectional, and regional championships as well as a state championship in 2015...Ranked 166 on Baseball America's Top 500 coming out of high school.
- Attended Vanderbilt University...Batted .303 with eight home runs and 68 RBI in 64 games as he helped the Commodores to a College World Series title in 2019...Hit a team-best .360 (9-for-25) in six World Series games...Named American Baseball Coaches Association (ABCA) Third-Team All-American and was named to the Southeastern Conference All-Conference Team.
- Golfs in his spare time.

LAST SEASON:

- Split the year between Double-A New Hampshire and Triple-A Buffalo, combining to hit .260 with 12 doubles, three homers, 29 RBI, and a .719 OPS.
- Had career best marks in walk rate (13.7%) and strikeout rate (10.5%).
- Earned a promotion to Buffalo in June after hitting .307 over 29 games with New Hampshire.

Bold – career high; Red – league high

Year	Club and League	AVG	G	AB	R	H	2B	3B	HR	RBI	BB	IBB	SO	SB	CS	OBP	SLG	OPS	SH	SF	HBP
2019	Vancouver (NWL)	.257	37	144	24	37	5	0	2	16	21	0	22	1	0	.359	.333	.692	0	0	2
2021	Vancouver (HAW)	.248	87	327	49	81	18	1	6	48	35	1	60	1	1	.345	.364	.709	1	1	14
2022	New Hampshire (EL)	.234	77	248	33	58	9	0	4	33	38	0	44	2	1	.343	.319	.662	0	5	6
2023	New Hampshire (EL)	.260	69	215	38	56	10	0	6	18	33	0	37	6	0	.381	.391	.772	1	0	9
	Buffalo (IL)	1.000	1	1	0	1	0	0	0	0	0	0	0	0	0	1.000	1.000	2.000	0	0	0
2024	New Hampshire (EL)	.307	29	101	15	31	6	0	0	8	16	0	5	2	0	.421	.366	.787	0	0	4
	Buffalo (IL)	.230	50	161	21	37	6	0	3	21	27	0	28	3	0	.352	.323	.675	0	1	4
Minor Totals		.251	350	1197	180	301	54	1	21	144	170	1	196	15	2	.361	.351	.712	2	7	39

TRANSACTIONS

- Selected by the Toronto Blue Jays in the 9th round of the 2019 First-Year Player Draft

PROFESSIONAL CAREER:

MINORS:

- Drafted by the Blue Jays in June of 2019 and was assigned to Class-A (short) Vancouver to begin his professional career... Hit .257 with a .359 on-base percentage in 37 games...Threw out nine of 38 stolen base attempts (23.7%)...Named a Northwest League Mid-Season All-Star.
- Spent the 2020 season training at The Bledsoe Agency with his teammate at the time, **Ryan Noda**...Lived with Vandy and then Blue Jays teammate **Austin Martin** for the summer of 2020.
- Spent his 2021 season with High-A Vancouver, appearing in 87 games while batting .248 with 18 doubles, a triple, six home runs, and 48 RBI (.709 OPS)...His 48 RBI were tied for the 4th most among all High-A catchers.
- Played the entirety of his 3rd Minor League season in 2022 with Double-A New Hampshire...Played in 77 games, batting .234 with 13 extra-base hits, 33 RBI, and a 38BB/44K ratio...Caught 59 games for the Fisher Cats, notching a .993 fielding percentage while throwing out 14 of 99 attempted basestealers.
- Made his second career trip to MLB Spring Training in 2023, going 4-for-14 (.286) with a double, a home run, and three RBI, logging 15.0 innings behind the plate.
- Named an MiLB.com Organization All-Star in 2023, after spending most of the campaign at Double-A New Hampshire (69 games) and one appearance at Triple-A Buffalo...Batted .264 (57-for-216) with 10 doubles, six home runs, 18 RBI, 33 walks, and a .778 OPS...Made 65 starts behind the plate, logging 569.2 innings with 19 runners caught stealing...Led all Blue Jays Minor League backstops in home runs, while ranking 2nd in OPS.





CLASE JONATAN

8

OUTFIELDER

BIRTHDATE May 23, 2002
OPENING DAY AGE 22
BIRTHPLACE Santo Domingo, D.R.
RESIDENCE Santo Domingo, D.R.
INSTAGRAM @class.23

BATS/THROWS S/R
HEIGHT/WEIGHT 5-8/190
CONTRACT STATUS signed thru 2025
M.L. SERVICE 0.052
OPTIONS USED 2 of 3

PERSONAL:

- Jonathan Clase.
- Picked up an old habit of switch hitting while rehabbing from an injury in 2021.
- Played 16 games with Toros del Este in the Dominican Winter League for the 2023-2024 campaign.
- Stole 175 total bases over a three-year span from 2022-24 between the Majors and Minors, the second most among all professional players (Chandler Simpson - 198).

LAST SEASON:

- Between the Majors and Triple-A last season, appeared in a total of 109 games, batting .260 (112-for-430) with 23 doubles, four triples, 13 home runs, 73 runs scored, 50 RBI, 41 stolen bases, a 10.6% walk rate, a 25.8% strikeout rate, a .33B OBP, a .761 OPS, and a 21% barrel rate.
- Ranked T-3rd in the Majors in average sprint speed at 30 ft/sec, behind only Bobby Witt Jr. (30.5) and Johan Rojas (30.1).
- In his seven games played with TOR, hit .350 (7-for-20) with a double, a homer, two RBI, and a .985 OPS.
- Began the season in the Seattle organization and was recalled to the Major League roster for the first time on April 15, recording his [first MLB hit and RBI](#) that same day vs. CIN in his MLB debut.
- Played in a total of 19 games (12 GS) for the Mariners, recording eight hits, three RBI, and three stolen bases.
- Acquired from the Mariners along with C Jacob Sharp in exchange for RHP Yimi García on July 26.
- On Sept. 20 at TB, recorded his [first career hit as a Blue Jay](#) with a single in the 7th inning off RHP Manuel Rodríguez.
- Recorded his [first career home run](#) on Sept. 25 vs. BOS with a 2-run shot to right center field in the 7th inning off RHP Josh Winckowski...Reached base safely four times in a single game for the first time in his career.

Bold – career high; Red – league high

Year	Club and League	AVG	G	AB	R	H	2B	3B	HR	RBI	BB	IBB	SO	SB	CS	OBP	SLG	OPS	SH	SF	HBP
2019	DSL Mariners (DSL)	.300	63	223	64	67	12	7	2	22	51	1	56	31	10	.434	.444	.878	5	3	4
2021	ACL Mariners (ACL)	.245	14	49	12	12	1	0	2	10	6	0	15	16	0	.333	.388	.721	0	1	1
2022	Modesto (CAL)	.267	107	423	91	113	22	11	13	49	65	0	133	55	10	.373	.463	.836	0	2	8
2023	Everett (NORW)	.333	21	87	23	29	9	1	7	17	18	0	28	17	4	.453	.701	1.154	0	0	1
	Arkansas (TEX)	.222	108	414	79	92	19	7	13	51	64	0	137	62	11	.331	.396	.727	0	5	6
2024	SEATTLE (AL)	.195	19	41	4	8	1	0	0	3	2	0	14	3	0	.233	.220	.453	0	0	0
	TORONTO (AL)	.350	7	20	3	7	1	0	1	2	1	0	3	0	1	.435	.550	.985	0	0	2
	2 TEAMS	.246	26	61	7	15	2	0	1	5	3	0	17	3	1	.303	.328	.631	0	0	2
	Tacoma (PCL)	.274	59	234	47	64	11	4	10	34	40	0	72	26	9	.373	.483	.856	1	5	0
	Buffalo (IL)	.244	35	135	19	33	10	0	2	11	9	0	38	12	4	.288	.363	.651	0	2	0
	Minor Totals	.262	407	1565	335	410	84	30	49	194	253	1	479	219	48	.368	.448	.816	6	18	20
	MAJOR TOTALS	.246	26	61	7	15	2	0	1	5	3	0	17	3	1	.303	.328	.631	0	0	2

HOME RUN BREAKDOWN

ONE GAME												Total	H	A	2	3	4	GS	LO	XN	IP	PH	RHP	LHP
1	1	0	0	0	0	0	0	0	0	0	0	0	0	0	0	0	0	0	0	0	0	0	1	0

TRANSACTIONS

- Signed by the Seattle Mariners on July 2, 2018
- Traded to the Toronto Blue Jays along with C Jacob Sharp in exchange for RHP Yimi García on July 26, 2024

GAME HIGHS

ML Debut	April 15, 2024 vs. CIN	Stolen Bases	1 – 3x, last: July 12, 2024 at LAA
Runs	2 – Sept. 25, 2024 vs. BOS	Last ML Home Run	Sept. 25, 2024 vs. BOS
Hits	3 – Sept. 25, 2024 vs. BOS	Longest Hitting Streak	4G – July 11-Sept. 22, 2024
Home Runs	1 – Sept. 25, 2024 vs. BOS	Longest On-Base Streak	4G – 2x, last: July 11-Sept. 22, 2024
RBI	2 – Sept. 25, 2024 vs. BOS	Longest Hitless Streak	11AB – April 28-July 11, 2024

MILESTONES

Category	Date	Opponent	Pitcher	Notes
Hit	1 April 15, 2024	Cincinnati	Martinez	RBI Single
Home Run	1 Sept. 25, 2024	Boston	Winckowski	2R
RBI	1 April 20, 2024	Cincinnati	Martinez	RBI Single
Stolen Base	1 April 17, 2024	Cincinnati	Sims	2nd base
			C-Stephenson	



PROFESSIONAL CAREER:

MINORS:

- Began his professional career in the Dominican Summer League, batting .300 (67-for-223) with 12 doubles, seven triples, a pair of home runs, 22 RBI, 51 walks, 31 stolen bases, and an .878 OPS.
- Did not play in 2020 due to the cancelled Minor League season.
- Spent the 2021 season with the Arizona Complex League Mariners, batting .245 (12-for-49) with a double, a pair of home runs, 10 RBI, 16 stolen bases, and a .721 OPS in just 14 games.
- Played the entirety of the 2022 season at Single-A Modesto, playing in total of 107 games, batting .267 (113-for-423) with 22 doubles, 11 triples, 13 home runs, 49 RBI, a .374 OBP, and a .463 SLG for an .837 OPS...Led the team in stolen bases with 55, only being caught a total of 10 times (84.6% stolen base rate).
- Appeared in 129 games in 2023 between High-A Everett and Double-A Arkansas, batting .242 (121-for-501) with 102 runs scored, 28 doubles, eight triples, 20 home runs, 68 RBI, 82 walks, 79 stolen bases, a .353 OBP, and a .449 SLG for a .802 OPS.
- His 79 stolen bases on the year ranked 3rd-most among all Minor Leaguers, trailing only **Victor Scott II** of the St. Louis Cardinals (94) and **Chandler Simpson** of the Tampa Bay Rays (94).
- Became the first Minor League player since minor league starts were first tracked in 1961, to have 20+ home runs and 70+ stolen bases in a single season.
- Named the Northwest League Player of the Month and Mariners Minor League Player of the Month for April, after going 28-for-83 (.337) with 22 runs scored, nine doubles, a triple, seven home runs, 17 RBI, 17 walks, 16 stolen bases, and a 1.178 OPS.
- Earned Northwest Player of the Week honours for the weeks of April 23 and April 30.
- Named an MiLB.com Organization All-Star.
- Played in the All-Star Futures Game at T-Mobile Park.

Career-Highs - Statcast

	Speed/Distance	Date
Hardest Hit Ball:	105.6 MPH	July 11, 2024 at LAA
Farthest Hit Ball:	381 feet	Sept. 27, 2024 vs. MIA
Top Sprint Speed:	31.4 ft/s	Sept. 23, 2024 vs. BOS

HOME RUN TRIVIA

PLAYER WHO HOMERED IN THEIR FINAL MAJOR LEAGUE AT-BAT

WILLIE AIKENS, April 27, 1985. He came to bat for last time, pinch-hitting at Texas in the 9th inning. Batting for Tony Fernandez against Tommy Boggs, Aikens crushed a dramatic game-tying, two-run homer and Toronto went on to win 9-8. Three days later, Aikens was "designated for assignment" winding up in the minor leagues.

100 IN ONE INNING, BATTER

JOE CARTER was the first Blue Jay to hit two home runs in one inning. He had his two on Oct. 3, 1993 at Baltimore in the 2nd inning.

EDWIN ENCARNACION became just the 2nd player in club history to hit two home runs in one inning. He had his two on July 26, 2013 vs. Houston in the 7th inning.

40 HOME RUN SEASONS

In 1999, **CARLOS DELGADO** with 44 home runs and **SHAWN GREEN** with 42 home runs, became the first Blue Jays tandem to each hit 40 or more home runs in the same season. In 2000, the Blue Jays again had two players, **CARLOS DELGADO** and **TONY BATISTA**, each hit 40 plus homers in a season. In 2015, **JOSH DONALDSON** hit 41 home runs while teammate **JOSE BAUTISTA** hit 40, marking the 3rd time in club history in which two teammates each hit 40. In 2021, **VLADIMIR GUERRERO JR.** clubbed 48 homers while **MARCUS SEMIEN** notched 45, the 4th time a pair of teammates have hit 40+ homers and the first time they've each hit at least 45. Overall the Blue Jays have had 11 different players, done 16 times, hit 40 or more home runs in a season. **JOSE BAUTISTA** hit a club-record 54 HR in 2010 and became just the 2nd Jay

to collect 40+ HR in back-to-back seasons, the first since **CARLOS DELGADO** (1999-2000). **CARLOS DELGADO** is the only Blue Jay player to hit 40 or more home runs in a season three times (1999, 2000, 2003).

HOME RUNS BY THE FIRST TWO BATTERS OF GAME

DEVON WHITE and **ROBERTO ALOMAR** on August 18, 1991 at Detroit accomplished this feat for the first time in Blue Jays history. The second time occurred on June 14, 2006 vs. Baltimore when **ALEX RIOS** and **FRANK CATALANOTTO** did so. The third such start came on May 22, 2016 at MIN, via homers from **JOSE BAUTISTA** and **JOSH DONALDSON**. The fourth occurrence came on July 27, 2018 at CWS from **CURTIS GRANDERSON** and **LOURDES GURRIEL JR.** The most recent instance involved **MARCUS SEMIEN** and **BO BICHETTE** on May 16, 2021 vs. PHI.

MOST PLAYERS WITH 30 OR MORE HOME RUNS

The 2000 Blue Jays had four players hit 30-or-more home runs, which tied the MLB record at the time (MIN - five in 2019). It was then just the second time the feat had been accomplished in the AL as the Anaheim Angels also had four players hit 30-plus homers in the 2000 season.

20 HOME RUNS AT THE ALL-STAR BREAK

The 2000 Blue Jays became the first team in Major League history to have four players hit 20-or-more home runs at the All-Star Break. **CARLOS DELGADO** hit 28, **TONY BATISTA** hit 24, **RAUL MONDESI** hit 22, and **JOSE CRUZ Jr.** hit 20.





CLEMENT

ERNIE

22

INFILDER

BIRTHDATE March 22, 1996
 OPENING DAY AGE 29
 BIRTHPLACE..... Rochester, NY
 RESIDENCE..... Pittsford, NY
 INSTAGRAM..... ernieclement28

BATS/THROWS R/R
 HEIGHT/WEIGHT 6-0/185
 CONTRACT STATUS..... signed thru 2025
 M.L. SERVICE 2.168
 OPTIONS USED 3 of 3

PERSONAL:

- Ernie James Clement.
- Attended the University of Virginia from 2015-2017, earning third-team All-ACC selections in 2016 and 2017...Part of the Cavaliers run to the 2015 College World Series title, going 3-for-4 with an RBI in Game 2 of the final series against Vanderbilt...Fanned just 31 times in 745 career at-bats for the Cavs.
- Was named a 2017 Preseason All-American (first team by D1Baseball, second team by Baseball America).

LAST SEASON:

- Set career-highs this season in games played (139), at-bats (434), hits (114), doubles (21), home runs (12), and RBI (51).
- Named an American League Gold Glove finalist at third base.
- Recorded 15 DRS this season (9 at 3B & 6 at SS), T-8th most in the Majors...His nine DRS at the hot corner were 4th most among MLB third basemen...Made 82% of his backhand plays defensively. 6th best in MLB.
- Notched 41 strikeouts in 452 PA's (9.1%), the 2nd-best strikeout rate in MLB (min. 400 PA), trailing only **Luis Arraez** (4.3%).
- Hit the **highest** (4.60 ft) and **4th-highest** (4.18 ft) pitches for HR's in MLB in 2024, as well as the **3rd-lowest** (0.91 ft).
- With runners in scoring position and two out, hit .333 (21-for-63) with six doubles, a HR, 22 RBI, and an .840 OPS.
- As a pinch hitter, went 5-for-13 (.385) with a double, a homer, and two RBI (1.121 OPS).
- Hit .329 on low breaking pitches on the year, tied for 3rd best in the Majors (.240 PA)...Put 52% of his swings in play against non-fastballs on the year, 2nd-highest in MLB (min. 240 PA).
- Struck out only four times in 61 plate appearances against left-handed pitching (6.6%), the best rate in MLB (min. 240 PA).
- Made the Opening Day roster for the 2nd time in his career (CLE - 2022).
- On March 30 at TB, notched a pair of singles...Hit .389 (21-for-54) through his first 31 career games with the Blue Jays, the highest AVG through a player's first 31 games in franchise history (min. 50 AB).
- Hit his **first career pinch-hit home run** on April 5 at NYY, opening the scoring in the 7th inning...The blast was just the 2nd Blue Jays PH-HR at the current Yankee Stadium (**Danny Jansen** - April 22, 2023).
- Smacked his 2nd homer of the year on April 21 at SD...The pitch was measured at 4.18 ft off the ground, the 4th-highest pitch hit for a home run in MLB in 2024.
- In the month of June, hit .318 (14-for-44) with five doubles, a home run, six RBI, and an .833 OPS.
- Homered in consecutive games for the first time in his career from July 9-10 at SF, finishing 3-for-4 with a career-high four RBI, his second three-hit game on the year...The pitch he took deep off **RHP Logan Webb** was measured at 0.91 feet off the ground, the third-lowest pitch hit for a home run in MLB in 2024.
- Recorded his first career walk-off hit on July 26 vs. TEX with an RBI single in the bottom of the 9th.
- On Aug. 22 vs. LAA, homered on a pitch that was measured at 4.60 ft off the ground, the highest pitch hit for a home run this season and the second-highest hit in the pitch tracking era (**Kyle Higashioka** - 4.61 ft on June 12, 2022 vs. CHC)...Homered in three consecutive games for the first time in his career.

Bold - career high; Red - league high

Year	Club and League	AVG	G	AB	R	H	2B	3B	HR	RBI	BB	IBB	SO	SB	CS	OBP	SLG	OPS	SH	SF	HBP
2017	Mahoning Valley (NYPL)	.280	45	175	32	49	9	1	0	13	6	0	12	6	2	.315	.343	.658	3	0	3
2018	Lake County (MIDW)	.267	54	221	34	59	14	1	1	15	23	1	21	11	6	.337	.353	.690	1	1	1
	Lynchburg (CARL)	.346	33	133	29	46	7	0	1	13	15	1	7	5	3	.425	.421	.846	3	1	4
	Akron (EL)	.246	15	65	9	16	5	1	0	5	3	0	7	2	1	.279	.354	.633	0	0	0
2019	Akron (EL)	.261	98	394	46	103	15	3	1	24	26	0	33	16	10	.314	.322	.636	4	6	7
	Columbus (IL)	.545	3	11	3	6	1	0	0	4	2	0	1	1	0	.615	.636	1.251	0	0	0
2021	CLEVELAND (AL)	.231	40	121	16	28	4	0	3	9	7	0	19	0	1	.285	.339	.624	3	0	2
	Akron (AAINE)	.143	2	7	0	1	1	0	0	0	0	0	3	0	0	.143	.286	.429	0	0	0
	Columbus (AAAE)	.250	33	124	11	31	12	1	1	10	9	0	22	2	1	.294	.387	.681	2	3	0
2022	CLEVELAND (AL)	.200	64	145	18	29	3	0	0	6	11	0	24	0	1	.264	.221	.485	2	1	2
	OAKLAND (AL)	.056	6	18	1	1	1	0	0	0	0	0	2	0	0	.056	.111	.167	0	0	0
	2 TEAMS	.184	70	163	19	30	4	0	0	6	11	0	26	0	1	.243	.209	.452	2	1	2
	Columbus (IL)	.238	21	80	13	19	2	1	4	17	6	0	8	0	0	.291	.438	.729	1	0	0
2023	TORONTO (AL)	.380	30	50	7	19	1	1	1	10	1	0	4	1	0	.385	.500	.885	0	1	0
	Buffalo (IL)	.348	72	287	57	100	21	1	11	58	26	0	16	12	2	.401	.544	.945	3	3	1
2024	TORONTO (AL)	.263	139	434	48	114	21	3	12	51	11	1	41	12	3	.284	.408	.692	2	2	3
	Minor Totals	.287	376	1497	234	430	87	9	19	159	116	2	130	55	25	.342	.395	.737	17	14	16
	MAJOR TOTALS	.249	279	768	90	191	30	4	16	76	30	1	90	13	5	.282	.361	.643	7	4	7

HOME RUN BREAKDOWN

		ONE GAME																			
Total	H	A	2	3	4	GS	LO	XN	IP	PH	RHP	LHP									
16	7	9	1		0		0														6

TRANSACTIONS

- Selected by Cleveland in the 4th round of the 2017 First-Year Player Draft
- Claimed off waivers by the Oakland Athletics on Sept. 23, 2022
- Signed by the Toronto Blue Jays on March 14, 2023



GAME HIGHS

ML Debut	June 13, 2021 vs. SEA
Runs	3 – 2x, last: Sept. 10, 2024 vs. NYM
Hits	3 – 9x, last: Sept. 22, 2024 at TB
Home Runs	2 – Aug. 13, 2021 at DET
RBI	4 – July 10, 2024 at SF

Stolen Bases	2 – Aug. 4, 2024 at NYN
Last ML Home Run	Sept. 27, 2024 vs. MIA
Longest Hitting Streak	6G – June 8-18, 2024
Longest On-Base Streak	8G – July 26-Aug. 2, 2024
Longest Hitless Streak	17AB – 2x, last: June 19-July 3, 2022

MILESTONES

Category	Date	Opponent	Pitcher	Notes
Hit	1 June 15, 2021	Baltimore	Harvey	Single
Home Run	1 August 13, 2021	at Detroit	Alexander	1R
Multi-HR Game (1)	1 August 13, 2021	at Detroit	Alexander, Holland	1R, 1R
RBI	1 June 17, 2021	Baltimore	López	Double
Stolen Base	1 July 1, 2023	Boston	Jansen	2nd Base
			c-Hamilton	

PROFESSIONAL CAREER:

MINORS:

- In 2017, appeared in 45 games for Class-A (short) Mahoning Valley after signing his first pro contract on June 22.
- Split his 1st full professional season in 2018 between Class-A Lake County, Advanced-A Lynchburg, and Double-A Akron, hitting a combined .289 (121-for-419) with 26 doubles, two triples, two home runs, and 33 RBI in 102 games (.358 OBP)... Struck out only 35 times in 471 plate appearances and drew 41 walks...Voted as having the Best Strike-Zone Discipline in Cleveland Farm System by Baseball America entering 2019.
- Spent most of the 2019 campaign with Akron, appearing in 98 games...Finished the season with Triple-A Columbus, appearing in three regular season games and all eight postseason games for the International League champs (.281, 9-for-32, three runs, two RBI)...Combined on the year, hit .315 (35-for-111) against left-handed pitching...After the season, played all around the diamond in the Arizona Fall League, batting .303 (20-for-66) with two doubles, one triple, five RBI, and five runs in 18 games for Mesa.
- Spent the 2020 season at the club's Alternate Training Site in Lake County...Was a member of the 12-player Taxi Squad in September...Added to the 40-man roster on Nov. 20.

2021:

- Enjoyed three stints with Cleveland in 2021, his 1st taste of the Major Leagues in his 5th professional season...Was with the club on May 30th (27th player, DH), June 13-Aug. 25, and again from Sept. 15-23.
- Placed on the COVID-related IL, Aug. 26-Sept. 6.
- Made his **MLB debut** on June 13 vs. SEA...Went 0-for-1 in his pinch-hit at-bat.
- Collected his 1st hit on June 15 vs. BAL (4th inning single off **Matt Harvey**).
- Hit his 1st and 2nd Major League home runs on Aug. 13 at DET, coming off **Tyler Alexander** and **Derek Holland** (1st career multi-HR game as a professional).
- Over his last 14 games with Cleveland, batted .277 (13-for-47) with seven runs scored, five extra-base hits, and five RBI.
- Positionally with Cleveland, appeared in 22 games at second base (22 GS), 16 games at third base (13GS), two games in left field, and one start at shortstop.
- Hit .421 (8-for-19) when swinging at the 1st pitch.
- Around his three stints in Cleveland, appeared in 33 games for Triple-A Columbus, batting .250 (31-for- 124) with 12 doubles, a triple, a homer, 10 RBI, and 11 runs scored.

2022:

- Split the 2022 campaign between Cleveland and Oakland, appearing in 70 games while hitting .184 (30-for-163) with four doubles and six RBI.
- Appeared at six different positions at the Major League level, spending time at first base (5G), second base (15G), third base (30G), shortstop (1G), and left field (12G) while pitching on two occasions.
- Designated for assignment on Sept. 21...Claimed off waivers by the A's on Sept. 23.
- Played in 21 games at Triple-A Columbus, going 19-for-80 (.238) with seven extra-base hits and 17 RBI (.729 OPS).

2023:

- Was a non-roster invite to Oakland's Spring Training.
- Released by the A's on March 12 and signed by the Blue Jays on March 14.
- Recalled from Triple-A Buffalo on May 23...Made his Toronto debut that night at TB, going 1-for-1 while playing the final 2.0 innings at shortstop.
- Pitched the 8th inning on June 19 at MIA (1.0, 3H, ER), his 3rd career pitching performance and 1st as a Blue Jay.
- Drove in the game-winning run with a **pinch-hit single** in the 8th on June 20 at MIA.
- Hit his **1st home run as a Blue Jay** in the 5th inning on Sept. 1 at COL before notching his 1st career triple in the 9th... Finished the game 2-for-5 with three RBI.
- Went 3-for-5 with an **RBI single** in the 9th inning on Sept. 2 at COL...Was his 2nd career three-hit game (also: Aug. 6, 2021 vs. DET).
- His .388 AVG through his first 28 games with the team was the highest in franchise history over such a span (2nd: **Shea Hillenbrand** - .387 AVG in 2005).
- Appeared in 72 games for the Bisons, batting .348 (100-for-287) with 21 doubles, one triple, 11 home runs, and 58 RBI (.401 OBP, .945 OPS).

Career-Highs - Statcast

	Speed/Distance	Date
Hardest Hit Ball:	109.4 MPH	Aug. 3, 2024 at NYN
Farthest Hit Ball:	415 ft	Sept. 1, 2024 vs. MIN
Top Sprint Speed:	30.4 ft/s	July 31, 2024 at BAL





ESTRADA LAZARO

69
PITCHER

NON-ROSTER

BIRTHDATE April 24, 1999
OPENING DAY AGE 25
BIRTHPLACE Ciudad Habana, Cuba
RESIDENCE Miami, FL
INSTAGRAM @leam2626

BATS/THROWS R/R
HEIGHT/WEIGHT 6-1/225
CONTRACT STATUS signed thru 2026
M.L. SERVICE 0.000
OPTIONS USED 0 of 3

PERSONAL:

- Lazaro Alejandro Estrada.
- Signed with the Blue Jays as an international free agent out of Cuba as an 18-year old in 2018.
- Currently listed as the Blue Jays 26th-ranked prospect entering the 2025 season, according to MLB.com

LAST SEASON:

- Pitched at three levels in 2024, splitting the year between Single-A Dunedin, High-A Vancouver, and Double-A New Hampshire...Combined to make 22 starts, going 5-9 with a 3.29 ERA, a 1.15 WHIP, a .222 OPP AVG, a 28% strikeout rate, and an 8.2% walk rate.
- Twirled a complete game seven-inning no-hitter on June 18 vs. TRI, facing the minimum over the first 5.0 innings and scattering two walks with eight strikeouts over his 7.0-inning outing...Was named the Northwest League Pitcher of the Week.
- Appeared in four games for the Scottsdale Scorpions of the Arizona Fall League, posting a 3.86 ERA and a 0.94 WHIP while striking out 19 batters, walking four, and holding hitters to a .167 average over 11.2 innings...Was one of three Blue Jays prospects named to the Fall Stars Game alongside **Peyton Williams** and **Adrian Pinto**...Pitched a scoreless inning in the Fall Stars Game, giving up a hit while striking out a pair.

Bold – career high; Red – league high

Year	Club & League	W-L	ERA	G	GS	CG	SHO	SV	IP	H	R	ER	HR	HB	BB	IBB	SO	WP	BK	AVG
2018	DOSL Blue Jays (DOSL)	3-3	2.06	14	14	0	0	0	70.0	48	20	16	4	5	12	0	87	5	1	.185
2019	Bluefield (APPY)	2-3	5.85	11	9	0	0	0	47.2	58	37	31	9	5	10	0	39	7	0	.293
2021	Dunedin (LASE)	0-0	3.31	5	2	0	0	0	16.1	17	8	6	2	0	7	0	23	0	3	.250
	Vancouver (HAW)	0-0	0.00	2	0	0	0	0	4.0	1	0	0	0	0	1	0	5	0	0	.091
2022	FCL Blue Jays (FCL)	0-0	7.36	3	1	0	0	0	3.2	2	3	3	0	0	2	0	8	3	0	.154
	Dunedin (FL)	0-0	2.93	6	5	0	0	0	15.1	10	6	5	0	4	5	0	24	3	0	.182
2023	Dunedin (FL)	2-3	2.83	28	9	0	0	4	76.1	55	30	24	3	5	26	0	103	4	1	.199
2024	Dunedin (FL)	0-1	1.93	2	2	0	0	0	4.2	5	2	1	0	0	2	0	5	0	0	.263
	Vancouver (NORW)	2-3	1.96	9	9	1	1	0	41.1	28	16	9	4	2	12	0	53	2	2	.192
	New Hampshire (EL)	3-5	4.47	11	11	0	0	0	52.1	47	28	26	4	1	19	0	55	4	2	.240
Minor Totals		12-18	3.28	91	62	1	1	4	331.2	271	150	121	26	22	96	0	402	28	9	.218

TRANSACTIONS

- Signed by the Toronto Blue Jays on Jan. 4, 2018

PROFESSIONAL CAREER:

MINORS:

- Began his professional career in 2018 with the DSL Blue Jays...Made 14 starts, going 3-3 with a 2.06 ERA (16 ER/70.0 IP), a 0.86 WHIP, a .185 OPP AVG, 12 walks, and 87 strikeouts.
- Spent the 2019 season with the rookie-level Bluefield Blue Jays...Went 2-3 over 11 games (nine starts) with a 5.85 ERA (31 ER/47.2 IP).
- Did not play in 2020 due to the cancelled minor league season.
- Split the 2021 campaign between Single-A Dunedin and High-A Vancouver, making seven appearances (two starts) while posting a 2.66 ERA (6 ER/20.1 IP) with eight walks and 28 punchouts...Had his season cut short in June due to injury.
- Began the 2022 on the injured list and was not activated until July...Made nine appearances (six starts) between the FCL Blue Jays and Single-A Dunedin, posting a 3.79 ERA (8 ER/19.0 IP) and a 1.00 WHIP while holding hitters to a .176 AVG.
- In 2023, spent his first full season of pro ball with Dunedin, appearing in 28 games (nine starts), going 2-3 with a 2.83 ERA (24 ER/76.1 IP), a 1.06 WHIP, a .199 OPP AVG, and 103 strikeouts next to 26 walks.

BIOGRAPHIES

LAST SEASON

HISTORY

RECORDS

OPPONENTS

PLAYER DEV.

MEDIA & MISC.





NON-ROSTER

FISHER

BRAYDON

65
PITCHER

BIRTHDATE July 26, 2000
OPENING DAY AGE 24
BIRTHPLACE League City, TX
RESIDENCE Houston, TX
INSTAGRAM @braydon_fisher11

BATS/THROWS R/R
HEIGHT/WEIGHT 6-4/235
CONTRACT STATUS signed thru 2025
M.L. SERVICE 0.000
OPTIONS USED 0 of 3

PERSONAL:

- Braydon Fisher.
- Had committed to Lamar University in Beaumont, TX, before being drafted in the 4th round of the 2018 First-Year Player Draft by the Dodgers as a 17-year old.
- In his senior year at Clear Falls High School in League City, TX, went 11-2 with a 1.43 ERA and 110 strikeouts over 73.2 innings pitched...As a hitter that year, batted .393 with seven homers and 37 RBI in 112 at-bats.
- Was named to the Texas SportsWriter Association 6A All-State Baseball Team in 2018.

LAST SEASON:

- Split the first half of the season between the Dodgers' Double-A team in Tulsa and their Triple-A squad in Oklahoma City, combining to appear in 15 games while going 2-1 with a 5.68 ERA (12 ER/19.0 IP), 15 walks, and 30 strikeouts.
- Traded to the Blue Jays on June 12 in exchange for UTIL Cavan Biggio.
- Suited up for 31 games between the bullpens of Double-A New Hampshire and Triple-A Buffalo, posting a 4.67 ERA (18 ER/34.2 IP) with a 12.2 K/9 and a 3.67 FIP.
- Combined to record a strikeout rate of 30.4%, eclipsing the 30% mark for the third straight season.
- Surrendered just three home runs on the year after facing 253 batters.

Bold – career high; Red – league high

Year	Club & League	W-L	ERA	G	GS	CG	SHO	SV	IP	H	R	ER	HR	HB	BB	IBB	SO	WP	BK	AVG
2018	ARI Dodgers (ARI)	1-2	2.05	11	9	0	0	0	22.0	21	8	5	2	2	9	0	19	1	2	.259
2021	Rancho Cucamonga (LAW)	5-3	6.56	23	2	0	0	1	70.0	89	59	51	8	4	26	0	83	7	0	.308
2022	Rancho Cucamonga (CALL)	0-0	3.38	3	0	0	0	0	5.1	2	2	2	0	1	3	0	8	1	0	.105
	Great Lakes (MIDW)	4-4	4.75	36	0	0	0	1	47.1	33	29	25	3	1	37	1	64	12	1	.192
2023	Great Lakes (MIDW)	1-0	0.00	4	0	0	0	0	4.0	0	0	0	0	1	0	0	8	0	0	.000
	Tulsa (TL)	5-4	2.95	42	1	0	0	5	61.0	41	29	20	9	2	37	3	82	11	1	.188
2024	Tulsa (TL)	0-1	3.68	7	0	0	0	0	7.1	8	4	3	0	0	5	1	14	0	0	.276
	New Hampshire (EL)	0-0	2.76	14	0	0	0	0	16.1	12	9	5	1	3	7	0	26	3	0	.203
	Oklahoma City (PCL)	2-0	6.94	8	0	0	0	0	11.2	11	9	9	0	0	10	1	16	1	0	.256
	Buffalo (IL)	2-1	6.38	17	0	0	0	0	18.1	24	15	13	2	0	14	0	21	2	0	.312
Minor Totals		20-15	4.55	165	12	0	0	7	263.1	241	164	133	25	14	148	6	341	38	4	.241

TRANSACTIONS

- Selected by the Los Angeles Dodgers in the 4th round of the 2018 First-Year Player Draft
- Traded to the Toronto Blue Jays in exchange for UTIL Cavan Biggio on June 12, 2024

PROFESSIONAL CAREER:

MINORS:

- Began his professional career in 2018, making 11 appearances (nine starts) for the Dodgers' Rookie-level squad in Arizona...Pitched to a 2.05 ERA (5 ER/22.0 IP) with nine walks and 19 strikeouts.
- During a bullpen in the spring of 2019, hyper-extended his elbow which led to UCL surgery and the end of his season.
- Missed the 2020 campaign due to the cancelled minor league season.
- Returned to game action in 2021 with Low-A Rancho Cucamonga, pitching primarily out of the bullpen (23 games, two starts)...Went 5-3 with a 6.56 ERA (51 ER/70.0 IP)...Was named the CAL Pitcher of the Week for the week of May 31-June 6, tossing 7.2 shutout frames between a pair of outings, allowing just a single hit with three walks and 12 strikeouts.
- Began the 2022 campaign at Rancho Cucamonga before earning an early season promotion to High-A Great Lakes... Combined to go 4-4 with a 4.61 ERA (27 ER/52.2 IP) and 72 punchouts.
- Split the 2023 season between High-A Great Lakes and Double-A Tulsa...Made 46 combined appearances (one start), posting a 2.77 ERA (20 ER/65.0 IP) and a 1.20 WHIP with 37 walks, 90 strikeouts, and a .178 OPP AVG...His 12.46 K/9 was the 3rd-highest rate among all Dodgers minor leaguers (min. 65 IP).





NON-ROSTER

FLUHARTY MASON

85
PITCHER

BIRTHDATE August 13, 2001
OPENING DAY AGE 23
BIRTHPLACE Lewes, DE
RESIDENCE Tampa, FL
INSTAGRAM @mason.fluharty

BATS/THROWS R/L
HEIGHT/WEIGHT 6-2/215
CONTRACT STATUS signed thru 2025
M.L. SERVICE 0.000
OPTIONS USED 0 of 3

PERSONAL:

- Mason Lynn Fluharty...Pronounced "FLEW-hardy".
- Graduated from Cape Henlopen High School...Recorded the final out to capture the school's first ever State Championship in 2018...Earned First-Team All-Conference honours in his senior year.
- Spent three seasons at Liberty University, compiling a record of 6-4 over 51 combined appearances with a 3.47 ERA (31 ER/80.1 IP), 23 walks, and 108 strikeouts...Named to ASUN All-Conference second team in his final season in 2022.
- His favourite players growing up were **Ryan Howard** and **Jayson Werth**.
- Ranked as the Blue Jays' 27th-highest prospect after the 2023 season, according to MLB.com...Also the 27th-ranked prospect entering the 2024 season, according to Baseball America....Currently listed as the Blue Jays 19th-ranked prospect entering the 2025 season, according to MLB.com.

LAST SEASON:

- Spent the entirety of the 2024 season with Triple-A Buffalo, posting a 3.63 ERA (27 ER/67.0 IP) over 56 games with 25 walks, 76 strikeouts, and a .222 OPP AVG.
- Held lefties to a .200 average and a 3.34 ERA...His 12.25 K/9 against left-handed hitters was the 7th-highest mark among all Triple-A pitchers (min. 130 BF).
- Allowed one run over his final eight outings of the season, giving up three hits and a pair of walks over 9.0 innings of work with 12 strikeouts.
- Ranked T-2nd in the International League in games played (56).

Bold – career high; Red – league high

Year	Club & League	W-L	ERA	G	GS	CG	SHO	SV	IP	H	R	ER	HR	HB	BB	IBB	SO	WP	BK	AVG
2022	Vancouver (NORW)	1-1	3.52	10	0	0	0	0	15.1	15	7	6	2	0	7	0	21	0	0	.268
2023	Vancouver (NORW)	1-0	0.59	12	0	0	0	1	15.1	7	2	1	1	0	5	0	21	0	0	.132
	New Hampshire (EL)	2-5	4.25	36	0	0	0	4	42.1	49	23	20	6	3	18	4	54	1	1	.290
2024	Buffalo (IL)	5-4	3.63	56	0	0	0	3	67.0	54	31	27	8	4	25	1	76	5	0	.222
Minor Totals		9-10	3.47	114	0	0	0	8	140.0	125	63	54	17	7	55	5	172	6	1	.240

TRANSACTIONS

- Selected by the Toronto Blue Jays in the 5th round of the 2022 First-Year Player Draft

PROFESSIONAL CAREER:

MINORS:

- In 2022, spent his first professional season at High-A Vancouver...Appeared in 10 games for the Canadians, going 1-1 with a 3.52 ERA (6 ER/15.1 IP), seven free passes, and 21 strikeouts.
- Started the 2023 season at High-A Vancouver, appearing in 12 games, allowing a single earned run across 15.1 IP (0.59 ERA) with five walks and 21 strikeouts...Promoted midseason to Double-A New Hampshire, compiling a 2-5 record and a 4.25 ERA (20 ER/42.1IP) across 36 outings, with 18 walks and 54 strikeouts.

TORONTO, LONGEST CONSECUTIVE BATTERS RETIRED STREAKS

BF	First	Last	Pitcher
26	08/04/1989	08/04/1989	Dave Stieb
25	04/13/2013	05/07/2013	Casey Janssen
25	05/31/2013	07/17/2013	Brett Cecil
25	06/17/1995	06/17/1995	David Cone
25	06/13/1991	06/19/1991	Jimmy Key
25	09/22/1982	09/28/1982	Jim Clancy





FRANCIS BOWDEN

44
PITCHER

BIRTHDATE April 22, 1996
OPENING DAY AGE 28
BIRTHPLACE Tallahassee, FL
RESIDENCE Tallahassee, FL
INSTAGRAM @bowdenfrancis33

BATS/THROWS R/R
HEIGHT/WEIGHT 6-5/235
CONTRACT STATUS signed thru 2025
M.L. SERVICE 1.098
OPTIONS USED 2 of 3

PERSONAL:

- Bowden Francis...Pronounced "BAO-den".
- Married to Jenna Francis and father to son, Booker, and daughter, Jojo.
- Brother of **Harrison Francis**, a 4th round draft pick of the Arizona Diamondbacks in 2017.
- First drafted by the Diamondbacks in the 18th round of the 2016 First-Year Player Draft but did not sign.
- Spent two seasons at Chipola College in Marianna, FL, combining to go 21-5 with a 3.31 ERA (59 ER/160.7 IP) and a 1.15 WHIP.
- Named a Rawlings Preseason All-American and Florida All Region 1st Team member in 2015.

LAST SEASON:

- Named to his first career Opening Day roster.
- In his first career MLB start, on April 1 at HOU, allowed seven runs on 10 hits over 5.1 innings with a walk and seven strikeouts (all swinging)...His [seven strikeouts](#) swinging were the most in a Blue Jay's first career start (since 1988).
- Through his first two career MLB starts, posted a 12.96 K/9, the second-highest rate through a pitcher's first two career starts in franchise history (min 5.0 IP), behind only Pete Walker (13.50 K/9).
- On injured list (right forearm extensor tendinitis) from April 25-June 3.
- Made four rehab appearances (two starts) with Triple-A Buffalo, going 2-1 with a 1.74 ERA (2 ER/10.1 IP), two walks, 11 strikeouts, a 0.77 WHIP, and a .162 opponent average.
- On July 29 at BAL, pitched 5.2 innings allowing three runs on six hits and a walk with a pair of strikeouts...Earned his first career win as a starter.
- Retired 21 of the 22 batters he faced on Aug. 12 at LAA, over 7.0 innings of one-run ball, surrendering only a solo home run in the 3rd inning, while recording eight strikeouts...Was his first career quality start...Became just the third pitcher in TOR history to toss 7.0+ innings of one-run ball on one hit, no walks, and at least eight strikeouts, joining **Alek Manoah** (8.0 IP, H, ER, 10K on Sept 13, 2021 vs. TB) and **Roy Halladay** (CG, 9.0IP, H, ER, 8K).
- Earned his sixth win of the season on Aug. 18 at CHC, tossing 7.0 shutout frames with three hits, no walks, and seven strikeouts on 95 pitches (71 strikes)...Threw 7.0 innings in consecutive outings for the first time in his career...Became the fourth pitcher in franchise history to pitch at least 14.0 innings over a two-game span with one-or-fewer runs, four-or-fewer hits, and at least 15 strikeouts, joining **Matt Shoemaker** (March 29-April 3, 2019), **Marco Estrada** (June 19-24, 2015), and **Roger Clemens** (April 27-May 2, 1998)...Is the only one of that group to issue no walks over that two-game span.
- Began the game on Aug. 24 vs. LAA with 8.0 no-hit innings before [surrendering a solo home run](#) to **Taylor Ward** to lead off the 9th inning, the longest no-hit bid by a Blue Jay starter since **Brandon Morrow** threw 8.2 no-hit innings on Aug. 8, 2010 vs. TB...Finished the day pitching 8.0+ innings of one-run ball on a hit and three walks with a [career-high 12 strikeouts](#)...Became the second pitcher in MLB history, over a three-start span, to pitch at least 22.0 innings while allowing two-or-fewer earned runs with five-or-fewer-hits, three-or-fewer-walks, and at least 27 strikeouts, joining **Rube Marquard** of the 1911 New York Giants (27.0 IP, 4H, 0ER, 2BB, 30K)...Had his career-high scoreless streak snapped at 19.0 innings.
- On Aug. 29 at BOS, started the game with 5.1 no-hit innings before surrendering a base hit to **Nick Sogard**...Threw at least 5.0 no-hit innings in back-to-back starts, the first Blue Jay to do so since **R.A. Dickey** from May 29-June 3, 2016...Finished the night with 7.0 shutout innings on a hit and zero walks with five strikeouts.
- Was named American League Pitcher of the Month for the month of August, his 1st career honour, becoming the 2nd Blue Jays pitcher to win this season (José Berrios, March/April) and the 13th Toronto pitcher (20th occurrence) to win the award...In his six appearances (five starts) in August, went 4-1 with a 1.05 ERA (4 ER/34.1 IP), 4 walks, 39 strikeouts, a 3.4% walk rate, a 33.1% strikeout rate, and a .089 opponent batting average...His 0.41 WHIP in August is the lowest in a single month in Major League history among pitchers with at least four starts...Was also named to MLB.com's Team of the Month.
- Was named American League Player of the Week for the week of Aug. 12-18, his first career POTW honour and the first Blue Jay pitcher since **Kevin Gausman** earned the award for the week of Aug. 1-7, 2022...Over his two starts, went 2-0 posting a 0.64 ERA (1 ER/14 IP) with 15 strikeouts and a 0.29 WHIP, while holding batters to a .085 OPP AVG.
- Started the game on Sept. 11 vs. NYM with 8.0 no-hit innings before [surrendering a solo home run](#) to **Francisco Lindor** to lead off the 9th...Finished the game with 8.0+ innings of one-run ball on a hit and a walk with one strikeout...Joined **Dave Stieb** (4x) as the only pitchers in franchise history to have multiple no-hit bids spoiled in the 9th inning...Became the fourth pitcher since 1974 to have three no-hit bids of at least 5.0+ innings within a four-game span, joining **Max Scherzer** (June 14-July 2, 2015), **Doyle Alexander** (July 23-Aug. 7, 1976), and **Roger Nelson** (April 23-May 15, 1974).
- Over his final eight starts, went 4-2 with a 1.33 ERA (8 ER/54.0 IP), a 0.50 WHIP, a 3.1% walk rate, and a 25.5% strikeout rate, while holding opponents to a .116 batting average...His 0.60 WHIP since the All-Star break is the lowest single-season post-ASG WHIP in MLB history (min. 10 starts).



Bold – career high; Red – league high

Year	Club & League	W-L	ERA	G	GS	CG	SHO	SV	IP	H	R	ER	HR	HB	BB	IBB	SO	WP	BK	AVG
2017	Brewers (ARIZ)	0-1	8.10	4	2	0	0	0	10.0	17	9	9	0	1	3	0	13	1	0	.362
2018	Wisconsin (MIDW)	5-8	4.41	22	19	0	0	0	104.0	120	63	51	9	2	29	1	95	6	0	.288
	Carolina (CARL)	2-2	4.88	4	4	0	0	0	24.0	19	13	13	3	2	9	0	11	0	0	.216
2019	Carolina (CARL)	1-1	3.86	3	3	0	0	0	14.0	13	6	6	1	0	6	0	20	2	0	.241
	Biloxi (SOUL)	7-8	3.99	25	24	0	0	0	128.2	111	61	57	14	7	49	1	145	4	2	.233
2021	Biloxi (AASO)	3-1	3.86	4	4	0	0	0	21.0	18	9	9	5	1	5	0	26	0	0	.222
	Nashville (AAAE)	4-2	3.49	7	7	0	0	0	38.2	26	17	15	4	2	12	0	39	0	0	.197
	Buffalo (AAAE)	6-4	4.19	14	13	0	0	0	73.0	56	38	34	15	7	31	0	71	4	1	.209
2022	TORONTO (AL)	0-0	0.00	1	0	0	0	0	0.2	1	0	0	0	0	0	0	1	0	0	.333
	Buffalo (IL)	5-10	6.59	37	23	0	0	0	98.1	108	77	72	23	13	43	0	110	3	3	.278
2023	TORONTO (AL)	1-0	1.73	20	0	0	0	1	36.1	22	7	7	5	1	8	0	35	1	2	.175
	Dunedin (FL)	0-0	0.00	1	1	0	0	0	3.0	0	0	0	0	0	0	0	3	0	0	.000
	Buffalo (IL)	0-2	2.67	9	7	0	0	0	27.0	28	11	8	6	1	7	0	42	1	0	.267
2024	TORONTO (AL)	8-5	3.30	27	13	0	0	0	103.2	74	41	38	17	7	22	0	92	0	1	.196
	Buffalo (IL)	3-1	0.93	6	4	0	0	0	19.1	8	4	2	1	1	3	0	24	0	0	.121
Minor Totals		36-40	4.43	136	111	0	0	0	561.0	524	308	276	81	37	197	2	599	21	6	.246
MAJOR TOTALS		9-5	2.88	48	13	0	0	1	140.2	97	48	45	22	8	30	0	128	1	3	.192

TRANSACTIONS

- Selected by the Milwaukee Brewers in the 7th round of the 2017 First-Year Player Draft.
- Traded to the Toronto Blue Jays along with RHP Trevor Richards in exchange for 1B Rowdy Tellez on July 6, 2021.
- On injured list (right forearm extensor tendinitis) from April 25-June 3, 2024.

GAME HIGHS

ML Debut	April 27, 2022 vs. BOS	ER Allowed	7 – April 1, 2024 at HOU
Innings Pitched:		HR Allowed	3 – April 1, 2024 at HOU
Starter	8-0 – 2x, last: Sept. 11, 2024 vs. NYM	Low Hit CG	None
Reliever	4-0 – 2x, last: June 15, 2024 vs. CLE	Last Win	Aug. 29, 2024 at BOS
Walks:		Last Save	Aug. 20, 2023 at CIN
Starter	3 – 2x, last: Aug. 24, 2024 vs. LAA	Last CG	None
Reliever	3 – June 17, 2023 at TEX	Last ShO	None
Strikeouts:		Last Start	Sept. 24, 2024 vs. BOS
Starter	12 – Aug. 24, 2024 vs. LAA	Last Relief App.	Aug. 4, 2024 at NYY
Reliever	4 – 3x, last: June 21, 2024 at CLE	Longest Win Streak	4G – 2x, last: Aug. 12-29, 2024
Hits Allowed	10 – April 1, 2024 at HOU	Longest Losing Streak	2G – 2x, last: Sept. 4-18, 2024
		Scoreless Innings Streak	19.0 – Aug 12-Aug. 24, 2024

MILESTONES

Category	Date	Opponent	Notes
Start	1 April 1, 2024	at Houston	L - 5.1 IP, 10H, 7ER, 3HR, BB, 7K
Win	1 June 28, 2023	San Francisco	as a reliever - 4.0 IP, 4H, ER, HR, 2K
Save	1 Aug. 20, 2023	at Cincinnati	3.0 IP, 2H, ER, HR, 4K
10+ Strikeout Games (1)			
	1 Aug. 24, 2024	at Los Angeles (AL)	12 strikeouts

PROFESSIONAL CAREER:**MINORS:**

- Spent his 1st professional season in 2017 with the Brewers' Rookie ball squad, surrendering nine runs over 10.0 innings (8.10 ERA).
- Split the 2018 campaign between Class-A Wisconsin and Advanced-A Carolina, going 7-10 with a 4.50 ERA (64 ER/128.0 IP).
- Started the 2019 season with Carolina before earning a midseason promotion to Double-A Biloxi...Combined to go 8-9 with a 3.97 ERA (63 ER/142.2 IP).
- Did not play in 2020 due to the cancelled Minor League season...Trained at Diesel Fitness in Tampa during the shutdown...Joined the Brewers' alternate training site for the month of September.
- Split the first half of the 2021 season between Double-A Biloxi and Triple-A Nashville before being traded to the Blue Jays along with **Trevor Richards** in exchange for **Rowdy Tellez** on July 6.
- Spent the remainder of the year with Triple-A Buffalo, going 6-4 with a 4.19 ERA (34 ER/73.0 IP) and a 1.19 WHIP across 14 games (13 starts)...His 1.12 WHIP in 21 Triple-A East games ranked 2nd best in the league while his 110 strikeouts were 6th most.
- Added to Toronto's 40-man roster at the end of 2021 to protect him from the Rule 5 Draft.

2022:

- Made 23 starts and 14 relief appearances for the Bisons, going 5-10 with a 6.59 ERA and a 1.54 WHIP.
- His 110 punchouts trailed only **Thomas Hatch** (113) for the most among Bison hurlers.
- Recalled from Triple-A Buffalo on April 25.
- Made his **MLB debut** on April 27 vs. BOS, giving up a hit over 0.2 innings with a **punchout**...Struck out **Kiké Hernández** with his 1st career K.
- Optioned on May 2.
- Pitched in nine games for Criollos de Caguas of the Puerto Rican Winter League, going 1-2 with a 1.51 ERA (6 ER/35.2 IP) and a 0.79 WHIP (19H, 47K, 9BB).



2023:

- Did not allow a run in 14 of his 20 Major League outings.
- Recalled from Triple-A Buffalo on June 6, June 24, and Aug. 3.
- Made his season debut on June 10 vs. MIN, tossing 2.2 innings of relief (2H, ER, HR, 3K).
- Picked up his 1st career MLB win on June 28 vs. SF, throwing a career-high 4.0 innings of one-run relief (4H, HR, 2K).
- Tossed 3.2 frames of no-hit ball on Aug. 11 (BB, 3K), extending his scoreless innings streak to a career-best 12.1IP.
- Earned his 1st professional [save](#) as he pitched the final 3.0 innings on Aug. 20 at CIN (2H, ER, 4K, HR).
- Played in 10 combined Minor League contests between Triple-A Buffalo and Single-A Dunedin, posting a 2.40 ERA (8 ER/30.0 IP) with 28H, 7BB, and 45K.

Statcast Data

	2024	Career
Strikeout %:	22.5	23.4
Walk %:	5.4	5.5
Hard Hit %:	36.2	37.3
Fastest Pitch:	97.8 MPH	June 10, 2023 vs. MIN

OLDEST & YOUNGEST BLUE JAYS

OLDEST BLUE JAYS
(40 YEARS OR OLDER)

Player	D.O.B	Last Game	Age at Last Game
Phil Niekro	April 1, 1939	Aug. 29, 1987	48 yrs, 4 mths, 28 days
Omar Vizquel	April 24, 1967	Oct. 3, 2012	45 yrs, 5 mths, 9 days
Darren Oliver	Oct. 6, 1970	Sept. 29, 2013	42 yrs, 11 mths, 23 days
LaTroy Hawkins	Dec. 21, 1972	Oct. 3, 2015	42 yrs, 9 mths, 12 days
Henry Blanco	Aug. 29, 1971	June 5, 2013	41 yrs, 8 mths, 7 days
Dave Stieb	July 22, 1957	Sept. 25, 1998	41 yrs, 2 mths, 3 days
Dave Winfield	Oct. 3, 1951	Oct. 24, 1992	41 yrs, 0 mths, 21 days
Matt Stairs	Feb. 27, 1968	Aug. 27, 2008	40 yrs, 6 mths, 0 days
Dave Parker	June 9, 1951	Oct. 2, 1991	40 yrs, 3 mths, 23 days
Dan Plesac	Feb. 4, 1962	May 22, 2002	40 yrs, 3 mths, 18 days
Ramon Ortiz	May 23, 1973	June 2, 2013	40 yrs, 0 mths, 10 days

YOUNGEST BLUE JAYS
(20 YEARS OR YOUNGER)

Player	D.O.B	First Game	Age at First Game
Brian Milner	Nov. 17, 1959	June 23, 1978	18 yrs, 7 mths, 6 days
Elvis Luciano	Feb. 15, 2000	March 31, 2019	19 yrs, 1 mth, 14 days
Fred Manrique	Nov. 5, 1961	Aug. 23, 1981	19 yrs, 9 mths, 18 days
Manny Lee	June 17, 1965	April 10, 1985	19 yrs, 9 mths, 24 days
Roberto Osuna	Feb. 7, 1995	April 8, 2015	20 yrs, 2 mths, 1 day
Vladimir Guerrero Jr.	Mar. 16, 1999	April 26, 2019	20 yrs, 1 mth, 10 days
Miguel Castro	Dec. 24, 1994	April 6, 2015	20 yrs, 3 mths, 13 days
Travis Snider	Feb. 2, 1988	Aug. 29, 2008	20 yrs, 6 mths, 27 days





GARCÍA

YIMI

93
PITCHER

BIRTHDATE August 18, 1990
OPENING DAY AGE 34
BIRTHPLACE Moca, Dominican Republic
RESIDENCE Moca, Dominican Republic
INSTAGRAM @yimigarcia106

BATS/THROWS R/R
HEIGHT/WEIGHT 6-1/225
CONTRACT STATUS signed thru 2026
M.L. SERVICE 9.149
OPTIONS USED 3 of 3

PERSONAL:

- Yimi García (pronounced "Jimmy").
- Signed as a non-drafted free agent on January 29, 2009 by the Dodgers...Signed by scout **Bienvenido Tavarez**.
- Is the only player in Blue Jays history to wear number 93 on his uniform.

LAST SEASON:

- Went 3-0 with five saves, 13 holds, a 3.46 ERA (15 ER, 39.0 IP), 12 walks, 49 strikeouts, and a 0.90 WHIP in 39 relief appearances between Seattle and Toronto.
- Posted an 11.31 K/9 rate, the second-best mark in his career (11.40 in 2020).
- Traded by Toronto to Seattle on July 26 in exchange for **OF Jonatan Clase** and minor league **C Jacob Sharp**.
- Had two stints on the Injured List...On 15-day Injured List with right ulnar nerve neuritis from June 17-July 19, 2024...Included rehab assignment with Triple-A Buffalo...Placed on 15-day Injured List on Aug. 23 with right elbow inflammation and missed the rest of the season...Transferred to 60-day IL on Sept. 10.
- Went 3-0 with five saves, 10 holds, a 2.70 ERA (9 ER, 30.0 IP), eight walks, 42 strikeouts, and 0.80 WHIP in 29 appearances with the Blue Jays.
- Made 10 appearances with the Mariners, holding a 6.00 ERA (6 ER, 9.0 IP) with four walks, seven strikeouts and one hold.
- Did not allow a run in 14 appearances from April 10-May 20, tossing 15.1 IP with five walks and 20 strikeouts during the scoreless streak.

Bold – career high; Red – league high

Year	Club & League	W-L	ERA	G	GS	CG	SHO	SV	IP	H	R	ER	HR	HB	BB	IBB	SO	WP	BK	AVG
2009	Dodgers (DOSL)	3-2	1.67	16	5	0	0	0	54.0	37	13	10	0	4	15	0	51	3	0	.202
2010	Dodgers (ARIZ)	1-2	7.04	13	4	0	0	1	30.2	47	26	24	1	2	8	0	22	3	0	.356
2011	Ogden (PION)	4-2	3.10	20	1	0	0	4	52.1	46	23	18	4	4	19	2	71	2	2	.236
2012	Great Lakes (MIDW)	4-4	3.02	40	0	0	0	14	41.2	42	19	14	0	1	17	3	60	4	1	.253
	Rancho Cucamonga (CALL)	2-1	2.53	9	0	0	0	2	10.2	7	5	3	0	0	5	0	22	0	0	.175
2013	Chattanooga (SOUL)	4-6	2.54	49	0	0	0	19	60.1	35	17	17	9	2	14	1	85	1	0	.164
2014	Albuquerque (PCL)	4-2	3.10	47	0	0	0	5	61.0	58	23	21	5	5	18	0	69	0	0	.249
	LOS ANGELES (NL)	0-0	1.80	8	0	0	0	0	10.0	6	2	2	0	1	0	0	9	0	0	.171
2015	Oklahoma City (PCL)	0-0	4.22	9	0	0	0	0	10.2	9	5	5	1	0	5	0	12	0	0	.231
	LOS ANGELES (NL)	3-5	3.34	59	1	0	0	1	56.2	44	23	21	8	2	10	1	68	1	0	.209
2016	Dodgers (ARIZ)	0-0	0.00	1	1	0	0	0	1.0	0	0	0	0	0	0	0	0	0	0	.000
	Rancho Cucamonga (CALL)	0-0	6.00	2	2	0	0	0	3.0	3	2	2	2	1	0	0	5	0	0	.273
	Tulsa (TL)	0-1	10.80	3	0	0	0	0	3.1	4	4	4	1	1	0	0	5	0	0	.308
	LOS ANGELES (NL)	0-0	3.24	9	0	0	0	0	8.1	9	3	3	0	1	1	0	4	0	0	.310
2017									Did not play due to injury											
2018	Dodgers (ARIZ)	0-0	0.00	3	2	0	0	0	3.0	2	1	0	0	0	0	0	4	0	0	.182
	Oklahoma City (PCL)	1-0	4.30	14	0	0	0	1	14.2	16	7	7	2	1	0	0	14	0	0	.281
	LOS ANGELES (NL)	1-2	5.64	25	0	0	0	0	22.1	29	18	14	7	2	4	1	19	0	0	.305
2019	LOS ANGELES (NL)	1-4	3.61	64	0	0	0	0	62.1	40	28	25	15	6	14	2	66	1	1	.178
2020	MIAMI (NL)	3-0	0.60	14	0	0	0	1	15.0	9	1	1	0	0	5	0	19	0	1	.164
2021	MIAMI (NL)	3-7	3.47	39	0	0	0	15	36.1	31	18	14	5	1	13	5	35	0	0	.233
	HOUSTON (AL)	1-2	5.48	23	0	0	0	0	21.1	18	15	13	3	0	5	0	25	0	0	.225
	2 TEAMS	4-9	4.21	62	0	0	0	15	57.2	49	33	27	8	1	18	5	60	0	0	.230
2022	TORONTO (AL)	4-5	3.10	61	0	0	0	1	61.0	48	26	21	6	4	16	3	58	1	1	.215
	Buffalo (IL)	0-0	0.00	1	0	0	0	0	1.0	0	0	0	0	0	0	0	2	0	0	.000
2023	TORONTO (AL)	3-4	4.09	73	0	0	0	3	66.0	67	35	30	8	6	15	1	79	0	0	.261
2024	TORONTO (AL)	3-0	2.70	29	0	0	0	5	30.0	16	9	9	3	2	8	3	42	1	0	.154
	SEATTLE (AL)	0-0	6.00	10	0	0	0	0	9.0	7	6	6	3	0	4	0	7	0	0	.206
	2 TEAMS	3-0	3.46	39	0	0	0	5	39.0	23	15	15	6	2	12	3	49	1	0	.167
	Buffalo (IL)	0-1	10.80	2	0	0	0	0	1.2	2	2	2	0	0	1	0	2	0	0	.333
Minor Totals		23-21	3.28	229	15	0	0	46	349.0	308	147	127	25	21	102	6	424	13	3	.236
MAJOR TOTALS		22-29	3.59	414	1	0	0	26	398.1	324	184	159	60	24	96	16	431	4	3	.219

WILD CARD RECORD

Year	Club and Opp.	W-L	ERA	G	GS	CG	ShO	SV	IP	H	R	ER	HR	HB	BB	IBB	SO	WP	BK	AVG
2020	MIA vs. CHC	0-0	0.00	2	0	0	0	0	2.0	0	0	0	0	1	0	0	2	0	0	.000
2022	TOR vs. SEA	0-0	0.00	2	0	0	0	0	1.0	1	0	0	0	0	0	0	1	0	0	.250
2023	TOR vs. MIN	0-0	0.00	1	0	0	0	0	1.1	0	0	0	0	0	1	0	3	0	0	.000
TOTALS		0-0	0.00	5	0	0	0	0	4.1	1	0	0	0	1	1	0	6	0	0	.071

BIOGRAPHIES

LAST SEASON

HISTORY

RECORDS

OPPONENTS

PLAYER DEV.

MEDIA & MISC.





DIVISION SERIES RECORD

Year	Club and Opp.	W-L	ERA	G	GS	CG	ShO	SV	IP	H	R	ER	HR	HB	BB	IBB	SO	WP	BK	AVG
2015	LAD vs. NYM	0-0	0.00	1	0	0	0	0	1.0	0	0	0	0	0	1	0	3	0	0	.000
2020	MIA vs. ATL	0-0	20.25	2	0	0	0	0	1.1	4	3	3	1	0	1	0	1	0	1	.500
2021	HOU vs. CWS	1-1	18.00	3	0	0	0	0	2.0	5	4	4	1	0	0	0	2	1	0	.500
TOTALS		1-1	14.54	6	0	0	0	0	4.1	9	7	7	2	0	2	0	6	1	1	.429

CHAMPIONSHIP SERIES RECORD

Year	Club and Opp.	W-L	ERA	G	GS	CG	ShO	SV	IP	H	R	ER	HR	HB	BB	IBB	SO	WP	BK	AVG
2021	HOU vs. BOS	0-0	9.00	3	0	0	0	0	3.0	3	3	3	1	1	2	0	4	1	0	.250

WORLD SERIES RECORD

Year	Club and Opp.	W-L	ERA	G	GS	CG	ShO	SV	IP	H	R	ER	HR	HB	BB	IBB	SO	WP	BK	AVG
2021	HOU vs. ATL	0-0	0.00	4	0	0	0	0	4.0	1	0	0	0	0	1	0	2	0	0	.077

WORLD BASEBALL CLASSIC RECORD

Year	Country	W-L	ERA	G	GS	CG	ShO	SV	IP	H	R	ER	HR	HB	BB	IBB	SO	WP	BK	AVG
2023	Dominican Republic	0-0	0.00	2	0	0	0	0	2.0	2	1	0	0	0	0	0	2	0	0	.286

TRANSACTIONS

- Signed by the Los Angeles Dodgers on January 29, 2009
- On injured list (right biceps soreness) from April 23-November 7, 2016
- On injured list (right elbow surgery) from February 15, 2017-April 25, 2018
- On injured list (right forearm inflammation) from July 7-August 24, 2018
- Signed by the Miami Marlins on December 20, 2019
- Traded to the Houston Astros in exchange for OF Bryan De La Cruz and RHP Austin Pruitt on July 28, 2021
- Signed by the Toronto Blue Jays on December 1, 2021
- On injured list (left back strain) from June 24-July 7, 2022
- On injured list (right elbow ulnar neuritis) from June 17-July 18, 2024
- Traded to the Seattle Mariners in exchange for OF Jonatan Clase and C Jacob Sharp on July 26, 2024
- On injured list (right elbow inflammation) from August 23, 2024 for the remainder of the season
- Signed by the Toronto Blue Jays on December 13, 2024

GAME HIGHS

ML Debut	Sept. 1, 2014 vs. WAS	ER Allowed	4 – 4x, last: May 21, 2023 vs. BAL
Innings Pitched:		HR Allowed	2 – 3x, last: April 14, 2023 vs. TB
Starter	2.0 – July 6, 2015 vs. PHI	Low Hit CG	None
Reliever	2.0 – 17x, last: April. 10, 2024 vs. SEA	Last Win	June 9, 2024 at OAK
Walks:		Last Save	June 11, 2024 at MIL
Starter	None	Last CG	None
Reliever	3 – 2x, last: July 4, 2021 at ATL	Last ShO	None
Strikeouts:		Last Start	July 6, 2015 vs. PHI
Starter	2 – July 6, 2015 vs. PHI	Last Relief App.	Aug. 19, 2024 at LAD
Reliever	4 – 4x, last: April 10, 2024 vs. SEA	Longest Win Streak	3G – 3x, last: April 5, 2024-current
Hits Allowed	5 – May 21, 2023 vs. BAL	Longest Losing Streak	7G – May 27-Sept. 18, 2021
		Scoreless Innings Streak	15.1 – April 10-May 20, 2024

MILESTONES

Category	Date	Opponent	Notes
Start	1 July 6, 2015	Philadelphia	ND - 2.0 IP, 4H, 2ER, HR, 2K
Win	1 April 13, 2015	Seattle	as a reliever - 1.0 IP, 2K
Save	1 April 24, 2015	at San Diego	1.0 IP, 2K

PROFESSIONAL CAREER:

MINORS:

- Posted a 3-2 record in 16 games (five starts) with the Rookie-level DSL Dodgers in his 1st professional season in 2009 and ranked 2nd on the club with a 1.67 ERA...Limited opponents to a .202 average with 51 strikeouts against just 15 walks in 54.0 innings.
- Went 1-2 with one save and a 7.04 ERA in 13 games (four starts) for the Rookie-level AZL Dodgers in 2010.
- Appeared in 20 games (one start) with Rookie-level Ogden in 2011, going 4-2 with four saves and a 3.10 ERA...Struck out 71 batters in just 52.1 innings and limited opposing hitters to a .236 average.
- In 2012, went a combined 6-5 with a 2.92 ERA in 49 appearances with Class-A Great Lakes and Advanced-A Rancho Cucamonga...Struck out 82 in 52.1 innings, while limiting opposing hitters to a .238 batting average.
- Spent the entire 2013 campaign with Double-A Chattanooga, going 4-6 with 19 saves and a 2.54 ERA in 49 games...Tied for 2nd in the league with 19 saves in 26 opportunities, which led all Dodger minor leaguers in 2013...Selected as a Southern League Mid-Season All-Star...Also named a MiLB.com Organizational All-Star and was selected to the Arizona Fall League Rising Stars game.

2014:

- Broke into the Majors as a September call-up after spending the majority of the year with Triple-A Albuquerque.
- Recalled from Albuquerque on Sept. 1 and made his **MLB debut** that evening against Washington at Dodger Stadium, firing 2.0 scoreless innings while striking out one hitter (**Anthony Rendon**).
- Posted a 1.80 ERA (2 ER/10.0 IP) in 10 games for Los Angeles...Registered nine strikeouts to just one walk in his 10 games.
- Went 4-2 with five saves and a 3.10 ERA in 47 appearances with Triple-A Albuquerque before his promotion to LAD.

2015:

- Made his 1st Opening Day roster in his 2nd big-league season, going 3-5 with one save and 3.34 ERA in 59 games (one start) across three stints with Los Angeles.
- Ranked among the NL's best relievers in WHIP (0.95, 5th), opponents' batting average (.199, 16th), opponents' on-base percentage (.242, 4th), strikeout-to-walk ratio (6.60, 3rd), and strikeout per nine innings (10.87, 15th).
- Recorded a career-high 68 strikeouts against just 10 walks in 56.2 innings...Did not issue a walk between June 7-Sept. 28, a span of 33.2 innings over 33 games...Had a streak of 12.1 scoreless innings over 12 appearances from April 10-May 10.
- Earned his 1st MLB victory on April 13 vs. SEA with a scoreless inning pitched in the Dodgers' 6-5 win.
- Recorded his 1st big-league save on April 24 at SD.
- Posted a 3.13 ERA (19 ER/54.2 IP) in 58 relief appearances and made one start on July 6 vs. PHI, allowing two runs on four hits in 2.0 innings.
- Selected to the Dodgers' 2015 NLDS roster and made his 1st career postseason appearance at NYM, striking out three and issuing one walk in 1.0 inning of relief.

2016:

- Opened the season with Los Angeles and made nine relief appearances, posting a 3.24 ERA (3 ER/8.1 IP), before being placed on the DL with right biceps soreness for the rest of the season.
- Attempted a comeback with six rehab appearances (three starts) in July, but underwent arthroscopic surgery to remove a bone fragment in his left knee on Sept. 6.

2017:

- Missed the entire season while recovering from Tommy John surgery which he underwent on Oct. 25, 2016.

2018:

- Appeared in the Majors for the first time since 2016 due to injury, and went 1-2 with a 5.64 ERA in 25 games...Struck out 19 batters and walked four over 22.1 innings of relief.
- Pitched the 8th inning of the Dodgers' combined no-hitter on May 4 vs. SD in Monterrey, Mexico, striking out two in a 1-2-3 frame...**Walker Buehler** started the game (6.0 IP), followed by **Tony Cingrani** (1.0 IP), **Garcia** (1.0 IP), and **Adam Liberatore** (1.0 IP), as the group tossed the 1st combined no-hitter in franchise history.

2019:

- Set career-highs in appearances (64) and innings (62.1).
- Finished the season with a 1-4 record and 3.61 ERA, and held opponents to a .178 batting average while posting a 0.87 WHIP.
- His WHIP ranked 3rd among NL relievers, behind only **Josh Hader** (0.81) and **Giovanny Gallegos** (0.81)...His opponents' batting average ranked 5th in the NL (7th in MLB), and his ERA ranked 21st.

2020:

- Went 3-0 with a 0.60 ERA (1 ER/15.0 IP) in 2020, collecting one save...Allowed just nine hits in 15.0 innings, striking out 19 and walking five.
- Recorded his [2nd career save](#) on September 11 vs. PHI...His only previous save came on April 24, 2015 at SD with the Dodgers.
- Set the Cubs [down in order](#) on Sept. 30, striking out two, in the 8th inning of Game 1 of the Wild Card Series.
- Worked another clean 8th inning in Game 2 to help send the Marlins to the Division Series.

2021:

- Split the 2021 season between the Marlins and Astros, pitching to a 4-9 record with a 4.21 ERA (27 ER/57.2 IP), 18 walks, 60 strikeouts, and a 1.16 WHIP.
- Converted 15 of his 18 save opportunities (all with Miami)...Had only two career saves prior to the season.
- Made 10 appearances for Houston during the postseason, going 1-1 with a 7.00 ERA (7 ER/9.0 IP), including three walks and eight strikeouts.

2022:

- His career-high 22 holds were tied for 9th most in the AL...Tied a personal best with four wins (also in 2021).
- Went ER-free in 48 of his 61 outings.
- Made his Toronto debut on April 8 vs. TEX, throwing 1.0 scoreless inning with a walk on 20 pitches (12 strikes).
- Struck out three of four batters faced on June 19 vs. NYY to earn his 1st win as a Blue Jay as the team rallied for a 10-9 comeback win.
- Cameback on the injured list from June 22-July 7 with a left back strain.
- Picked up his 1st [save](#) as a Blue Jay with a perfect 9th inning on Aug. 20 at NYY.
- Pitched a scoreless 10th and 11th to earn his 3rd win on Aug. 30 vs. CHC.

2023:

- Appeared in career-high 73 games, 4th most in AL (T-7th in MLB).
- Also set personal bests in innings pitched (66.0) and strikeouts (79).
- Stranded 28 of his 35 inherited runners...His 20.0 inherited runners scored percentage was 3rd best in the AL (T-4th in MLB).
- Picked up his 1st save of the season as he retired both batters faced to close out the 11th inning in the opening game of a doubleheader on July 6 at CWS.
- Over his last 42 outings, posted a 2.70 ERA and a 0.93 WHIP while holding hitters to a .211 AVG (36.2 IP, 28H, 11ER, 6BB, 43K).
- Struck out 3 batters over 1.1 hitless innings in Game 1 of the ALWC at MIN, tying his most K's in a playoff game (also: 2015 NLDS Game 3 at NYM).

Statcast Data

	2024	Career
Strikeout %:	32.0	26.6
Walk %:	7.8	6.0
Hard Hit %:	34.4	34.2
Fastest Pitch:	99.8 MPH	April 10, 2024 vs. SEA





GAUSMAN

KEVIN

34
PITCHER

BIRTHDATE January 6, 1991
OPENING DAY AGE 34
BIRTHPLACE Centennial, CO
RESIDENCE Baton Rouge, LA
INSTAGRAM @kevingausman34

BATS/THROWS L/R
HEIGHT/WEIGHT 6-2/205
CONTRACT STATUS signed thru 2026
M.L. SERVICE 10.151
OPTIONS USED 3 of 3

PERSONAL:

- Kevin John Gausman...Pronounced GAWZ-min.
- Married his wife, Taylor, in December of 2016...They have two daughters, Sadie and Sutton...Sadie threw out the ceremonial first pitch on her dad's Bobblehead Day on July 13, 2022.
- Selected 4th overall in the 2012 draft by the Baltimore Orioles behind **Carlos Correa** (HOU), **Byron Buxton** (MIN), and **Mike Zunino** (SEA).
- Before the 2018 season, changed from his old number of 39 to 34, in honour of the late former Toronto Blue Jays and Philadelphia Phillies pitcher **Roy Halladay**...Said Halladay was his idol growing up because they both hailed from Colorado.
- Wears his home state pride on his left arm where he has a sleeve tattoo that includes spot colour of the red and gold "C" logo that is on the Colorado state flag.
- Has two career immaculate innings (striking out three batters in one inning on just nine pitches): on April 23, 2018 vs. CLE and on August 18, 2019 vs. STL.
- Entering the 2025 season, has recorded 17 double-digit strikeout games in a Blue Jays uniform, trailing only **Roger Clemens** (25) for the most in TOR history.

LAST SEASON:

- Became the second pitcher in franchise history to record at least 150 strikeouts in three consecutive seasons, joining **Dave Stieb** (1983-85)...Since joining the Blue Jays, has recorded 604 punchouts, the most by any pitcher through their first 93 starts in franchise history...Since the start of 2022, his 604 strikeouts are the most in the AL and 5th most in MLB.
- Became the third pitcher in franchise history to make 30+ starts in each of his first three seasons with the team, joining **Mark Buehrle** (2013-2015) and **R.A. Dickey** (2013-2015).
- Owned a 2.51 ERA on the road, the best mark in the AL and trailed only **Chris Sale** (2.48) for the lowest mark in the Majors.
- Earned the win on May 23 at DET after tossing 6.0 frames of one-run ball, scattering three hits and two walks with a season-high 10 strikeouts...Marked his first game with double-digit strikeouts since Sept. 20, 2023.
- On June 3 vs. BAL, struck out **Connor Norby** to end the 2nd inning, reaching [500 career strikeouts as a Blue Jay](#) in his 74th game with the club, the second-fastest pitcher in franchise history to reach the mark (**Roger Clemens** – 61G).
- Tossed his [first career 9.0 inning complete game shutout](#) on June 8 at OAK, allowing just five hits and a walk with a season-high tying 10 strikeouts...Marked his second career complete game (5.0 inning CG on July 13, 2014 at NYY), his first career shutout, and his second career game pitching 9.0 shutout innings (May 5, 2018 at OAK)...Marked the Blue Jays' first complete game shutout since Chris Bassitt's on May 12, 2023 vs. ATL and their first on the road since **Mark Buehrle** did so on June 3, 2015 at WAS.
- Over five road starts between April 23-June 8, posted a 0.55 ERA (2 ER/33.0 IP)...Marked the lowest ERA over a five-start span on the road in franchise history.
- Threw his second [9.0-inning complete game](#) of the season on July 27 vs. TEX, giving up three runs on four hits and a pair of walks with eight strikeouts...Threw a season-high 118 pitches (81 strikes), two shy of his career-high 120 on Sept. 14, 2016 at BOS...Became the only American League pitcher with multiple complete games on the season, and the first Blue Jay to accomplish the feat since **Marcus Stroman** had a pair in the 2017 season.
- Picked up his 100th career win on Aug. 25 vs. LAA, tossing 7.0 innings of one-run ball with two hits, no walks, and a season-high-tying 10 strikeouts.
- Over his last 14 starts of the season, went 8-4 while posting a 2.90 ERA (28 ER/84.0 IP) with an 8.6% walk rate, a 19.6% strikeout rate, a 1.10 WHIP, a .209 opponent AVG, and a .263 wOBA.

Statcast Data

	2024	Career
Strikeout %:	21.4	24.9
Walk %:	7.4	6.6
Hard Hit %:	42.4	38.3
Fastest Pitch:	101.0 MPH	April 22, 2015 at TOR



Bold – career high; Red – league high

Year	Club & League	W-L	ERA	G	GS	CG	ShO	SV	IP	H	R	ER	HR	HB	BB	IBB	SO	WP	BK	AVG
2012	Aberdeen (NYP)	0-0	0.00	2	2	0	0	0	6.0	1	0	0	0	0	0	0	5	0	0	.053
	Frederick (CARL)	0-1	6.00	3	3	0	0	0	9.0	10	6	6	3	0	1	0	8	0	1	.278
2013	Bowie (EL)	2-4	3.11	8	8	0	0	0	46.1	44	21	16	3	3	5	0	49	7	0	.246
	Norfolk (IL)	1-2	4.04	8	7	0	0	0	35.2	36	16	16	1	1	9	0	33	2	0	.271
	BALTIMORE (AL)	3-5	5.66	20	5	0	0	0	47.2	51	30	8	0	13	2	49	4	0	0	.276
2014	Aberdeen (NYP)	0-0	0.00	1	1	0	0	0	2.0	1	1	0	0	0	1	0	1	0	0	.143
	Norfolk (IL)	1-3	3.32	11	11	0	0	0	43.1	41	18	16	5	0	18	0	44	1	0	.246
	BALTIMORE (AL)	7-7	3.57	20	20	1	0	0	113.1	111	48	45	7	1	38	0	88	9	0	.260
2015	Frederick (CARL)	0-0	1.80	2	2	0	0	0	5.0	2	1	1	1	0	0	0	6	0	0	.100
	Bowie (EL)	0-1	10.80	1	1	0	0	0	3.1	4	4	4	2	0	0	0	4	0	0	.286
	Norfolk (IL)	0-1	1.29	3	3	0	0	0	14.0	10	3	2	2	0	6	0	14	0	0	.204
	BALTIMORE (AL)	4-7	4.25	25	17	0	0	0	112.1	109	56	53	17	2	29	1	103	7	0	.251
2016	Frederick (CARL)	0-1	2.70	1	1	0	0	0	3.1	4	2	1	0	0	2	0	8	0	0	.267
	Bowie (EL)	0-1	0.00	1	1	0	0	0	2.0	4	1	0	0	0	1	0	2	0	0	.364
	Norfolk (IL)	0-1	4.76	1	1	0	0	0	5.2	4	3	3	0	0	2	0	9	1	0	.200
	BALTIMORE (AL)	9-12	3.61	30	30	0	0	0	179.2	183	76	72	28	5	47	1	174	8	0	.262
2017	BALTIMORE (AL)	11-12	4.68	34	34	0	0	0	186.2	208	99	97	29	5	71	0	179	8	1	.283
2018	BALTIMORE (AL)	5-8	4.43	21	21	0	0	0	124.0	139	62	61	21	5	32	0	104	6	0	.281
	ATLANTA (NL)	5-3	2.87	10	10	0	0	0	59.2	50	23	19	5	2	18	1	44	0	0	.227
	2 TEAMS	10-11	3.92	31	31	0	0	0	183.2	189	85	80	26	7	50	1	148	6	0	.264
2019	Florida (FSL)	0-1	5.40	1	1	0	0	0	5.0	5	3	3	1	0	1	0	6	0	0	.263
	Mississippi (SOUL)	0-0	0.00	1	1	0	0	0	6.0	3	1	0	0	0	0	0	3	0	0	.136
	Gwinnett (IL)	0-1	2.57	1	1	0	0	0	7.0	6	3	2	1	0	1	0	10	0	0	.240
	ATLANTA (NL)	3-7	6.19	16	16	0	0	0	80.0	92	60	55	12	4	27	2	85	2	0	.290
	CINCINNATI (NL)	0-2	4.03	15	1	0	0	0	22.1	21	11	10	3	1	5	1	29	0	0	.250
	2 TEAMS	3-9	5.72	31	17	0	0	0	102.1	113	71	65	15	5	32	3	114	2	0	.282
2020	SAN FRANCISCO (NL)	3-3	3.62	12	10	0	0	0	59.2	50	26	24	8	0	16	0	79	4	1	.221
2021	SAN FRANCISCO (NL)	14-6	2.81	33	33	0	0	0	192.0	150	66	60	20	4	50	1	227	7	0	.210
2022	TORONTO (AL)	12-10	3.35	31	31	0	0	0	174.2	188	72	65	15	1	28	0	205	2	0	.272
2023	TORONTO (AL)	12-9	3.16	31	31	0	0	0	185.0	163	72	65	19	3	55	0	237	3	2	.233
2023	TORONTO (AL)	14-11	3.83	31	31	2	1	0	181.0	165	86	77	20	2	56	0	162	3	2	.238
Minor Totals		4-17	3.25	45	44	0	0	0	193.2	175	83	70	19	4	47	0	202	11	1	.238
MAJOR TOTALS		102-102	3.84	329	290	3	1	0	1718.0	1680	787	733	212	35	485	9	1765	63	8	.254

WILD CARD RECORD

Year	Club and Opp.	W-L	ERA	G	GS	CG	ShO	SV	IP	H	R	ER	HR	HB	BB	IBB	SO	WP	BK	AVG
2022	TOR vs. SEA	0-0	6.35	1	1	0	0	0	5.2	5	4	4	0	0	1	0	7	0	0	.227
2023	TOR vs. MIN	0-1	6.75	1	1	0	0	0	4.0	3	3	3	2	0	3	0	5	0	0	.200
TOTALS		0-1	6.52	2	2	0	0	0	9.2	8	7	7	2	0	4	0	12	0	0	.216

DIVISION SERIES RECORD

Year	Club and Opp.	W-L	ERA	G	GS	CG	ShO	SV	IP	H	R	ER	HR	HB	BB	IBB	SO	WP	BK	AVG
2014	BAL vs. DET	0-0	2.45	1	0	0	0	0	3.2	3	1	1	0	0	1	0	5	0	0	.250
2018	ATL vs. LAD	0-0	9.00	1	0	0	0	0	2.0	2	2	2	1	0	2	0	4	0	0	.250
2021	SF vs. LAD	0-1	6.00	2	1	0	0	0	6.0	4	4	4	0	0	3	1	7	0	0	.182
TOTALS		0-1	5.40	4	1	0	0	0	11.2	9	7	7	1	0	6	1	16	0	0	.214

CHAMPIONSHIP SERIES RECORD

Year	Club and Opp.	W-L	ERA	G	GS	CG	ShO	SV	IP	H	R	ER	HR	HB	BB	IBB	SO	WP	BK	AVG
2014	BAL vs. KC	0-0	0.00	2	0	0	0	0	4.1	1	0	0	0	0	1	0	2	0	0	.083

TRANSACTIONS

- Selected by the Baltimore Orioles in the 1st round (4th overall) of the 2012 First-Year Player Draft.
- On injured list (right shoulder tendinitis) from May 8-June 20, 2015
- On injured list (right shoulder tendinitis) from April 3-25, 2016
- Traded to the Atlanta Braves along with RHP Darren O'Day in exchange for INF JC Encarnacion, C Brett Cumberland, RHP Evan Phillips, LHP Bruce Zimmermann, and international bonus slot money on July 31, 2018
- On injured list (right shoulder inflammation) from March 28-April 5, 2019
- On injured list (plantar fasciitis) from June 11-July 21, 2019
- Claimed off waivers by the Cincinnati Reds on August 5, 2019
- Signed by the San Francisco Giants on December 11, 2019
- Signed by the Toronto Blue Jays on December 1, 2021

GAME HIGHS**ML Debut** May 23, 2013 at TOR**Innings Pitched:****Starter** 9.0 – May 5, 2018 at OAK**Reliever** 4.1 – June 28, 2013 vs. NYY**Walks:****Starter** 6 – 3x, last: Sept. 14, 2023 vs. TEX**Reliever** 2 – 6x, last: Sept. 28, 2019 at PIT**Strikeouts:****Starter** 13 – 2x, last: June 6, 2023 vs. HOU**Reliever** 6 – Aug. 18, 2019 vs. STL**Hits Allowed** 12 – 2x, last: June 5, 2019 at PIT**ER Allowed****HR Allowed****Low Hit CG****Last Win****Last Save****Last CG****Last ShO****Last Start****Last Relief App.****Longest Win Streak****Longest Losing Streak****Scoreless Innings Streak**

8 – 4x, last: May 4, 2023 at BOS

4 – 3x, last: July 22, 2023 at SEA

4 – July 13, 2014 vs. NYY

Sept. 20, 2023 at NYY

None

July 13, 2014 vs. NYY

May 5, 2018 at OAK

Sept. 26, 2023 vs. NYY

Sept. 27, 2020 vs. SD

7G – April 19-June 5, 2021

5G – 2x, last: July 28, 2019-Aug. 4, 2020

20.0 – Aug. 23-Sept. 9, 2016



MILESTONES

Category	Date	Opponent	Notes
Start	1 May 23, 2013	at Toronto	L - 5.0 IP, 7H, 4ER, HR, 2BB, 5K
	100 Aug. 26, 2017	at Boston	W - 7.2 IP, 4H, OR, 3BB, 5K
	200 April 21, 2022	Boston	W - 8.0+ IP, 7H, ER, 0BB, 8K
Win	1 June 28, 2013	New York (AL)	as a reliever - 4.1 IP, 3H, OR, 4K
10+ Strikeout Games (21)			
	21 Sept. 20, 2023	at New York (AL)	10 strikeouts

PROFESSIONAL CAREER:

MINORS:

- Signed on July 13, 2012 and made his professional debut with Class-A (short) Aberdeen...Also made three starts for Advanced-A Frederick.

2013:

- Reached the Majors in just his 2nd professional season, making five starts and 15 relief appearances during three stints with the Orioles...Entered the season as the O's 2nd-ranked prospect by Baseball America.
- Made his **MLB debut** on May 23 with a start in the 12-6 loss at TOR (5.0 IP, 7H, 4ER, HR, 2BB, 5K)...Recorded his 1st career strikeout in the 1st inning (**Edwin Encarnacion**).
- Following the season, was rated by Baseball America as the 2nd-best prospect in the Orioles' organization and a Top 100 overall prospect by Baseball Prospectus (10th), ESPN.com (23rd), and MLB.com (31st).

2014:

- Allowed three earned runs or fewer in 16 of his 20 starts for the Orioles, leading to nine quality starts.
- Posted a 3.18 ERA (18 ER/51.0 IP) in nine road starts and a 3.90 ERA (27 ER/62.1 IP) in 11 home starts...His road ERA was the 2nd-best road mark among AL rookies (min. 8 starts).
- Recorded a rain-shortened 5.0-inning complete game on July 13 vs. NYY.
- Tossed a season-high 7.1 innings on Sept. 1 vs. MIN...His streak of three straight starts with at least 7.0 IP and seven strikeouts was the longest by an Oriole since **Erik Bedard** did so from Aug. 10-21, 2007.
- Made three postseason appearances, all in relief, pitching to a 1.13 ERA (1 ER/8.0 IP) with seven strikeouts.

2015:

- Recorded his 1st Major League season with at least 100 strikeouts (103).
- Struck out 10 batters over 8.0 innings on Sept. 30 vs. TOR (G2)...The 10 strikeouts matched an Orioles season high (also: **Miguel Gonzalez** on April 14 vs. NYY).
- Went 3-1 with a 2.19 ERA (13 ER/53.1 IP) in 11 appearances (eight starts) at home...Posted a quality start in seven of his eight home starts, going 3-1 with a 1.97 ERA (11 ER/50.1 IP) and holding opponents to a .205 batting average in those eight outings.

2016:

- Led the Orioles with 18 quality starts.
- Began the season on the injured list with a right shoulder strain...Came off the IL on April 25.
- In a pair of starts vs. NYY, threw 7.0 scoreless innings on Aug. 28 at Yankee Stadium and 6.0 scoreless innings on Sept. 3 at Camden Yards...Became first pitcher to make consecutive starts, both vs. NYY and both scoreless, since Oakland's **Scott Sanderson** in 1990.

2017:

- His 34 starts tied **Chris Archer** for the most in the Majors and set a career-high mark.
- Set personal bests at the time with 186.2 innings pitched and 179 strikeouts.
- On May 3 at BOS, was **ejected** for the 1st time in his career after hitting **Xander Bogaerts** with a pitch.

2018:

- Tossed his 1st career **immaculate inning** on April 23 vs. CLE.
- Traded from Baltimore to Atlanta at the July 31 trade deadline.
- In 10 starts for the Braves, went 5-3 with a 2.87 ERA (4.43 in 21 starts for BAL)...His five wins were the most by a Braves pitcher acquired in a season since 2000, when **Andy Ashby** went 8-6 in 15 starts after he was acquired from Philadelphia.
- Appeared in one game during the NLDS vs. LAD, tossing **2.0 innings** of relief during Game 3.

2019:

- Split the season between Atlanta and Cincinnati...Was claimed off waivers from Atlanta on Aug. 5.
- Made his Reds debut on Aug. 8 vs. CHC...Was his first regular-season relief outing since May 6, 2015 at NYM, snapping a streak of 128 consecutive starts.
- Recorded at least two strikeouts in 10 of his 15 appearances with the Reds.
- In perfect 8th and 9th innings on Aug. 18 vs. STL, struck out all six batters, the most strikeouts by a Reds reliever in a game in 2019...In the 9th, became the 5th documented pitcher in Reds history to throw an **immaculate inning**, the first since **Drew Storen** on April 18, 2017 vs. BAL, and one of six Major Leaguers to do it in 2019 (**Chris Sale** x2, **Josh Hader**, **Thomas Pannone**, **Stephen Strasburg**, **Chris Martin**).

2020:

- Made 12 appearances (10 starts) for the Giants and emerged as the anchor of the starting rotation, leading the club in strikeouts (79) and quality starts (four) while finishing 2nd behind **Johnny Cueto** in innings pitched (59.2).
- Had one of his best years as a pro, setting personal bests in strikeouts per 9.0 innings (11.92), **strikeout to walk ratio** (4.94), and **strikeout percentage** (32.2%), with then career-low markers in WHIP (1.11) and baserunners per 9.0 innings (10.0).
- Opposing batters swung and missed at 33.1% of Gausman's pitches, the 7th-highest total of any pitcher in 2020 (min. 55.0 IP) and the 3rd best in the NL, behind **Jacob deGrom** (40.9) and **Corbin Burnes** (34.7).
- His 4.94 K/BB ratio was 7th best in the NL (min. 55.0 IP)
- Fanned 11 batters in his Aug. 15 start vs. OAK at Oracle Park, setting a new **career high**...Was his 4th career double-digit **strikeout game**.
- Over his last six outings, opposing hitters were held to a .157 average (16-for-102) with a .516 OPS).



2021:

- Set career-best marks in innings pitched (192.0), wins (14), quality starts (20), ERA (2.81), strikeouts (227), opponents' batting average (.210), and WHIP (1.04).
- Named a National League All-Star for the 1st time in his career and finished 6th in NL Cy Young voting.
- Among NL pitchers, ranked T-1st in games started (33), 4th in strikeouts, 5th in innings pitched, T-5th in wins, 6th in ERA, 6th in opponents' average, and 7th in WHIP.
- Became the 5th Giants starter since 1995 to finish a season with a winning percentage of at least .700 and an ERA under 3.00, joining **Johnny Cueto** (2016), **Matt Cain** (2012), **Tim Lincecum** (2008), and **Jason Schmidt** (2003).
- Allowed three earned runs or fewer in 29 of 33 starts overall...His 20 quality starts were tied for 4th most in the NL.
- His 227 strikeouts were the most by a Giants pitcher in a single-season since **Madison Bumgarner** struck out 251 batters in 2016.
- San Francisco went 21-12 (.636) in his starts, going 7-7 at Oracle Park and 14-5 on the road.
- Opposition went 22-for-143 (.154) against him with RISP, and 10-for-68 (.147) with RISP and two outs.
- Made his 2nd career Opening Day start on April 1 at SEA, taking a no-decision while allowing one run on two hits over 6.2 frames (2BB, 6K).
- Set a career-high with [12 strikeouts](#) on May 14 at PIT.
- Went six consecutive starts of allowing one run or fewer while tossing at least 6.0 innings from April 19-May 19, matching the 2nd-longest streak of its kind for any Giants pitcher since 1893 (**Christy Mathewson** - 8G in 1901; **Madison Bumgarner** - 6G in 2016).
- Named NL Pitcher of the Month for May, his 1st career MLB monthly honour and the first by a Giants pitcher since **Madison Bumgarner** in August of 2014...Across six starts, compiled a perfect 5-0 record with a 0.73 ERA and 49 strikeouts over 37.0 innings...Became the 3rd pitcher in Giants history to record an ERA lower than 0.80 and at least 49 strikeouts in a calendar month, joining Hall of Famers **Gaylord Perry** (Sept., 1967) and **Juan Marichal** (June, 1965).
- Drove in San Francisco's game-winning run with a [pinch-hit sacrifice fly](#) in the 11th inning on Sept. 17 vs. ATL, the Giants' first walk-off RBI by a pitcher since **Madison Bumgarner** on Sept. 25, 2018...The only other Giants pitcher with a walk-off RBI since 1974 was **Don Robinson**, on July 31, 1990.
- Placed on the Paternity List on Aug. 5 as he and his wife welcomed a baby girl (Sutton Clair) on Aug. 6...Sutton was named after Hall of Famer **Don Sutton**.
- Issued no more than one walk in any of his final nine starts of the season, the longest active streak among Major League starters.
- Appeared twice for the Giants during the NLDS against Los Angeles...Started Game 2 and took the loss (5.1 IP, 4H, 4ER, 3BB, 7K, and pitched in relief in Game 5 (0.2 IP).

2022:

- His career-best 2.32 FIP ranked 2nd among all MLB hurlers (**Carlos Rodón** - 2.31).
- Ranked 5th in the AL with 205 strikeouts and finished 11th in ERA (3.35).
- Earned his 1st win as a Blue Jay on April 21 at BOS, tossing 8.0 scoreless innings before allowing the 1st batter of the 9th to reach on a hit and later score...Became the 1st pitcher in 2022 to pitch into the 9th inning...Had 22 strikeouts without issuing a walk in his three starts with Toronto, the most strikeouts without a walk by a pitcher in his first three games with a new team in MLB history (*courtesy Elias*).
- Picked up his 2nd win on May 1 vs. HOU, tossing 7.0 innings of two-run ball, giving up six hits with no walks and a season-high 10 strikeouts...Became the 1st Blue Jay pitcher with a double-digit strikeout game in 2022...Joined **Cy Young** as the only pitchers since 1903 to begin a season with five straight starts with no walks and no home runs allowed (min. 20 IP)...His 41 punchouts without any walks were the 2nd-most through the first five games of a season in MLB history (**Corbin Burnes** - 49K in 2021).
- Twirled 6.1 innings of one-run ball in Game 1 of a doubleheader on May 7 at CLE, giving up six hits with five strikeouts while walking his 1st batter of the season (**Frannil Reyes** with two out in the 4th)...Faced 136 consecutive batters to the begin the year without issuing a walk, the longest streak in franchise history (**Paul Quantrill** - 90 in 2001), and the 3rd-longest streak across the Majors since 1974 (**Mark Eichhorn** - 146 in 1991, **Dan Quisenberry** - 146 in 1982).
- Picked up his 4th win on May 24 at STL, tossing 6.0 shutout innings while allowing just four hits with a pair of walks and eight strikeouts...Induced a season-high 23 swing-and-misses.
- Tossed 7.0 shutout innings on June 27 vs. BOS, scattering four hits and a pair of walks with 10 strikeouts...Threw a season-high 110 pitches (77 strikes), the most thrown by a Blue Jays pitcher since **Robbie Ray** on Aug. 25, 2021 vs. CWS (111 pitches).
- Became the 3rd pitcher in Blue Jays history with 100+ K's (106) and fewer than 20 walks (18) before the All-Star break, joining **Roy Halladay** (2005, 2009) and **David Wells** (2000).
- Earned the win on Aug. 2 at TB, throwing 8.0 shutout innings with a hit, a walk, and 10 strikeouts...Became the first Blue Jays pitcher to go 8+ scoreless since **Alex Manoah** on Sept. 13, 2021 vs. TB, and the first to do so on the road since **Ryan Borucki** on Sept. 17, 2018 at BAL...Recorded double-digit strikeouts for the 4th time this season and 3rd time in his last six starts.
- Named AL Player of the Week for Aug. 1-7, going 1-0 with 14.0 scoreless innings pitched (7H, BB, 15K)...Was his 1st PotW nod...Became the 9th Blue Jays pitcher to take Player of the Week honours...Became the 2nd pitcher in team history to tally at least 15 K's without more than one walk across two consecutive scoreless outings, joining **Brandon Morrow** (April 28-May 3, 2012).
- Took a no-decision on Sept. 26 vs. NYY, giving up two runs 6.1 innings while recording seven strikeouts...Became the 2nd pitcher in team history to record 200 K's in his 1st season as a Blue Jay (**Roger Clemens** - 292 in 1997).
- Made his 2nd career postseason start (7th appearance) in Game 2 of the ALWC on Oct. 8 vs. SEA...Began the day with 4.0 no-hit innings and left with an 8-1 lead, but was eventually charged with four runs on five hits and a walk over 5.2 frames with seven strikeouts...The seven punchouts were one shy of the franchise's single-game postseason record (8, done four times).

2023:

- Named an All-Star for the 2nd time in his career (also: 2021)...Named to the All-MLB Second Team for the 2nd time as well (also: 2021).
- His career-high 237 strikeouts were the most in the AL (**Pablo López** - 234), and are the 4th most ever by a Blue Jay in a single season (**Roger Clemens** - 292 in 1997 and 271 in 1998, **Robbie Ray** - 248 in 2021).
- Also ranked 1st in the AL in strikeout rate (31.1%) and SO/9 (11.53) while finishing 4th in ERA (3.16), 6th in SO/BB (4.31), 10th in innings pitched (185.0), and 11th in WHIP (1.18).
- Topped all AL pitchers with a 5.3 fWAR.
- Threw 100+ pitches on 18 occasions, tied with **Blake Snell** for the most in MLB.



- Has struck out at least 200 batters in each of the last three seasons, one of five Major Leaguers to do so, along with **Corbin Burnes**, **Dylan Cease**, **Gerrit Cole**, and **Aaron Nola**.
- Picked up his 1st win of the year on April 6 at KC, throwing 6.0 shutout frames with 4 hits, 2 walks, and 7 strikeouts...Didn't allowed an earned run for a 2nd straight outing to begin the season.
- Took a no-decision on April 12 vs. DET, giving up three runs on five hits over 8.0 innings with no walks and 11 strikeouts...Surrendered a solo home run to **Nick Maton** with one out in the 4th inning, ending his streak of 15.1 innings without allowing an earned run, the longest stretch to begin a season in franchise history (2nd: **Matt Shoemaker** - 14.0 IP in 2019).
- Tossed 7.0 shutout innings on April 29 vs. SEA, giving up five hits with a walk and a career-high [13 strikeouts](#)...Induced a career-high 28 swing-and-misses...Got 20 whiffs on his splitter alone, tied for the most on a single pitch in the Majors that season, and the most on a splitter in the pitch-tracking era (since 2008).
- Pitched 7.0 frames of one-run ball on June 6 vs. HOU, scattering four hits with no walks and a career-high-tying [13 strikeouts](#)...Became the 4th player (8th time) in franchise history to punch out at least 13 batters without any walks in a single game (last: **José Berrios** on July 12, 2022 vs. PHI).
- Took the loss on June 27 vs. SF, tossing 6.0 frames of one-run ball with three hits, a walk, and 12 strikeouts...Fanned **LaMonte Wade Jr.** in the 4th inning to reach [1,500 career strikeouts](#), becoming the 21st active player to reach the mark.
- Earned his 10th win of the year on Aug. 28 vs. WAS, giving up three runs over 5.0 innings (7H, 2BB, 7K)...Became the 3rd pitcher in team history with back-to-back 200-strikeout seasons, joining **Roger Clemens** (1997-1998) and **Roy Halladay** (2008-2009).
- Improved to 12-9 on Sept. 20 at NYY, tossing 6.0 shutout innings with three hits, three walks, and [10 strikeouts](#)...Was his AL-leading 9th game with double-digit punchouts and his 7th scoreless start of the year.
- Took a no-decision in his final start of the year, on Sept. 26 vs. NYY, throwing 7.0 scoreless frames with three hits, two walks, and five strikeouts...Was his 8th scoreless start of the season, trailing only **Kyle Bradish** (9) and **Chris Bassitt** (9) for the most in the AL.
- Made his 3rd career postseason start (8th appearance) in Game 1 of the ALWC on Oct. 3 at MIN...Gave up three runs over 4.0 innings (3H, 3BB, 5K).





GIMÉNEZ

ANDRÉS

0

INFIELDER

BIRTHDATE September 4, 1998
 OPENING DAY AGE 26
 BIRTHPLACE Barquisimeto, Venezuela
 RESIDENCE Port St. Lucie, FL
 INSTAGRAM @andresgimenez

BATS/THROWS L/R
 HEIGHT/WEIGHT 5-11/200
 CONTRACT STATUS signed thru 2030
 M.L. SERVICE 4.106
 OPTIONS USED 1 of 3

PERSONAL:

- Andrés Alfonso Giménez Osorio.
- Married to Rogerlys Amaya, father of son, Andrés Jr.
- Learned English by taking classes as part of the Mets Academy.
- Was introduced to baseball by him mother and grandmother.
- His favorite music genres are salsa, merengue and reggaeton.
- Favorite players growing up were **Omar Vizquel** and **Carlos Gonzalez**.
- Likes to paint and draw in his spare time...Is an avid video gamer.
- Kicked off his Art with Andrés program in 2023 which consisted of him attending multiple art classes at local CMSD schools...The classes were taught by Augusto Bordenois of Augusto Fine Art.
- Over a three-season span from 2022-24, his 59 DRS trailed only Blue Jays teammate **Daulton Varsho** (72) for the most in the Majors...His 52 OAA over that stretch is also 2nd in MLB (1st: **Dansby Swanson** - 59).
- Has been named the AL's Gold Glove winner at second base each of the last three seasons (2022-24).

LAST SEASON:

- Played 152 games with the Guardians in 2024, hitting .252 with 22 doubles, a triple, nine home runs, 63 RBI, and a career-high-tying 30 stolen bases (30 SB in 2023)...His 63 RBI were good for third most on the team.
- Recorded an MLB-leading 21 runs above average (OAA), while his 20 defensive runs saved (DRS) were tied for fourth most in the Majors.
- Won his third straight AL Gold Glove Award at second base.
- Reached base safely a career-high five times on March 29 at OAK, going a perfect 3-for-3 with two doubles, two RBI, two runs scored, and two walks.
- Had the longest hitting streak of his career from July 25-Aug. 7 (1), hitting safely in 11 consecutive games, batting .381 (16-for-42) over that stretch with three doubles, two RBI, and an .833 OPS.

Bold – career high; Red – league high

Year	Club and League	AVG	G	AB	R	H	2B	3B	HR	RBI	BB	IBB	SO	SB	CS	OBP	SLG	OPS	SH	SF	HBP
2016	DSL Mets 2 (DSL)	.360	31	114	24	41	10	4	1	17	21	0	13	7	1	.461	.544	1.005	0	3	3
	DSL Mets 1 (DSL)	.340	31	100	28	34	10	0	2	21	25	0	9	6	7	.478	.500	.978	0	4	5
2017	Columbia (SALL)	.265	92	347	50	92	9	4	4	31	28	0	61	14	8	.346	.349	.695	6	2	16
2018	St. Lucie (FL)	.282	85	308	43	87	20	4	6	30	22	1	70	28	11	.348	.432	.780	6	4	11
	Binghamton (EL)	.277	37	137	19	38	9	1	0	16	9	0	22	10	3	.344	.358	.702	2	0	5
2019	Binghamton (EL)	.250	117	432	54	108	22	5	9	37	24	0	102	28	16	.309	.387	.696	6	3	14
2020	NEW YORK (NL)	.263	49	118	22	31	3	2	3	12	7	0	28	8	1	.333	.398	.731	0	1	6
2021	CLEVELAND (AL)	.218	68	188	23	41	10	0	5	16	11	0	54	11	0	.282	.351	.633	1	3	7
	Columbus (IL)	.287	52	209	30	60	13	1	10	31	12	1	55	8	4	.342	.502	.844	5	1	6
2022	CLEVELAND (AL)	.297	146	491	66	146	26	3	17	69	34	4	112	20	3	.371	.466	.837	4	3	25
2023	CLEVELAND (AL)	.251	153	557	76	140	27	5	15	62	32	3	112	30	6	.314	.399	.713	4	3	20
2024	CLEVELAND (AL)	.252	152	583	64	147	22	1	9	63	26	1	97	30	5	.298	.340	.638	3	6	15
	Minor Totals	.279	445	1647	248	460	93	19	32	183	141	2	332	101	50	.354	.417	.771	25	17	60
	MAJOR TOTALS	.261	568	1937	251	505	88	11	49	222	110	8	403	99	15	.322	.393	.715	12	16	73

ALL-STAR GAME RECORD

Year	League and City	AVG	G	AB	R	H	2B	3B	HR	RBI	BB	IBB	SO	SB	CS	OBP	SLG	OPS	SH	SF	HBP
2021	AL at COL	.000	1	2	0	0	0	0	0	0	0	0	2	0	0	.000	.000	.000	0	0	0

WILD CARD RECORD

Year	Club and Opp.	AVG	G	AB	R	H	2B	3B	HR	RBI	BB	IBB	SO	SB	CS	OBP	SLG	OPS	SH	SF	HBP
2022	CLE vs. TB	.125	2	8	0	1	0	0	0	0	0	0	6	0	0	.125	.125	.250	0	0	0

DIVISION SERIES RECORD

Year	Club and Opp.	AVG	G	AB	R	H	2B	3B	HR	RBI	BB	IBB	SO	SB	CS	OBP	SLG	OPS	SH	SF	HBP
2022	CLE vs. NYY	.200	5	20	1	4	1	0	0	1	1	0	8	1	0	.238	.250	.488	0	0	0
2024	CLE vs. DET	.167	5	18	2	3	1	0	0	0	0	0	7	1	0	.211	.222	.433	0	0	1
	TOTALS	.184	10	38	3	7	2	0	0	1	1	0	15	2	0	.225	.237	.462	0	0	1

CHAMPIONSHIP SERIES RECORD

Year	Club and Opp.	AVG	G	AB	R	H	2B	3B	HR	RBI	BB	IBB	SO	SB	CS	OBP	SLG	OPS	SH	SF	HBP
2024	CLE vs. NYY	.263	5	19	2	5	1	0	0	1	2	0	6	1	0	.333	.316	.649	0	0	0

WORLD BASEBALL CLASSIC

Year	Club and League	AVG	G	AB	R	H	2B	3B	HR	RBI	BB	IBB	SO	SB	CS	OBP	SLG	OPS	SH	SF	HBP
2023	Venezuela	.294	5	17	2	5	0	0	0	1	2	0	1	0	0	.368	.294	.662	0	0	0





HOME RUN BREAKDOWN

Total	H	A	ONE GAME						GS	LO	XN	IP	PH	RHP	LHP
			2	3	4										
49	24	25	0	0	0				1	0	0	0	0	39	10

TRANSACTIONS

- Signed by the New York Mets on July 2, 2015
- On injured list (illness) from Aug. 25-28, 2020
- On injured list (right oblique strain) from Sept. 26, 2020 for the remainder of the season
- Traded to the Cleveland Guardians along with INF Amed Rosario, RHP Josh Wolf, OF Isaiah Greene in exchange for SS Francisco Lindor and RHP Carlos Carrasco on January 7, 2021
- Traded to the Toronto Blue Jays along with RHP Nick Sandlin in exchange for INF Spencer Horwitz and OF Nick Mitchell

GAME HIGHS

ML Debut	July 24, 2020 vs. ATL	Stolen Bases	3 – 2x, last: July 6, 2023 vs. KC
Runs	3 – 4x, last: July 6, 2023 vs. KC	Last ML Home Run	Sept. 20, 2024 at STL
Hits	4 – 3x, last: Aug. 13, 2023 at TB	Longest Hitting Streak	11G – July 25-Aug. 7 (1), 2024
Home Runs	1 – 49x, last: Sept. 20, 2024 at STL	Longest On-Base Streak	18G – Sept. 14-Oct. 5, 2022
RBI	4 – April 29, 2022 at OAK	Longest Hitless Streak	21AB – July 27-Aug. 1, 2023

MILESTONES

Category	Date	Opponent	Pitcher	Notes
Hit	1 July 29, 2020	Boston	Eovaldi	Single
Home Run	1 Sept. 1, 2020	at Baltimore	Eshelman	2R
Grand Slam HR	1 April 29, 2022	at Oakland	Montas	3rd inning
Walk-off HR	1 June 30, 2022	Minnesota	Thornburg	2R, 9th inning
RBI	1 July 29, 2020	Boston	Walden	Triple
Stolen Base	1 July 30, 2020	Boston	Hembree	2nd base
			C-Vazquez	

PROFESSIONAL CAREER:

MINORS:

- Began his professional career in 2018 when he was the Sterling Award (team MVP) recipient for St. Lucie (A)...Was named a MiLB.com Organizational All-Star...MLB Pipeline named him the shortstop for 2019's All-Defense team...Represented the Mets for the World Team in the SiriusXM Futures Game in Washington...At age 19, was one of just four teenagers to play in the Eastern League in 2018...Set a career-high with 38 steals.
- In 2019, named a top-100 prospect by MLB Pipeline (No. 84) and Baseball Prospectus (No. 90)...Led the Arizona Fall League with a .371 (26-70) average and .999 OPS in 18 games with Scottsdale...Was the shortstop on MLB Pipeline's 2019 All-AFL Team.

2020:

- Received one third-place vote for NL Rookie of the Year, spending his entire rookie campaign with the Mets, compiling a bWAR of 1.1.
- Ranked tied for 10th in the NL with eight steals and two triples.
- Made his Major League debut as a defensive replacement at 2B on Opening Day.
- Went 2-for-4 in his first big league start on July 29 vs. BOS.
- Hit his first career home run on Sept. 1 at BAL.
- Entered the 2020 campaign as the 84th-ranked prospect in Major League Baseball (MLB Pipeline).

2021:

- Traded to the Cleveland Guardians alongside INF Amed Rosario, RHP Josh Wolf, OF Isaiah Greene in exchange for SS Francisco Lindor and RHP Carlos Carrasco on January 7, 2021.
- Was the club's Opening Day SS, struggled offensively over the first six weeks of the season before being optioned to Triple-A Columbus on May 18, spending nearly two months before Aug. 7 recall...Was 11th in the Triple-A Northeast in average and 13th in SLG during his Triple-A tenure.
- Missed two weeks, July 4-19, with a left heel contusion.
- Homered in six straight games from June 13-19, and in seven of eight games from June 13-22, at Triple-A.
- Batted .179 (14-for-78) over 29 games with Cleveland over first stint from April 1-May 17 (4-2B, 2HR, 5 RBI)...Hit .342 (13-for-38) over his last 13 games after Sept. 16...Was a perfect 11-for-11 in stolen bases at the Major League level.

2022:

- Posted the third-highest bWAR (7.4) in the AL behind Aaron Judge (10.7) and Shohei Ohtani (9.6).
- Won his first career Rawlings Gold Glove Award, leading MLB second basemen w 16 DRS...Third winner in club history at 2B (Roberto Alomar, Cesar Hernandez).
- Posted the highest bWAR (7.4) by an MLB second baseman in age 23-season (or younger) since Hall of Famer Eddie Collins (10.5) in 1910 for PH(AL), the 3rd-highest overall in the modern era (also Collins 1909)...Also the 2nd-highest bWAR by a Cleveland batter 23-or-younger in club history behind Shoeless Joe Jackson's 9.2 in 1911.
- Earned his first All-Star Game selection and started the game in LA in place of José Altuve, becoming the youngest Clevelander to start (23.319) an All-Star Game since Bob Feller in 1941 (22.248)...Also the youngest to start in the ASG at 2B since Roberto Alomar in 1992 (24.161), and the first Cleveland player to start at second in the contest since Alomar represented the club in 2000.
- His 25 HBP broke Ryan Garko's 2007 club record (20), which led the AL and was 2nd in MLB (NYM Mark Canha 28)...Reached in his last 19 games via hit or walk despite playing the last month of the season and postseason with a fracture in his right thumb.

2023:

- Led the club in bWAR (5.3) for the second straight year and ranks fifth in all of MLB (12.7) in combined bWAR over the last two seasons...Signed a 7-year contract on Opening Day (March 30), keeping him under club control thru the 2030 season.
- After winning second straight Rawlings Gold Glove and his first Fielding Bible Award, was awarded the AL Rawlings Platinum Glove, emblematic of the top fielder in the league...First Cleveland player and first 2B to earn the nod...Led all MLB 2B in Defensive Runs Saved (23)...His 39 DRS over the last two seasons are second-most in MLB and the most by an MLB 2B over a two-year span since PHI **Chase Utley's** 42 in 2008-09...He was the only infielder in 2023 with at least 10 Plays Saved above average on balls hit both to his left and to his right...Led AL in dWAR (2.9), 2nd-most in MLB.
- Offensively his OPS went from .837 in 2022 to .712 in 2023...Entered September with a .234 average and .683OPS and ended the season at .251/.712 after batting .333 (32-for-96) in Sept. with 4 2B, 3 HR, 13 RBI & 16 runs in 25 games (.859 OPS)...Finished 5th in the league in Sept. hits.
- Collected career-bests in steals (30), games (153), 2B (27) and runs (66), making 146 starts at second...AL Leaders: HBP (T2nd, 20), SB (T7th, 30), 3B (T8th, 5) ...Career-high 3 extra base hits 8/4 vCWS...Became 5th hitter in club hist. w/at least 17 runs over first 15 games of a season (first since G. Sizemore/18 in 2007)...22 infield hits.

Career-Highs - Statcast

	Speed/Distance	Date
Hardest Hit Ball:	<u>110.2 MPH</u>	April 16, 2021 at CIN
Farthest Hit Ball:	<u>422 ft</u>	July 30, 2022 vs. TB
Top Sprint Speed:	32.0 ft/s	May 8, 2024 vs. DET

LONGEST RAIN DELAYS**AT EXHIBITION STADIUM**

- 3:34 delay to start game vs. CLE, Aug. 2, 1987 (W 11-5)... Game started at 5:09 pm and ended at 7:55 pm (time of game-2:46).
- 3:18 delay to start game vs. BOS, Sept. 26, 1985 (L 4-1)...Game started at 1:53 pm and ended at 1:02 am (time of game-2:09).
- 3:16 delay in bottom of 5th inning vs. BOS, June 22, 1985 (L 5-3)...Game started at 1:39 pm and ended at 7:47 pm (time of game-2:25).
- 3:01 delay vs. BOS, June 17, 1984 (W 5-3)... 1:33 delay to start game and 1:28 delay at start of bottom of the 5th inning...Game started at 3:08 pm and ended 7:47 pm (time of game-2:48).

AT ROGERS CENTRE

- 0:26 delay on July 26, 2003 vs. the Chicago White Sox
- 0:14 delay on Aug. 10, 1991 vs. the Boston Red Sox

LONGEST RAIN DELAYS ON THE ROAD

- 3:47 delay in the 5th inning at CLE, April 10, 2009... Game started at 4:08 pm and ended at 11:20 pm.
- 3:38 delay in the 5th inning at KC, April 25, 2024... Game started at 1:12 pm and was called at 6:22 pm.
- 3:32 delay to start the game at NYY, Aug. 22, 2013... Game started at 4:37 pm and ended at 7:44 pm.
- 3:05 delay to start game at CIN, June 8, 2003...Game started at 1:15 pm and ended at 3:37 pm.
- 2:41 delay to start game at COL, June 28, 2016 (W, 14-9)...Game started at 9:21 pm and ended at 1:30 am.

LATEST ENDING GAMES

- 1:30 am at COL, June 28, 2016 (time of game-3:51), W 14-9.
- 1:25 am at BAL, June 19, 1998 (time of game-5:49), L 7-4 in 15 innings.
- 1:06 am vs. LAA, April 10, 2021 (time of game-3:21), W 15-1...2:38 rain delay to start game.
- 1:06 am at BOS, May 3, 1996 (time of game-3:20), L 8-7...Suspended game after 6 innings, resumed next day.
- 1:05 am vs. NYY, Apr. 19, 2001 (at SkyDome, time of game-5:57), L 6-5 in 17 innings.
- 1:02 am vs. BOS, Sept. 26, 1985 vs. BOS (time of game-2:09), L 4-1...3:18 delay to start game.
- 1:02 am at BAL, Aug. 3, 1984 (time of game-2:45), W 5-2...2:07 rain delay in top of 4th inning.





NON-ROSTER

GOWDY

KEVIN

63
PITCHER

BIRTHDATE November 16, 1997
 OPENING DAY AGE 27
 BIRTHPLACE Santa Barbara, CA
 RESIDENCE Santa Barbara, CA
 INSTAGRAM @kgowdy34

BATS/THROWS R/R
 HEIGHT/WEIGHT 6-4/210
 CONTRACT STATUS signed thru 2025
 M.L. SERVICE 0.000
 OPTIONS USED 0 of 3

PERSONAL:

- Kevin R. Gowdy.
- Drafted in the 2nd round of the 2016 First-Year Player Draft by the Phillies out of Santa Barbara High School...Was selected in the same round as **Bo Bichette**.
- As a Junior at Santa Barbara, went 3-0 with a 0.27 ERA over 26.0 innings of work, signing a letter of intent with UCLA.
- Named a Perfect Game All-American in 2015.
- In 2016, was the 5th-ranked player (3rd pitcher) in the state of California, according to Perfect Game.
- Won a gold medal with the United States at the 2015 WBSC U-18 Baseball World Cup in Japan...Earned a win against Mexico and pitched 2.0 scoreless innings in a comeback win over Cuba in the semifinal.

LAST SEASON:

- Received a non-roster invite to the Dodgers' spring training in 2024, and was added to their 40-man roster on March 24.
- Reached the Triple-A level for the first time in his career, spending the entirety of the 2024 season with Oklahoma City.
- Appeared in 42 games (one start), going 2-2 with a 4.38 ERA (25 ER/51.1 IP), 23 walks, and 45 strikeouts.
- Surrendered just one home run all season (**Samad Taylor** on Sept. 13 vs. TAC)...Was one of 17 minor leaguers to pitch at least 42 games and allow one or fewer homers.
- Over a 14-game stretch from May 23-July 4, went 2-0 with a 0.92 ERA (2 ER/19.2 IP), seven walks, and 22 strikeouts while holding hitters to a .233 average.

Bold – career high; Red – league high

Year	Club & League	W-L	ERA	G	GS	CG	SHO	SV	IP	H	R	ER	HR	HB	BB	IBB	SO	WP	BK	AVG
2016	GULF Phillies (GULF)	0-1	4.00	4	4	0	0	0	9.0	9	5	4	0	1	2	0	9	0	0	.231
2019	Lakewood (SALL)	0-6	4.68	24	16	0	0	0	77.0	83	46	40	4	3	51	0	53	8	1	.281
2021	Jersey Shore (HAE)	4-5	4.43	14	12	0	0	0	61.0	68	34	30	5	2	15	0	63	2	0	.280
	Hickory (HAE)	2-1	3.72	6	4	0	0	0	29.0	30	14	12	4	1	10	0	26	2	0	.265
2022	Frisco (TL)	2-3	9.90	32	3	0	0	0	40.0	52	44	44	11	3	31	0	33	4	2	.317
2023	Tulsa (TL)	2-1	4.93	31	0	0	0	3	38.1	35	24	21	4	3	20	0	41	6	4	.243
2024	Oklahoma City (PCL)	2-2	4.38	42	1	0	0	4	51.1	57	28	25	1	7	23	0	45	5	1	.285
Minor Totals		12-19	5.18	153	40	0	0	7	305.2	334	195	176	29	20	152	0	270	27	8	.279

TRANSACTIONS

- Selected by the Philadelphia Phillies in the 2nd round of the 2016 First-Year Player Draft
- Traded to the Texas Rangers along with RHP Spencer Howard and RHP Josh Gessner in exchange for RHP Hans Crouse, RHP Ian Kennedy, and RHP Kyle Gibson on July 30, 2021
- Signed by the Los Angeles Dodgers on Jan. 23, 2023
- Signed by the Toronto Blue Jays on Dec. 3, 2024

PROFESSIONAL CAREER:

MINORS:

- Began his professional career in 2016 with the GCL Phillies, making four starts with a 4.00 ERA (4 ER/9.0 IP).
- Was sidelined for the 2017 season due to injury, eventually undergoing Tommy John surgery in August.
- Missed the entirety of the 2018 campaign recovering from Tommy John surgery.
- Returned to the mound in 2019 for the
- Did not play in 2020 due to the cancelled minor league season.
- Began the 2021 season with High-A Jersey Shore...Was named the SAL Player of the Week for the week of June 21-27 after tossing 6.0 no-hit, shutout innings on June 24 at BRK (2BB, 5K, 78 pitches, 48 strikes)...Traded to the Rangers alongside RHP Spencer Howard and RHP Josh Gessner in exchange for RHP Kyle Gibson, RHP Ian Kennedy, and RHP Hans Crouse at the 2021 trade deadline...Finished the season with High-A Hickory and posted a 3.72 ERA (12 ER/29.0 IP) over six outings (four starts).
- Promoted to Double-A Frisco for the 2022 season...Pitched primarily out of the bullpen for the first time in his career, going 2-3 with a 9.90 ERA (44 ER/40.0 IP)...Elected free agency at the end of the season.
- Signed a minor league deal with the Dodgers before the 2023 campaign and spent the year with their Double-A squad in Tulsa...Appeared in 31 games out of the 'pen and posted a 4.93 ERA (21 ER/38.1 IP) with 20 walks and 41 strikeouts.





GREEN CHAD

57 PITCHER

BIRTHDATE May 24, 1991
 OPENING DAY AGE 33
 BIRTHPLACE Greenville, SC
 RESIDENCE Louisville, KY
 INSTAGRAM @chad_green91

BATS/THROWS L/R
 HEIGHT/WEIGHT 6-3/225
 CONTRACT STATUS signed thru 2025
 M.L. SERVICE 8.050
 OPTIONS USED 2 of 3

PERSONAL:

- Chad Keith Green.
- Has a twin brother, Chase, who is three minutes younger.
- Graduated from Effingham High School (IL), where he earned all-state honours as a senior...Also lettered for three seasons in basketball.
- In three seasons at Louisville (2011-2013), went 16-6 with a 2.38 ERA (51 ER/193.0 IP) in 61 appearances (26 starts)... Finished his collegiate career as the school's record holder in career ERA (since surpassed)...Earned Second Team All-BIG EAST honours after finishing his junior season going 10-4 with 2.42 ERA (28 ER/104.1 IP).

LAST SEASON:

- Went 16-for-16 in save situations to start the year, the 2nd-most consecutive converted save opportunities to start a stint with the team in franchise history, trailing only **Ken Giles** (17-for-17 from Aug. 12, 2018-April 9, 2019).
- Against his fourseam fastball, opponents hit .198 with a .257 wOBA.
- Held right-handed batters to a .206 batting average with a .556 opponent OPS, a .236 opponent wOBA, and a 0.94 WHIP.
- Threw his fastball for a strike 75% of the time this season, 2nd highest among qualified relievers.
- Hitters chased 78 of his 215 fastballs out of the zone (36%), highest among qualified relievers in MLB.
- In his 28 appearances at Rogers Centre, posted a 2.83 ERA (9ER/28.2 IP) with 25 strikeouts, a 0.84 WHIP, and a .175 opponent batting average.
- In his 17 appearances against AL East opponents, posted a 1.02 ERA (2 ER/17.2 IP) with 14 strikeouts, a .175 opponent batting average, and a .482 opponent OPS.
- On April 5 at NYY, earned his **first save as a Blue Jay**, against his former team, pitching a shutout inning of work (2H).
- On injured list with a right teres major strain from April 17-May 27...Made three rehab appearances for Triple-A Buffalo, tossing a combined 3.0 shutout frames (2H, BB, K).
- From the beginning of June to the end of August, made a total of 35 appearances going 3-3 while posting a 1.54 ERA (6 ER/35.0 IP) with 14 saves in 14 opportunities, 32 strikeouts, a .083 WHIP, and a .164 opponent batting average.

Bold – career high; Red – league high

Year	Club & League	W-L	ERA	G	GS	CG	SHO	SV	IP	H	R	ER	HR	HB	BB	IBB	SO	WP	BK	AVG
2013	Tigers (GULF)	1-0	3.00	2	0	0	0	0	3.0	3	1	1	1	0	0	0	6	0	0	.250
	Lakeland (FL)	3-0	3.63	10	2	0	0	1	17.1	16	7	7	0	0	6	0	10	0	0	.242
2014	West Michigan (MIDW)	6-4	3.11	23	23	0	0	0	130.1	121	51	45	8	3	28	0	125	5	0	.251
2015	Erie (EL)	5-14	3.93	27	27	1	0	0	148.2	170	84	65	9	7	43	2	137	5	0	.287
2016	NEW YORK (AL)	2-4	4.73	12	8	0	0	1	45.2	49	26	24	12	1	15	0	52	1	0	.272
	Scranton/Wilkes-Barre (IL)	7-6	1.52	16	16	0	0	0	94.2	68	21	16	3	1	21	0	100	2	0	.200
2017	NEW YORK (AL)	5-0	1.83	40	1	0	0	0	69.0	34	14	14	4	2	17	0	103	3	0	.147
	Tampa (FL)	0-1	2.25	1	0	0	0	0	4.0	2	1	1	1	1	0	0	5	0	0	.154
	Scranton/Wilkes-Barre (IL)	2-1	4.73	5	5	0	0	0	26.2	32	15	14	1	0	11	0	33	0	0	.286
2018	NEW YORK (AL)	8-3	2.50	63	0	0	0	0	75.2	64	22	21	9	1	15	2	94	3	0	.229
2019	NEW YORK (AL)	4-4	4.17	54	15	0	0	2	69.0	66	35	32	10	6	19	0	98	2	0	.247
	Scranton/Wilkes-Barre (IL)	0	2.45	3	3	0	0	0	7.1	5	2	2	0	0	2	0	14	0	0	.185
2020	NEW YORK (AL)	3-3	3.51	22	0	0	0	1	25.2	13	13	10	5	0	8	2	32	3	0	.144
2021	NEW YORK (AL)	10-7	3.12	67	0	0	0	6	83.2	57	32	29	14	0	17	2	99	5	0	.193
2022	NEW YORK (AL)	1-1	3.00	14	0	0	0	1	15.0	13	6	5	1	0	5	0	16	0	0	.241
2023	TORONTO (AL)	3-0	5.25	12	0	0	0	0	12.0	12	10	7	1	0	4	1	16	0	0	.250
	Dunedin (FL)	1-0	0.00	3	1	0	0	0	3.1	2	0	0	0	0	0	0	4	0	0	.182
	Buffalo (IL)	0-0	2.00	9	0	0	0	0	9.0	8	3	2	1	0	1	0	11	0	0	.229
2024	TORONTO (AL)	4-6	3.21	53	0	0	0	17	53.1	41	20	19	8	2	14	3	46	1	0	.216
	Buffalo (IL)	0-0	0.00	3	0	0	0	0	3.0	2	0	0	0	0	1	0	1	0	0	.182
Minor Totals		25-26	3.08	102	77	1	0	1	447.1	429	185	153	24	11	113	2	446	12	0	.252
MAJOR TOTALS		40-28	3.23	337	24	0	0	28	449.0	349	178	161	64	12	114	10	556	18	0	.214

WILD CARD RECORD

Year	Club and Opp.	W-L	ERA	G	GS	CG	ShO	SV	IP	H	R	ER	HR	HB	BB	IBB	SO	WP	BK	AVG
2017	NY vs. MIN	0-0	4.50	1	0	0	0	0	2.0	1	1	1	0	0	0	2	4	0	0	.143
2020	NY vs. CLE	0-0	0.00	1	0	0	0	0	1.1	3	0	1	0	0	0	0	3	0	0	.429
2021	NY vs. BOS	0-0	0.00	1	0	0	0	0	1.2	1	0	0	0	0	1	0	2	0	0	.000
2023	TOR vs. MIN	0-0	0.00	1	0	0	0	0	1.1	0	0	0	0	0	0	0	1	0	0	.200
TOTALS		0-0	1.42	4	0	0	0	0	6.1	5	1	1	0	0	3	0	10	0	0	.217

DIVISION SERIES RECORD

Year	Club and Opp.	W-L	ERA	G	GS	CG	ShO	SV	IP	H	R	ER	HR	HB	BB	IBB	SO	WP	BK	AVG
2017	NY vs. CLE	0-0	81.00	1	0	0	0	0	0.1	2	3	3	1	1	0	0	0	0	0	.667
2018	NY vs. BOS	0-0	2.45	2	0	0	0	0	3.2	4	1	1	0	0	3	1	0	0	0	.308
2019	NY vs. MIN	1-0	0.00	2	0	0	0	0	2.0	2	0	0	0	0	0	0	1	0	0	.250
2020	NY vs. TB	1-0	4.50	3	0	0	0	0	4.0	3	2	2	1	0	1	0	5	0	0	.208
TOTALS		2-0	5.40	8	0	0	0	0	10.0	11	6	6	2	1	4	1	6	0	0	



CHAMPIONSHIP SERIES RECORD

Year	Club and Opp.	W-L	ERA	G	GS	CG	ShO	SV	IP	H	R	ER	HR	HB	BB	IBB	SO	WP	BK	AVG
2017	NY Yankees vs. HOU	1-0	0.00	3	0	0	0	0	6.1	3	1	0	0	0	1	0	7	0	0	.136
2019	NY Yankees vs. HOU	0-0	9.64	4	1	0	0	0	4.2	4	5	5	2	0	1	0	5	0	0	.222
TOTALS		1-0	4.09	7	1	0	0	0	11.0	7	6	5	2	0	2	0	12	0	0	.175

TRANSACTIONS

- Selected by the Detroit Tigers in the 11th round of the 2013 First-Year Player Draft
- Traded to the New York Yankees along with RHP Luis Cessa in exchange for LHP Justin Wilson on December 9, 2015
- On injured list (right forearm tendon strain) on September 3, 2016 for the remainder of the season
- On injured list (right elbow surgery) on May 21, 2022 for the remainder of the season
- Signed by the Toronto Blue Jays on January 31, 2023
- On injured list (Tommy John surgery recovery) from March 29-August 31, 2023
- On injured list (right teres major strain) from April 17-May 27, 2024

GAME HIGHS

ML Debut	May 16, 2016 at ARI	ER Allowed	7 – July 8, 2016 at CLE
Innings Pitched:		HR Allowed	4 – July 8, 2016 at CLE
Starter	6.0 – 3x, last: Aug. 21, 2016 at LAA	Low Hit CG	None
Reliever	3.2 – 2x, last: May 14, 2017 vs. HOU	Last Win	Aug. 23, 2024 vs. LAA
Walks:		Last Save	Sept. 15, 2024 vs. STL
Starter	4 – Aug. 3, 2016 vs. NYM	Last CG	None
Reliever	3 – 3x, last: Sept. 11, 2024 vs. NYM	Last ShO	None
Strikeouts:		Last Start	Sept. 29, 2019 at TEX
Starter	11 – Aug. 15, 2016 vs. TOR	Last Relief App.	Sept. 25, 2024 vs. BOS
Reliever	7 – Aug. 30, 2017 vs. CLE	Longest Win Streak	7G – July 23, 2017-April 25, 2018
Hits Allowed	8 – 2x, last: Aug. 3, 2016 vs. NYM	Longest Losing Streak	5G – Sept. 25, 2020-June 5, 2021
		Scoreless Innings Streak	17.1 – May 21-July 8, 2018

MILESTONES

Category	Date	Opponent	Notes
Start	1 May 16, 2016	at Arizona	L - 4.0 IP, 8H, 6R/4ER, 2HR, 1BB, 5K
Win	1 July 3, 2016	at San Diego	as a starter - 6.0 IP, 3H, 1ER, 0BB, 8K
10+ Strikeout Games (1)			
	1 Aug. 15, 2016	Toronto	11 strikeouts
Save	1 July 24, 2016	San Francisco	2.1 IP, 3H, 1K

PROFESSIONAL CAREER:

MINORS:

- In his professional debut in 2013, combined to go 4-0 with a 3.54 ERA (7 ER/20.1 IP) in 12 games (two starts) with the GCL Tigers and Advanced-A Lakeland...Went 1-0 with a 3.00 ERA (1 ER/3.0 IP) in two relief appearances before being promoted on July 12...In 10 games (two starts) with Lakeland, went 3-0 with a 3.63 ERA (7 ER/17.1 IP).
- In 2014, went 6-4 with a 3.11 ERA (45 ER/130.1 IP) in 23 starts with Class-A West Michigan...Ranked 3rd in the Midwest League in WHIP (1.14) and 9th in ERA.
- Spent the 2015 season with Double-A Erie, going 5-14 with a 3.93 ERA (65 ER/148.2 IP) in 27 starts...Named Eastern League Pitcher of the Week for Aug. 24-30 after going 1-0 with a 0.69 ERA (1 ER/13.0 IP) over two starts, including a 7.0-inning complete game...Acquired by the Yankees from Detroit with **Luis Cessa** in exchange for **Justin Wilson** on Dec. 9, 2015.

2016:

- Went 2-4 with one save and a 4.73 ERA (24 ER/45.2 IP) and 52K over five stints with the Yankees.
- Had a 10.90 SO/9 ratio (44K/36.1IP) in his eight starts, 8th highest among Major League pitchers with at least 30.0 IP as a starter (3rd in AL).
- Made his **MLB debut** on May 16 at ARI, recording the loss (4.0 IP, 8H, 6R/4ER, 2HR, BB, 5K).
- Became the 4th Yankees pitcher since 2000 to record at least five strikeouts in each of his first three Major League starts, joining **Masahiro Tanaka** (2014, first 11GS), **Phil Hughes** (2007, first 4GS), and **José Contreras** (2003, first 7GS).
- Earned his 1st Major League win on July 3 at SD, allowing one earned run in 6.0 innings (3H, 8K, HR)...Was only the 3rd Yankee since 1913 to record at least eight K's without walking a batter within his first three career games, joining **Rich Beck** (Sept. 14, 1965) and **Masahiro Tanaka** (April 4, 2014) who both did so in their Major League debuts.
- Earned his 1st Major League save on July 24 vs. SF, tossing 2.1 scoreless innings (3H, K).
- Had a career-high 11 **strikeouts** in 6.0 scoreless innings in his start on Aug. 15 vs. TOR, the most by a Yankees rookie since **Masahiro Tanaka** had 11 on June 11, 2014 at SEA...Retired the first 13 batters, including six via strikeout, before **Troy Tulowitzki** hit a one-out single to left in the 5th inning...Became the 2nd rookie pitcher in Yankees history to record at least 11 strikeouts with no walks and no runs in a game, joining **Stan Bahnsen** on Aug. 1, 1968 at BOS (CG SHO, 3H, 12K)...Was the 12th Yankees pitcher since 1913 to accomplish the feat, and the first since Randy Johnson on July 26, 2005 vs. MIN...Matched the most strikeouts by an AL rookie in 2016 (**Michael Fulmer** - 11K on May 21, 2016 vs. TB).
- Was removed from a Sept. 2 loss at BAL after 1.2IP with right elbow pain (5H, 4ER, 2BB, HR, 3K)...Underwent an MRI on Sept. 3 in Baltimore, revealing a sprained right UCL and a strained flexor tendon...Was placed on the 15-day injured list on Sept. 7 (retroactive to Sept. 3) with a right forearm tendon injury...Was transferred to the 60-day IL on Sept. 18.



2017:

- Went 5-0 with a 1.83 ERA (14 ER/69.0 IP) and 103 strikeouts in 40 games (one start) over two stints with the Yankees... Allowed 4-of-31 inherited runners (12.9%), the 2nd-lowest mark among qualifying relievers.
- Out of the bullpen, recorded a 13.43 SO/9 ratio, 10th best among MLB relievers (5th in the AL)...Ranked 3rd among all relievers with a 41.0% strikeout rate (100K, 244BF) and .207 opponents' OBP and ranked 5th with a 1.61 ERA, .143 opponents' batting average, and .233 SLG...His 2.3 fWAR was 6th among relievers.
- Became one of eight pitchers in franchise history with at least 100 punchouts in relief in a season, joining **Dellin Betances** (5x), **Goose Gossage** (3x), **Jay Howell**, **Andrew Miller**, **Joe Page**, **Mariano Rivera**, and **David Robertson**.
- Made 29 relief appearances of more than 1.0 IP (2nd most in the Majors) and 16 of at least 2.0 IP...Made three scoreless relief appearances of at least 3.0 innings...Had multiple strikeouts in 30 of his 40 total appearances.
- Had six relief appearances with at least five strikeouts.
- Struck out seven of eight batters faced in 2.2 scoreless innings on Aug. 30 Game 1 loss vs. CLE...Marked the most strikeouts in a single game by any pitcher in Major League history when facing eight or fewer batters.
- Collected his 100th [strikeout](#) of the season as a reliever in the 7th inning on Sept. 30 vs. TOR (**Jose Bautista**)...The only other Yankees with 100 K's within their first 50 relief appearances of a season were **Joe Page** (1947), **Mariano Rivera** (1996), and **Dellin Betances** (2014).
- Made his playoff debut in the Yankees' AL Wild Card win vs. Minnesota, entering with one out in the 1st inning (2.0 IP, 1H, 1ER, 2BB, 4K)...Became the first Yankee to [strike out](#) his first four career postseason batters faced, and the first Major League pitcher to do so since COL's **Jeff Francis** in 2007 NLDS Game 1 at PHI.

2018:

- Went 8-3 with a 2.50 ERA (21 ER/75.2 IP) and 94 strikeouts in 63 relief appearances with the Yankees.
- Posted a career-long 17.1-inning scoreless streak (over 13G) from May 25-July 8 (11H, 3BB, 18K).
- Made his 100th career relief appearance on Sept. 15 vs. TOR, tossing 2.1 scoreless innings (3H, 3K).
- Allowed one earned run in 3.2 innings over two postseason relief appearances.

2019:

- Went 4-4 with a 4.17 ERA (32 ER/69.0 IP) and 98 strikeouts in 54 appearances (15 starts) over two stints with the Yankees.
- Had three appearances with at least four strikeouts and no baserunners, tied for the Major League lead (also: **John Brebbia**, **Josh Hader**, and **Drew Pomeroy**).
- Posted a 0.69 ERA (2 ER/26.0 IP) in 19 games from May 27-July 2...Had an 11.2-inning scoreless streak from June 9-July 3.
- Earned his 2nd career [save](#) on July 23 at MIN (also: July 24, 2016 vs. SF) after entering in the 10th with the bases loaded and retiring his only batter faced.
- Over his final 11 appearances, struck out 34 batters while walking just six in 17.2 IP.
- Earned the win in Game 1 of a Sept. 12 doubleheader at DET (2.1 IP, H, ER, 2K) but snapped his season-high-tying 11.2 scoreless inning streak.
- Made his 1st career postseason start as the Yankees' "opener" in ALCS Game 6 vs. HOU (1.0 IP, 2H, 3ER, BB, K, HR).

2020:

- Went 3-3 with one save and a 3.51 ERA (10 ER/25.2 IP) and 32 punchouts in 22 relief appearances with the Yankees.
- Earned the win in his season debut on July 26 at WAS, tossing 2.0 scoreless innings (BB, 2K).
- Pitched on three straight days for the 1st time in his career from Sept. 2-4.
- Earned his 1st save of the year (4th career) in Game 1 of Sept. 4 doubleheader at BAL, allowing 1R/0ER in 1.0 IP (H).
- Went 1-0 with a 3.38 ERA (2 ER/5.1 IP) and eight strikeouts in four postseason relief appearances...Earned his 3rd career postseason win in ALDS Game 4 vs. TB at Petco Park, tossing 2.0 perfect innings (2K).

2021:

- Went 10-7 with six saves and a 3.12 ERA (29 ER/83.2 IP) in 67 relief appearances...Set career highs in wins, appearances, innings pitched, and home runs allowed.
- Led Major League relievers in innings pitched and led Yankees relievers in relief appearances...His 99 strikeouts were the 4th most in the AL and 6th most among MLB relievers.
- His 15 scoreless relief outings of at least 1.2 IP were the 2nd most in MLB, trailing only Boston's **Garrett Whitlock** (23).
- Made the 200th appearance of his career on April 22 at CLE, tossing a scoreless 8th inning (1.0 IP, 1K).
- Struck out **Josh Harrison** looking in the 7th inning on May 8 vs. WAS to record his 400th career [strikeout](#).
- Earned his 1st win of the season on June 17 at TOR, tossing 1.1 scoreless innings (2H, 2K)...Marked his first win since Aug. 30, 2020 (G1) vs. NYM.
- Pitched in both games of a doubleheader on July 4 vs. NYM, doing so for the 1st time in his career...Tossed a season-high 3.0 innings and earned his 3rd win of the season in Game 2 (6K)...Marked his longest relief outing since Sept. 8, 2019 at BOS (also 3.0 scoreless innings)...Tossed an [immaculate inning](#) in the 7th inning of Game 2, becoming the 2nd Yankees pitcher to toss an immaculate inning in 2021, joining **Michael King**...According to Elias, the Yankees were just the 3rd team in the last 20 seasons to have two immaculate innings in a single season, joining the 2019 Boston Red Sox (**Chris Sale** x2) and the 2017 Boston Red Sox (**Craig Kimbrel** and **Rick Porcello**)...According to Stats Perform, was the first pitcher in the Modern Era to toss at least 3.0 perfect innings, notch at least six K's, and have an immaculate inning all in the same game.
- Recorded a save in three straight outings from Aug. 16-19...Marked the 1st time in his career that he recorded a save in consecutive outings.
- Did not allow a run in his final seven appearances of the season, from Sept. 20-Oct. 3, retiring 25 of 31 batters faced over that span (8.1 IP, 4H, 2BB, 10K).
- Tossed 1.2 scoreless innings in the AL Wild Card Game at Boston (H, BB, 2K).

2022:

- Went 1-1 with a save and a 3.00 ERA (5 ER/15.0 IP) in 14 games with the Yankees.
- Did not allow an earned run in 11 of 14 appearances.
- Recorded his lone win of the season on April 20 at DET (1.0 IP, 3H, 2ER, BB, 2K).
- On April 28 vs. BAL, retired all three batters faced in the 8th inning (1.0 IP, 2K)...Struck out **Anthony Bemboom** for his 405th career [strikeout](#) as a reliever, surpassing **Mike Stanton** for sole possession of 8th place on the Yankees' all-time strikeouts list by a reliever.
- Earned his 11th career [save](#) and 1st of the season on May 2 at TOR after retiring all three batters faced in the 9th inning (1.0 IP, 2K)...Marked his first save since Aug. 19, 2021 vs. MIN.
- Placed on the 15-day injured list on May 21 with a right elbow strain...Transferred to the 60-day injured list on May 27.
- Underwent UCL reconstruction and flexor tendon repair with Dr. Meister on June 1 at Trinity Park Surgery Center in Arlington, TX.



2023:

- Signed by the Blue Jays on Jan. 31.
- Made 12 rehab appearances between Single-A Dunedin and Triple-A Buffalo on his way back from Tommy John surgery, posting a 1.46 ERA (2 ER/12.1 IP) and a 0.89 WHIP with 10 hits, one walk, and 15 strikeouts while holding hitters to a .217 AVG.
- Reinstated from the injured list on Sept. 1 and made his Toronto debut that evening in Colorado.
- Nabbed his 1st win of the year on Sept. 3 at COL with a 1-2-3 8th inning.
- On Sept. 20 at NYY, faced his former club for the 1st time and tossed a clean 7th inning (1.0IP, 2K).
- Made his Toronto playoff debut with 1.1 innings of work in Game 1 of the AL Wild Card on Oct. 3 at MIN...Retired all four batters faced with one strikeout.

Statcast Data

	2024	Career
Strikeout %:	21.9	31.2
Walk %:	6.7	6.4
Hard Hit %:	45.9	43.1
Fastest Pitch:	99.4 MPH	Sept. 13, 2017 at TB

CANADIAN BLUE JAYS

29 Canadian-born players have worn the Blue Jays uniform for a Major League game:

NAME	POS.	HOMETOWN	YEAR(S)
Dave McKay	INF	Vancouver, BC	1977-1979
Paul Hodgson	OF	Fredericton, NB	1980
Rob Ducey	OF	Cambridge, ON	1987-1992; 2000
Denis Boucher	LHP	Lachine, QC	1991
Vince Horsman	LHP	Dartmouth, NS	1991
Rob Butler	OF	Toronto, ON	1993-1994; 1999
Paul Spoljaric	RHP	Kelowna, BC	1994; 1996-1997; 1999
Paul Quantrill	RHP	Cobourg, ON	1996-2001
Rich Butler	OF	Toronto, ON	1997
Steve Sinclair	LHP	Victoria, BC	1998-1999
Simon Pond	OF	North Vancouver, BC	2004
Corey Koskie	INF	Anola, MB	2005
Matt Stairs	INF/OF	St. John, NB	2007-2008
Scott Richmond	RHP	North Vancouver, BC	2008-2009; 2011-2012
Shawn Hill	RHP	Mississauga, ON	2010; 2012
Brett Lawrie	INF	Langley, BC	2011-2014
Adam Loewen	OF	Vancouver, BC	2011
Mike Nickeas	C	Vancouver, BC	2013
Dalton Pompey	OF	Mississauga, ON	2014-2018
George Kottaras	C	Scarborough, ON	2014
Russell Martin	C	East York, ON	2015-2018
Michael Saunders	OF	Victoria, BC	2015-2016; 2017
Jeff Francis	LHP	Vancouver, BC	2015
Andrew Albers	LHP	North Battleford, SK	2015
Scott Diamond	RHP	Guelph, ON	2016
John Axford	RHP	Simcoe, ON	2018
Vladimir Guerrero Jr.	INF	Montreal, QC	2019-
Jordan Romano	RHP	Markham, ON	2019-2024
Zach Pop	RHP	Brampton, ON	2022-





GUERRERO JR. VLADIMIR

27

INFILDER

BIRTHDATE March 16, 1999
 OPENING DAY AGE 26
 BIRTHPLACE Montreal, QC
 RESIDENCE Nizao, Dominican Republic
 INSTAGRAM @vladdyjr27

BATS/THROWS R/R
 HEIGHT/WEIGHT 6-2/240
 CONTRACT STATUS signed thru 2025
 M.L. SERVICE 5.157
 OPTIONS USED 0 of 3

PERSONAL:

- Vladimir Guerrero Jr.
- Son of nine-time All-Star and 2004 AL MVP **Vladimir Guerrero**, who was inducted into the Hall of Fame in 2018 with Vladimir Jr. in attendance...Nephew of former Major Leaguer **Wilton Guerrero**.
- Signed by the Toronto Blue Jays as a 16-year-old on July 2, 2015...Ranked 4th on MLB.com's Top 30 International Prospects list at the time.
- Ranked as the 3rd-best prospect by both Baseball America and MLB prior to the 2018 season...Ranked 4th by Baseball Prospectus.
- Listed as the top overall prospect heading into the 2019 season by MLB, Baseball America and Baseball Prospectus...Was listed with an 80 hit tool for the second straight year, the highest ever given out by MLB Pipeline.
- Took part in the Toronto portion of the 2023 Blue Jays Winter Tour.

LAST SEASON:

- Ranked 2nd in the Majors in AVG (.323), 3rd in hits (199), 3rd in OBP (.396), 4th in total bases (335), T-4th in doubles (44), 6th in OPS (.940), T-7th in XBH (75), and 9th in SLG (.544).
- Named to his fourth ASG, his third as the AL's starting first baseman...Became the fourth TOR player to earn all-star nods in four straight seasons.
- Ranked 2nd in the Majors with 287 hard hit balls this season, trailing only Shohei Ohtani (288).
- Hit .396 against divisional opponents on the year, best in the Majors.
- On March 28 at TB, finished the game 1-for-5 with a solo home run (111.8 MPH, 450 feet to CF) in the 6th inning, his [first career Opening Day home run](#).
- April 6 at NYY, hit his second homer of the season...Was his [13th](#) HR in his 38th career game at Yankee Stadium, his most HR in a single road ballpark.
- On May 5 at WAS, hit his fourth HR of the season with a [grand slam](#) in the 2nd inning, the fifth of his career (last: May 23, 2023 at TB).
- Went 4-for-5 with a double and an RBI on May 26 at DET...Was his second four-hit game of the year (May 11 vs. MIN) and the sixth of his career...Homered in consecutive games for the first time this season (21st career).
- His .357 AVG in the month of May ranked 3rd in MLB...His .447 OBP was the 4th-highest mark in a single month of May in franchise history.
- Clubbed his 10th longball of the year on June 24 at BOS, sending a three-run shot 471 feet to left, the [longest homer of his career](#).
- Named AL Player of the Week for June 24-30...Led AL batters with 17 RBI, going 13-for-26 (.500) with five doubles, four homers, and a 1.154 SLG (1.673 OPS)...Recorded 2+ RBI in six straight games from June 23-29, the longest streak in TOR history (14-for-29, .483 AVG, 10XBH, 19RBI, 1.655 OPS)...Joined **Reggie Jackson** (1969) as the only players since RBI became an official stat in 1920 to record 19+ RBI and 10+ XBH in a six-game span.
- On July 19 vs. DET, crushed a [two-run shot](#) to left field in the 6th inning, the second homer in the Statcast Era to have a projected distance of at least 445 feet with a launch angle of 16 degrees or lower, joining **Giancarlo Stanton** (16 deg, 453 ft. on June 24, 2015 vs. STL).
- Reached [150 career home runs](#) on July 29 at BAL(1) at 25.135 years old, the youngest player in TOR history to reach the mark and the 20th-youngest in MLB history, between **Willie Mays** (25.134) and **Joe DiMaggio** (25.223).
- On July 29 at BAL, became the first player in TOR history to record five XBH in a single doubleheader, [homering in both games](#), the first Blue Jay to do so since **Bo Bichette** on May 27, 2021 at NYY.
- Tied a career-high 22G hitting streak (July 14-Aug. 10), batting .494 (40-for-81) with 11 doubles, a triple, 10 home runs, 22 RBI, 11 walks, a 1.025 SLG, and a 1.583 OPS...Led the Majors over that span in AVG, SLG, OPS, and XBH (22).
- Through his first 25 games post All-Star break, hit .457 (43-for-94) with 12 doubles, a triple, 11 homers, 25 RBI, a .957 SLG, and a 1.480 OPS...Became the first player in MLB history to record 10+ doubles and 10+ homers in first 25 games post ASB...His 1.480 OPS is the 5th-highest in MLB history (since 1933).
- Became the youngest player in franchise history to record [500 career RBI](#) with an RBI single on Sept. 14 vs. STL (25.182), doing so in 806 games with the franchise, the 5th-fastest to reach the mark, trailing **Joe Carter** (663G), **Carlos Delgado** (714G), **José Bautista** (788G), and **Edwin Encarnación** (794G).
- On Sept. 19 at TEX, launched solo shots in the 7th and 9th innings, his [first multi-home run game of the season](#) and the 10th of his career (last: Sept. 24, 2023)...Recorded his third season of 30+ home runs in his career (2021, 2022, 2024), becoming the only player in franchise history to achieve the feat through his age-25 season.
- Reached 100 RBI on the season on Sept. 22 at TB, becoming the eighth player in franchise history to have multiple 30+ HR 100+ RBI seasons, joining **Carlos Delgado** (6x), **Edwin Encarnación** (4x), **José Bautista** (4x), **Joe Carter** (4x), **Vernon Wells** (2x), **Shawn Green** (2x), and **George Bell** (2x).
- After the All-Star break, batted .376 (91-for-242) with 23 doubles, a triple, 16 homers, 46 RBI, 31 walks, a .678 SLG, and a 1.127 OPS...His 1.127 OPS post-ASB is the second-highest in franchise history, trailing only **Edwin Encarnación** (1.132 OPS in 2015).

Career-Highs - Statcast

	Speed/Distance	Date
Hardest Hit Ball:	118.9 MPH	May 11, 2019 vs. CWS
Farthest Hit Ball:	471 feet	June 24, 2024 at BOS
Top Sprint Speed:	29.6 ft/s	Sept. 1, 2021 vs. BAL



Bold – career high; Red – league high

Year	Club and League	AVG	G	AB	R	H	2B	3B	HR	RBI	BB	IBB	SO	SB	CS	OBP	SLG	OPS	SH	SF	HBP
2016	Bluefield (APP)	.271	62	236	32	64	12	3	8	46	33	1	35	15	5	.359	.449	.808	0	5	2
2017	Lansing (MID)	.316	71	269	53	85	21	1	7	45	40	2	34	6	2	.409	.480	.889	0	4	5
	Dunedin (FSL)	.333	48	168	31	56	7	1	6	31	36	1	28	2	2	.450	.494	.944	0	3	2
2018	GCL Blue (GCL)	.333	3	9	3	3	2	0	0	0	1	0	1	0	0	.400	.556	.956	0	0	0
	Dunedin (FSL)	.500	1	4	1	2	1	0	0	2	0	0	0	0	0	.500	.750	1.250	0	0	0
	New Hampshire (EAS)	.402	61	234	48	94	19	1	14	60	21	5	27	3	3	.449	.671	1.120	1	6	4
	Buffalo (INT)	.336	30	110	15	37	7	0	6	16	15	0	10	0	0	.414	.564	.978	0	2	1
2019	Dunedin (FSL)	.267	4	15	2	4	1	0	0	1	1	0	2	0	0	.353	.333	.686	0	0	1
	Buffalo (INT)	.367	9	30	7	11	1	0	3	8	4	0	2	1	0	.441	.700	1.141	0	0	0
	TORONTO (AL)	.272	123	464	52	126	26	2	15	69	46	0	91	0	1	.339	.433	.772	0	2	2
2020	TORONTO (AL)	.262	60	221	34	58	13	2	9	33	20	1	38	1	0	.329	.462	.791	0	0	2
2021	TORONTO (AL)	.311	161	604	123	188	29	1	48	111	86	7	110	4	1	.401	.601	1.002	0	2	6
2022	TORONTO (AL)	.274	160	638	90	175	35	0	32	97	58	6	116	8	3	.339	.480	.819	0	4	6
2023	TORONTO (AL)	.264	156	602	78	159	30	0	26	94	67	5	100	5	3	.345	.444	.789	0	4	9
2024	TORONTO (AL)	.323	159	616	98	199	44	1	30	103	72	12	96	2	2	.396	.544	.940	0	4	5
Minor Totals		.331	289	1075	192	356	71	6	44	209	151	9	139	27	12	.414	.531	.945	1	20	15
MAJOR TOTALS		.288	819	3145	475	905	177	6	160	507	349	31	551	20	10	.363	.500	.863	0	16	30

ALL-STAR GAME RECORD

Year	League and City	AVG	G	AB	R	H	2B	3B	HR	RBI	BB	IBB	SO	SB	CS	OBP	SLG	OPS	SH	SF	HBP
2021	AL at COL	.333	1	3	1	1	0	0	1	2	0	0	0	0	0	.333	1.334	1.667	0	0	0
2022	AL at LAD	.000	1	2	0	0	0	0	0	0	0	0	0	0	0	.000	.000	.000	0	0	0
2023	AL at SEA	.000	1	2	0	0	0	0	0	0	0	0	1	0	0	.000	.000	.000	0	0	0
2024	AL at TEX	.000	1	2	0	0	0	0	0	0	0	0	0	0	0	.000	.000	.000	0	0	0
TOTALS		.111	4	9	1	1	0	0	1	2	0	0	1	0	0	.111	.444	.555	0	0	0

WILD CARD RECORD

Year	Club and Opp.	AVG	G	AB	R	H	2B	3B	HR	RBI	BB	IBB	SO	SB	CS	OBP	SLG	OPS	SH	SF	HBP
2020	TOR vs. TB	.143	2	7	0	1	0	0	0	0	0	0	4	0	0	.250	.143	.393	0	0	1
2022	TOR vs. SEA	.125	2	8	1	1	0	0	0	1	1	1	1	0	0	.222	.125	.347	0	0	0
2023	TOR vs. MIN	.143	2	7	0	1	1	0	0	0	1	0	0	0	0	.250	.286	.536	0	0	0
TOTALS		.136	6	22	1	3	1	0	0	1	2	1	5	0	0	.240	.182	.422	0	0	1

HOME RUN BREAKDOWN

ONE GAME												
Total	H	A	2	3	4	GS	LO	XN	IP	PH	RHP	LHP
160	85	75	8	2	0	5	0	1	0	0	128	32

TRANSACTIONS

- Signed by the Toronto Blue Jays on July 2, 2015

GAME HIGHS

ML Debut	April 26, 2019 vs. OAK	Stolen Bases	1 – 20x, last: June 1, 2024 vs. PIT
Runs	3 – 14x, last: Sept. 19, 2024 at TEX	Last ML Home Run	Sept. 19, 2024 at TEX
Hits	4 – 8x, last: Sept. 3, 2024 vs. PHI	Longest Hitting Streak	22G – 2x, last: July 14-Aug. 10, 2024
Home Runs	3 – 2x, last: April 13, 2022 at NYY	Longest On-Base Streak	25G – Aug. 20-Sept. 13, 2021
RBI	7 – April 27, 2021 vs. WAS	Longest Hitless Streak	20AB – Sept. 23-29, 2021

MILESTONES

Category	Date	Opponent	Pitcher	Notes
Hit	1 April 26, 2019	Oakland	Petit	Double
	500 Aug. 19, 2022	at New York (AL)	Taillon	Double
Home Run	1 May 14, 2019	at San Francisco	Vincent	1R
	100 Sept. 14, 2022	at Tampa Bay	Rasmussen	1R
Multi-HR Game (8)				
	8 Sept. 19, 2024	at Texas	Festa, Garabito	1R, 1R
3-HR Game	1 April 27, 2021	Washington	Scherzer (2), Finnegan	GS, 1R, 2R
	2 April 13, 2022	at New York (AL)	Cole (2), Loáisiga	1R, 2R, 1R
Grand Slam HR (5)				
	1 July 20, 2019	at Detroit	Soto	5th inning
	2 July 30, 2019	at Kansas City	Staumont	9th inning
	3 April 27, 2021	Washington	Scherzer	3rd inning
	4 May 23, 2023	at Tampa Bay	Raley	9th inning
	5 May 5, 2024	at Washington	Gore	2nd inning
RBI	1 May 4, 2019	at Texas	Lynn	Single
	500 Sept. 14, 2024	St. Louis	O'Brien	Single



MINORS:

- Played his 1st season of pro ball in 2016 for Rookie-level Bluefield where he slashed .271/.359/.449 over 62 games... Named an MiLB.com Organizational All-Star, Appalachian League All-Star, and Baseball America Rookie All-Star.
- Started 2017 with Single-A Lansing...Over 71 contests for the Lugnuts, batted .316 with 21 doubles, a triple, seven home runs and 45 RBI while drawing 40 walks to go against just 34 strikeouts (.888 OPS)...Named a 2017 Mid-Season All-Star and was a Futures Game selection...Promoted to Advanced-A Dunedin where he upped his average to .333 and his OPS to .944 across 48 games...Helped Dunedin to a Florida State League Championship (co-winners with Palm Beach Cardinals due to Hurricane Irma).
- After his 2017 campaign, was named a Baseball America Minor League All-Star, Baseball America Low Class-A All-Star, MiLB.com Organizational All-Star and MiLB Post-Season All-Star.
- Went 7-for-13 (.538) across four spring training games with the Major League squad to start 2018, including a walk-off home run in Montreal vs. STL on March 27...His father also hit a walk-off homer at Olympic Stadium, a 10th-inning three-run blast on May 7, 2003 vs. SD.
- Was assigned to Double-A New Hampshire to begin the 2018 season...Slashed .402/.449/.671 (94-for-234) across 61 games for the Fisher Cats, including 19 doubles, one triple, 14 home runs and 60 RBI...Named a MiLB Player of the Month for May...Named a Mid-Season All-Star...Promoted to Triple-A Buffalo and drove from New Hampshire to join the Bisons with a stop in Cooperstown to see his father inducted into the Hall of Fame...On July 31, walked three times while scoring twice and driving in a run in his Triple-A debut vs. Lehigh Valley...Homered in four straight games from Aug. 8-11...Over 30 games for the Bisons, hit .336 (37-for-110) with a .414 OBP (15BB, 10K).
- Hit .381 across his 95 Minor League games during the 2018 season, 32 points better than the next qualified full-season player...Named Player of the Week on three occasions (April 15-NH, May 6-NH, Aug. 12-BUF)...Was named Baseball America Minor League Player of the Year, MiLB.com Organizational All-Star, Post-Season All-Star, and was dubbed as the minors' Top Third Baseman in MiLB.com's Toolshed 2018 edition.
- Played for the Surprise Saguaros in the Arizona Fall League where he batted .351 (27-for-77) with seven doubles and 17 RBI over 19 games.

2019:

- Among AL rookies, ranked 1st in hits (126), T-1st in doubles (26), T-3rd in extra-base hits (43), 3rd in walks (46), 3rd in RBI (69) and T-7th in home runs (15)...His .272 batting average was the highest by a qualified Toronto rookie since **Eric Hinske** hit .279 in 2002...Recorded 12 three-hit games, the most among AL rookies and 3rd most by a Blue Jays rookie all-time (**Bob Bailor** - 15 in 1977; **Alfredo Griffin** - 14 in 1979)...His 69 RBI for the season were 3rd most by a rookie in franchise history and 3rd most by a Canadian-born player while with the Blue Jays (**Russell Martin** - 77 in 2015 and 74 in 2016).
- Finished 7th in AL Rookie of the Year voting.
- Named to Baseball America's All-Rookie Team.
- Had his contract selected on April 26...Made his **MLB debut** that night vs. OAK and **doubled** in his final at-bat (1-for-4) to set up the game-winning run...At 20 years and 41 days old, became the 5th youngest Blue Jays player to make his MLB debut and the 4th youngest Toronto player to record a hit.
- May 4 at TEX, singled to collect his **1st career RBI**...Drove in **Justin Smoak**, who himself collected his 1st career RBI on April 27, 2010 with a sac fly to score **Vladimir Guerrero Sr.**
- Hit a 118.9 MPH **single** on May 11 vs. CWS, the hardest hit ball by a Blue Jay in the Statcast era (since 2015)...Went 2-for-2 to reach two walks for his 1st career multi-hit game...At 20.056 years old, became the youngest player in team history to reach base four times in a game, and the 2nd youngest with a multi-hit game (**Brian Milner** - 18.221 on June 26, 1978 vs. BAL).
- Opened the scoring with his **1st career home run** on May 14 at SF...At 20 years and 59 days old, became the youngest player in franchise history to hit a home run, 18 days younger than **Danny Ainge** (June 2, 1979 at SEA)...Connected for another home run in the 6th, a **three-run blast**...Became the youngest in team history with a multi-HR game, ahead of **Travis Snider** (21.070 on April 13, 2009 at MIN) and the 15th youngest (19th time) all-time with a multi-HR effort (last: **Juan Soto** - 3x in 2018)...His home runs had exit velocities of 111.3 and 113.7 MPH, making him the 1st Blue Jay in Statcast history (since 2015) to hit two homers of at least 110 MPH in the same game...Added a single for his 1st career three-hit game...Became the 2nd youngest Blue Jay with a three-hit effort, behind **Brian Milner** (18.221 on June 26, 1978 vs. BAL)...His 1st four-RBI night made him the 26th youngest all-time to drive in 4+ runs in a game, and the youngest in team history as well, ahead of **Lloyd Moseby** (20.202 on May 25, 1980 vs. NYY).
- Notched his **4th homer** of the season on May 19 at CWS, all on the same six-game road trip.
- Claimed AL Player of the Week for May 13-19...Went 7-for-21 (.333) in six games, with four home runs, nine RBI and 3BB/1K for a 1.321 OPS.
- Hit the **5th homer** of his career and his 1st at home on May 22 vs. BOS...Became the 4th player in Blue Jays history at the time to hit 5+ HR in his first 21 career games (**Carlos Delgado** - 8; **Devon Travis** - 6; **Brett Lawrie** - 5)...Later in the year, **Bo Bichette** became the 5th with seven homers in his first 21 games.
- Became the youngest player to ever take part in the Home Run Derby...Connected for 29 home runs in the 1st round, surpassing **Josh Hamilton** (28 in 2008) for the most all-time in a single round...Then hit another 29 bombs in the 2nd round, and needed extra time and a swing-off to best **Joc Pederson**, giving him 69 homers through two rounds of competition...Guerrero Jr.'s 22 home runs in the final round were topped by **Pete Alonso**'s 23...The 20-year-old's **91 home runs** on the night were 30 more than any player had ever produced in a single Home Run Derby (**Giancarlo Stanton** - 61 in 2016)...Coach **John Schneider** was his pitcher for the event.
- Belted his **1st career grand slam** on July 20 at DET...At 20 years and 126 days old, became the youngest Blue Jay to hit a grand slam (**Brett Lawrie** - 21.204).
- On July 30 at KC, became the 2nd Blue Jays rookie all-time to hit two **grand slams** in a season, joining **Rowdy Tellez** who did so earlier in the year...Became the youngest player in MLB history to hit his first two grand slams...Also set a career high with five RBI, becoming the 4th youngest player (20.136) in AL history with a five-RBI game, behind **Mike Trout** in 2011 (20.023), **Rougned Odor** in 2014 (20.110) and **Al Kaline** in 1955 (20.119).
- **Homered twice** and doubled while driving in four runs on Aug. 1 at BAL...Became the 3rd youngest player in AL history with two multi-HR games, behind **Ken Griffey Jr.** (1989) and **Manny Machado** (2012)...Became the 3rd youngest player in AL history with 10+ total bases in a game, trailing **Buddy Lewis** (1936) and **Al Kaline** (1955)...Gave him 16 RBI over five games, making him the youngest player in MLB history with 16+ RBI over any five-game span.
- Collected 17 RBI in a six-game stretch from July 27-Aug. 2, joining **Mel Ott** (1929) as the only 20-year-olds in MLB history to accomplish the feat...Was the 2nd most RBI in a six-game span in team history (**Edwin Encarnacion** - 20 in 2015).
- Took AL Player of the Week for July 29-Aug. 4, becoming the 1st rookie in team history with two Player of the Week Awards (also May 13-19)...Went 13-for-26 (.500) over six games, with three doubles, three home runs and 11 RBI (1.497 OPS).



- Strung together a season-long nine-game hitting streak from July 27-Aug. 5, in which he hit .463 (19-for-41) with five doubles, four homers and 18 RBI.
- Recorded his [1st career triple](#) on Aug. 10 vs. NYY, driving in two runs in the 7th inning to put the Jays up, 5-4.
- Went 11-for-30 (.367) with a double, three home runs and eight RBI over eight games for Triple-A Buffalo (.700 SLG, 1.124 OPS)...Batted .267 (4-for-15) with a double and an RBI in four rehab games for Advanced-A Dunedin.

2020:

- Was one of 15 MLB players to play in all 60 games.
- Batted .323 (32-for-99) with seven doubles, five home runs and 22 RBI in 26 games at Sahlen Field (.945 OPS).
- Hit his [1st home run](#) of the season on July 28 at WAS...Had last homered on Aug. 22, 2019 vs. LAD, ending a drought of 31 games and 138 plate appearances.
- Laced a 115.9 MPH [home run](#) with a 16° launch angle on Aug. 21 at TB, the lowest angle for a fence-clearing home run in MLB during 2020.
- Put together a then career-long 12-game hitting streak from Aug. 19-30 (9G from July 7-Aug. 25, 2019)...Was the 2nd longest by a Blue Jay in 2020 ([Teoscar Hernández](#) - 15G)...Went 16-for-44 (.364) with four doubles, a triple, two homers and 11 RBI over that stretch (.440 OBP, 1.076 OPS).
- Stole his 1st career base while going 2-for-4 with a walk and two RBI on Sept. 7 vs. NYY.
- Picked up his [2nd triple](#) of the season (4th career) on Sept. 21 vs. NYY...Was the only Blue Jay with multiple triples in 2020.
- Drove in three runs on Sept. 23 vs. NYY to reach 100 career RBI...At 21 years and 191 days old, became the youngest in team history to reach the milestone.
- In the final game of the regular season, on Sept. 27 vs. BAL, hit his [9th home run](#), which was his 6th to break a tie.
- Went 0-for-3 and was hit by a pitch in Game 1 of the ALWC at TB...Started as the designated hitter in Game 2 and recorded his 1st career postseason hit as he [singled](#) in the 6th inning...At 21 years and 198 days old, became the youngest player in team history to record a playoff hit, surpassing teammate [Alejandro Kirk](#) who set the mark a night earlier (21.328)...Was the 2nd youngest player in MLB history to start at DH in the postseason, trailing Oakland's [Claudell Washington](#) (21.035 on Oct. 5, 1975 at BOS) and supplanting [Kirk's](#) mark from the previous season.
- Played 10 games for the Leones del Escogido in the Dominican Winter League following the season and batted .359 (14-for-39) with four doubles, two homers and 11 RBI for a .996 OPS.

2021:

- His 48 homers tied [Salvador Perez](#) for the MLB lead and eclipsed [George Bell](#) (47 in 1987) for 2nd most in franchise history ([José Bautista](#) - 54 in 2010).
- Hit 11 home runs at TD Ballpark, 10 at Sahlen Field, and 10 at Rogers Centre, marking the 1st time in MLB history that a player hit 10 or more home runs or more at each of three different ballparks in the same season.
- Led MLB hitters in runs (123) and total bases (363).
- Among AL batters, ranked 1st in OBP (.401), 1st in SLG (.601), 1st in OPS (1.002), T-1st in home runs (48), 2nd in hits (188), 3rd in AVG (.311), 3rd in extra-base hits (78), T-5th in RBI (111) and T-6th in walks (86)...Became the 1st player in franchise history to lead the AL in both OBP and SLG.
- Named the AL Hank Aaron Award winner, the youngest recipient in the history of the award...Joined [Carlos Delgado](#) (2000), [José Bautista](#) (2010, 2011), and [Josh Donaldson](#) (2015) as the only Blue Jays to earn the award.
- Claimed the inaugural Juan Marichal Award, recognizing the best Dominican player in Major League Baseball.
- Won the Canadian Baseball Hall of Fame and Museum's 2021 Tip O'Neill Award, presented annually to the Canadian player judged to have excelled in individual achievement and team contribution while adhering to baseball's highest ideals.
- Named All-MLB first baseman.
- His 86 batted balls of 110+ MPH led MLB, ahead of [Giancarlo Stanton](#) (75).
- His 280 times on base topped AL hitters and finished 2nd most in MLB ([Juan Soto](#) - 304).
- His .332 AVG at home also led the AL and was 3rd best overall ([Nick Castellanos](#) - .359; [Trea Turner](#) - .336).
- His 17 three-hit games were tied for the 2nd most in MLB ([Yuli Gurriel](#) - 18)...His 52 multi-hit games ranked 3rd in the AL.
- Connected for his [1st home run](#) of the season on April 4 at NYY, a solo shot to right field...Was his 2nd career homer to right (also: Aug. 28, 2020 vs. BAL).
- During Toronto's home opener on April 8 vs. LAA, recorded the [1st Major League home run](#) in the history of Dunedin's TD Ballpark, a two-run blast off of [Griffin Canning](#).
- At 22 years and 42 days old on April 27 vs. WAS, became the youngest player ever with [three home runs](#) and seven RBI in a game...Became the 5th Canadian-born player to record a three-homer game ([Joey Votto](#) - 3x, [Larry Walker](#) - 3x, [Justin Morneau](#), [Michael Saunders](#))...Hit his [3rd career grand slam](#) off [Max Scherzer](#) in the 3rd inning (also: July 20, 2019 at DET and July 30, 2019 at KC)...Became the youngest player in Blue Jays history with three career grand slams and the 8th youngest in MLB history to reach three slams (last: [Alex Rodríguez](#) - 20.345 in 1996)...The [seven RBI](#) set a career best (5 RBI on July 30, 2019 at KC)...With his father, [Vladimir Guerrero](#), became the 4th father-son duo in the expansion era (since 1961) to homer off the same Cy Young winning pitcher.
- His 1.092 OPS after 50 games was the 3rd highest through the first 50 games of a season by an AL player age 22 or younger all-time.
- Recorded his [2nd multi-home run](#) game of the season (4th career) on May 21 vs. TB...Hit a [two-run homer](#) in the 12th inning, his 1st career home run in extra innings.
- Picked up his [3rd multi-homer](#) game of the season (5th career) on May 24 vs. TB...The [first shot](#) was hit at 117.4 MPH, tying [Rowdy Tellez](#) (Aug. 20, 2020 vs. PHI) for the hardest-hit home run by a Blue Jay in the Statcast Era (since 2015).
- Hit his MLB-leading [16th home run](#) on May 25 at NYY, homering in consecutive games for the 3rd time in 2021 (4th career)...Set a career-high with 16 home runs, doing so in just 47 games (15 HR in 123 games in 2019).
- Became the first player age 22 or younger to lead the Triple Crown categories 60+ games into a season since Hall of Famer [Al Kaline](#) in 1955.
- Recorded a 4-for-4 effort, the 1st four-hit game of his career, on June 1 vs. MIA.
- Belted his MLB-best [20th homer](#) in his 62nd game of the season on June 12 at BOS...The only Blue Jays to reach 20 home runs in a season in fewer team games were [José Bautista](#) in 2011 (52G), [George Bell](#) in 1987 (54G), and [Carlos Delgado](#) in 2000 (58G)...Homered in consecutive games for the 4th time in 2021 (5th career)...At age 22, became the 3rd youngest player ever to be the 1st batter in a season to reach 20 home runs, behind [Mel Ott](#) in 1929 (20) and [Eddie Mathews](#) in 1953 (21).
- Launched a [game-tying home run](#) with two out in the 9th on June 14 at BOS...Homered in four straight games for the 1st time in his career...At the age of 22.090, became the youngest player in MLB history to homer in every game of a four-game road series.
- Recorded his [25th homer](#) on June 25 vs. BAL, becoming the 3rd-fastest in team history to reach the 25-HR mark in a season, doing so in 74 games ([George Bell](#) - 69G in 1987; [Carlos Delgado](#) - 72G in 2000)...Set the single-season home run record for a Canadian-born Blue Jay ([Michael Saunders](#) - 24 in 2016)...At 22 years old, became the youngest player in team history with a 25-HR campaign ([Jesse Barfield](#) - 23 in 1983).



- Hit his [26th bomb](#) on June 26 vs. BAL, homering in 3+ consecutive games for the 3rd time of the season...Marked his 50th career home run.
- Named AL Player of the Week for June 21-27...Hit .391 (9-for-23) with a double, three home runs, and seven RBI (1.308 OPS)...Was his 3rd career POTW nod (2x in 2019).
- Finished 1st among all Major Leaguers in All-Star voting with 2,704,788 total votes, joining **José Bautista** (2011, 2014) and **Josh Donaldson** (2015) as the only Blue Jays to finish atop the Majors in All-Star balloting...The 22-year-old became the youngest player ever to lead the Majors in All-Star Balloting since the process was returned to the fans in 1970, ahead of **Cody Bellinger**, who was 23 during the voting period in 2019.
- At 22 years and 119 days old, became the youngest player ever to win All-Star Game MVP (**Ken Griffey Jr.** - 22-236 in 1992)...Homered and finished 1-for-3 with two RBI...Became the 2nd-youngest to hit a home run at the ASG (**Johnny Bench** - 21.228 in 1969) and the 2nd Blue Jay to do so (**Roberto Alomar** in 1993)...His 468-foot homer was the longest Midsummer shot in the Statcast era (since 2015)...Joined the **Griffey**s and the **Bonds** as the only father-son duos to homer in an All-Star Game.
- Launched home runs number [29](#) and [30](#) on July 16 vs. TEX for his 4th multi-HR game of the season (6th career)...Reached 30 home runs in 88 games, the fewest team games to reach the mark in franchise history, ahead of **José Bautista** (91G in 2011)...Became the 1st player ever to homer in the ASG and then hit two homers in the 1st game after it...At 22, became the youngest in team history to record a 30-HR season (**Vernon Wells** - 24 in 2003).
- Belted a [three-run blast](#) on July 29 at BOS for his 33rd home run of the year, becoming the 1st player in franchise history with 33 homers in the team's first 100 games of a season (**Carlos Delgado** - 32 in 2000)...Also became the 2nd MLB player age 22 or younger to hit at least 33 home runs before the start of August, joining **Johnny Bench** (36 in 1970).
- [Singled](#) in the 1st inning in the Blue Jays' return home, on July 30 vs. KC, for the first hit at Rogers Centre in 670 days.
- Cranked his [35th home run](#) of the season on Aug. 8 vs. BOS...Became the 2nd Toronto batter all-time to reach 35 dingers in the team's first 110 games of a season, joining **George Bell** who also hit his 35th home run in the 110th game, also on Aug. 8, during his 1987 MVP campaign.
- Notched his [40th home run](#) of the season on Sept. 6 at NYY, becoming the youngest player in franchise history to reach the mark (**Jesse Barfield/Tony Batista/Shawn Green** - 26 years old)...Became the 10th player in MLB history with a 40-HR campaign in his age 22 or younger season...He and his father, **Vladimir Guerrero**, joined **Cecil** and **Prince Fielder** as the only father-son duos to reach the 40-HR mark.
- Had a then career-best 14-game hitting streak from Aug. 23-Sept. 6, batting .414 (24-for-58) with 12 runs, a double, four homers and nine RBI over that span (1.090 OPS).
- Notched his [42nd home run](#) and 100th RBI of the year on Sept. 9 at NYY...Became the youngest player in franchise history to reach 100 RBI in a season (**Vernon Wells** - 23 in 2002)...Joined **Joe DiMaggio** (1937) and **Juan Gonzalez** (1992) as the only players in AL history with 40+ HR and 100+ RBI in a season before turning 23.
- Laced his [45th longball](#) on Sept. 13 vs. TB, the 4th most in a season in franchise history...With a launch angle of 15 degrees, tied **Manny Machado** (Aug. 20 vs. PHI) for the lowest launch angle on a fence-clearing home run in 2021...Surpassed his father's career high in home runs (44 in 2000).
- Put together a career-best 25-game on-base streak from Aug. 20-Sept. 13...Batted .340 (35-for-103) with a double, 10 homers, and 15 RBI (1.039 OPS) during the streak.
- Crushed his [46th bomb](#) on Sept. 17 vs. MIN, tying **Jose Canseco** for the 3rd most homers in a season in Blue Jays history.
- Drilled his [47th homer](#) on Oct. 2 vs. BAL, tying **George Bell** (1987) for 2nd most in a season all-time by a Blue Jay.
- Recorded his [48th home run](#) on the final day of the season, Oct. 3 vs. BAL, the most by a player age 22 or younger in MLB history (**Eddie Mathews** - 47 HR in 1953)...Marked his 12th homer vs. BAL in 2021, the most vs. a single opponent by any player in 2021 and the most vs. a single club in a season in franchise history.

2022:

- Among AL batters, finished T-3rd in total bases (306), T-5th in RBI (97), 6th in hits (175), T-7th in home runs (32), T-8th in extra-base hits (67), and 10th in slugging (.480).
- Started at 1st base for the AL All-Star team for the 2nd year in a row (0-for-2), becoming the 5th player in Toronto history to start in consecutive years.
- Claimed his 1st Gold Glove Award, becoming the only first baseman in team history to win one...Committed 10 errors on 1,025 total chances for a .990 fielding percentage.
- Stole a career-high eight bases after recording five total steals across his first three seasons.
- Crushed his 1st of [home run](#) of the year on April 10 vs. TEX, a solo shot travelling 467 feet, the farthest hit ball of his career (465 on May 16, 2021 vs. PHI).
- On April 13 at NYY, went 4-for-4 with a double, three home runs, and four RBI, the 2nd [three-homer](#) game of his career (also: April 27, 2021 vs. WAS)...At 23 years and 28 days old, became the youngest player in MLB history to go 4-for-4 with 3+ homers and 4+ XBH in a game...The 14 total bases were the 2nd most in a single game in franchise history (**Carlos Delgado** - 16 TB on Sept. 25, 2003 vs. TB).
- Hit his then MLB-leading 5th home run of the season on April 15 vs. OAK, a solo shot in the 1st...Tied **Carlos Delgado** (1994, 2001) and **Vernon Wells** (2010) for the most homers in the team's first eight games of a season.
- Had a then-career-high 15-game hitting streak from May 2-18 (16-for-54, .296 AVG, 2-2B, 1HR, 5RBI), besting his 14-game streak from 2021.
- Went 4-for-5 on June 15 vs. BAL with his 16th home run, his 3rd career four-hit game...Also picked up his 1st career [walk-off RBI](#), driving in **Bo Bichette** with a single in the bottom of the 10th.
- Named AL Player of the Week for June 13-19, his 4th career POTW...Went 11-for-27 (.407) with a double, three homers, seven RBI and his 1st walk-off hit (1.278 OPS).
- Picked up his 2nd career [walk-off hit](#) on June 28 vs. BOS, singling in a run in the 9th to break a 5-5 tie.
- Smacked his 20th home run on July 13 vs. PHI, reaching the mark for the 2nd time in his career (48 in 2021).
- Put together a career-long 22-game [hitting streak](#) from July 15-Aug. 13, batting .374 (34-for-91) with 10 doubles, three home runs, and 12 RBI (1.007 OPS)...Was the 2nd-longest streak in the AL in 2022 (4th in MLB).
- Lined a two-run [homer](#) in the 1st on Aug. 16 vs. BAL...The 15° launch angle matched the lowest homer of his career (Sept. 13, 2021 vs. TB), and equalled the lowest fence-clearing home run in MLB in 2022 (**Giancarlo Stanton** - 15° on April 8 vs. BOS).
- Notched his [500th hit](#) on Aug. 19 at NYY, becoming the youngest in team history to reach the milestone (23.156), ahead of **Lloyd Moseby** (24.193).
- Recorded his career-high 30th double of the year on Sept. 9 at TEX (29 in 2021).
- Went 2-for-4 with his 100th career double on Sept. 12 vs. TB...At 23 years and 180 days old, was the youngest player to reach the mark since **Bryce Harper** (23.177 in 2016).



- Hit his 100th career [home run](#) on Sept. 14 vs. TB at the age of 23 years and 182 days, becoming the 10th-youngest player in MLB history to reach the century mark...Also became the 7th-youngest player since 1901 to reach 100 doubles and 100 homers in his career, doing so three days before **Albert Pujols** (23.185) and one day after **Bryce Harper** (23.181).
- Blasted a three-homer on Sept. 21 at PHI, his 30th homer of the year...Became the 1st AL player to reach 30 doubles and 30 home runs in 2022...At the age of 23 years and 189 days, became the youngest player in franchise history to reach 300 career RBI (**Lloyd Moseby** - 24.299).
- On Sept. 26 vs. NYY, singled home the game-winning run in the bottom of the 10th inning, the 3rd [walk-off hit](#) of his career, all coming in the same season.
- Drove in a run with a [single](#) in the 3rd inning during Game 2 of the ALWC vs. SEA for his 1st career postseason RBI.

2023:

- Named an All-Star for the 3rd time in his career, doing so in three consecutive seasons.
- Became the 1st player in franchise history to win the Home Run Derby...Along with **Vladimir Guerrero Sr.**, became the 1st father-son duo ever to each win the event.
- Led the team in home runs (26) and RBI (94).
- His 249 hard-hit balls (95+ MPH) ranked 3rd in the AL (4th in MLB).
- Drove in the game-winning run on Opening Day, March 30 at STL, with a sac fly in the 9th, part of a 2-for-4 effort with three RBI and a hit-by-pitch.
- Blasted his 5th [home run](#) of the year on April 23 at NYY and his 12th career jack at Yankee Stadium, his most in any road ballpark.
- Hit a 9th-inning [grand slam](#) as part of a 3-for-6 night on May 23 at TB, the 4th slam of his career...Drove in six runs, one shy of his career high (seven on April 27, 2021 vs. WAS).
- Went 2-for-4 with a double and a three-run homer on June 23 vs. OAK, his 10th jack of the year and his 1st at Rogers Centre.
- Hit his 14th [home run](#) on July 14 vs. ARI to become the 1st Home Run Derby champ ever to go deep in his 1st plate appearance after the All-Star break.
- Finished 2-for-3 with two RBI including his 21st [home run](#) of the year on Sept. 3 at COL...Matched **Fred McGriff** for the most home runs by a Blue Jay in his first five MLB seasons (125).
- Went 2-for-4 with his 23rd blast on Sept. 15 vs. BOS, homering in consecutive games for the 5th time of 2023 (20th career).
- Drilled his 24th [home run](#) of the year on Sept. 16 vs. BOS, homering in three straight games for the 4th time in his career (last: June 24-26, 2021)...Reached 400 career RBI in his 649th game, becoming the 2nd-fastest player in team history to reach the mark (**Carlos Delgado** - 597G) and the youngest to do so at 24 years and 184 days old (**Lloyd Moseby** - 26.187)...Reached base safely five times in a game for the 1st time in his career (2-for-3, 3BB).
- Crushed his 25th and 26th home runs of the season on Sept. 24 at TB, his 1st multi-homer game of the year (9th career).

AT THE ALL-STAR BREAK**(TOP 5)****BATTING LEADERS****AVERAGE**

1993	J. Olerud	.395
1999	T. Fernandez	.372
2006	C. Delgado	.363
1994	P. Molitor	.342
2000	S. Stewart	.339

RUNS

2016	J. Donaldson	80
2003	C. Delgado	76
2003	V. Wells	75
2000	C. Delgado	74
2011	J. Bautista	73
2000	R. Mondesi	73

HITS

2023	B. Bichette	122
2003	V. Wells	121
1993	J. Olerud	120
1986	T. Fernandez	118
2001	S. Stewart	118

HOME RUNS

2011	J. Bautista	31
1987	G. Bell	29
2000	C. Delgado	28
2003	C. Delgado	28
2021	V. Guerrero Jr.	28

RBI

2003	C. Delgado	97
2003	V. Wells	84
1994	J. Carter	80
2000	C. Delgado	80
2016	E. Encarnacion	80

STOLEN BASES

1997	O. Nixon	37
1999	S. Stewart	29
1993	R. Alomar	28
1984	D. Garcia	27
1991	R. Alomar	27

PITCHING LEADERS**ERA**

1997	R. Clemens	1.69
1985	D. Stieb	1.87
1992	J. Guzman	2.11
1991	J. Key	2.23
2022	A. Manoah	2.28

WINS

2000	D. Wells	15
1997	R. Clemens	13
2003	R. Halladay	13
2005	R. Halladay	12
2006	R. Halladay	12
2016	J. Happ	12

SAVES

2023	J. Romano	26
2006	B. Ryan	24
1998	R. Myers	23
1993	D. Ward	22
2017	R. Osuna	22
2000	B. Koch	20
2010	K. Gregg	20
2022	J. Romano	20

STRIKEOUTS

2023	K. Gausman	153
1997	R. Clemens	140
2021	R. Ray	130
2008	A. Burnett	126
1992	J. Guzman	122
2008	R. Halladay	121
2018	J. Happ	121





HEINEMAN TYLER

55
CATCHER

BIRTHDATE June 19, 1991
OPENING DAY AGE 33
BIRTHPLACE Pacific Palisades, CA
RESIDENCE Pacific Palisades, CA
INSTAGRAM @theheineman13

BATS/THROWS S/R
HEIGHT/WEIGHT 5-10/200
CONTRACT STATUS signed thru 2025
M.L. SERVICE 2.066
OPTIONS USED 3 of 3

PERSONAL:

- Tyler Andrew Heineman.
- Was college teammates of **Gerrit Cole** on the 2010 UCLA Bruins College World Series qualifying team.
- Played three seasons at UCLA (2010-2012), advancing to the College World Series twice (2010 & 2012)...Selected as a Johnny Bench Award semifinalist after hitting .351 with seven doubles and 26 RBI as a junior.
- Left UCLA tied as the single-season record holder for hit by pitch (18) in 2012.
- His brother, **Scott Heineman**, was an outfielder with the Texas Rangers and the Cincinnati Reds.
- Performs magic tricks with cards...Began his hobby while playing winter ball in the Dominican Republic...Found he had a skill for it and developed his craft while watching DVD and took private lessons from a man he met after he happened to wander into a magic shop.
- He and his wife, Elizabeth, have two daughters, Emma Katherine and Brooke Lauren.

LAST SEASON:

- In 22 games between Pittsburgh and Toronto, hit .237 (9-for-38) with a double, a triple, three RBI, eight walks, a .383 OBP, and a .699 OPS.
- Between Triple-A Indianapolis and Buffalo, played a combined 42 games batting .230 (31-for-135) with six extra-base hits, 19 RBI, a .352 OBP, and a .671 OPS.
- Began the season with Triple-A Indianapolis before having his contract selected by Pittsburgh on April 4.
- Played in three games with Pittsburgh before being designated for assignment and later dealt to Toronto.
- Recalled by Toronto three times, including from Sept. 2 through the remainder of the season.
- Reached base safely three times on Oct. 1 vs. TB with a triple, a walk, and three RBI.

Bold – career high; Red – league high

Year	Club and League	AVG	G	AB	R	H	2B	3B	HR	RBI	BB	IBB	SO	SB	CS	OBP	SLG	OPS	SH	SF	HBP
2012	Tri-City (NYPL)	.358	55	193	33	69	14	0	0	26	26	1	12	6	2	.452	.430	.882	3	2	9
2013	Lancaster (CALL)	.286	104	370	67	106	23	4	13	71	32	0	47	2	3	.361	.476	.837	4	7	15
2014	Corpus Christi (TL)	.242	78	265	34	64	15	3	1	25	24	0	37	3	3	.332	.332	.664	2	2	13
2015	Corpus Christi (TL)	.318	22	85	12	27	7	0	0	5	8	0	6	0	0	.383	.400	.783	1	0	1
	Fresno (PCL)	.271	56	192	27	52	10	0	3	25	11	0	15	2	0	.312	.370	.682	4	1	1
2016	Fresno (PCL)	.259	73	239	27	62	9	2	3	14	26	0	44	1	2	.344	.351	.695	1	0	5
2017	Colorado Springs (PCL)	.281	65	199	24	56	19	0	2	20	20	0	34	2	0	.342	.407	.749	6	3	0
2018	Biloxi (SOUL)	.254	72	224	29	57	11	0	4	23	36	4	32	3	1	.361	.357	.718	4	5	4
	Colorado Springs (PCL)	.211	6	19	1	4	0	0	0	1	4	0	4	1	0	.348	.211	.559	0	0	0
2019	Reno (PCL)	.325	25	80	16	26	5	1	3	13	9	0	14	0	0	.407	.525	.932	0	0	2
	New Orleans (PCL)	.341	48	164	26	56	12	2	10	25	12	0	21	4	0	.397	.622	1.019	3	0	3
	MIAMI (NL)	.273	5	11	1	3	1	0	1	2	0	0	4	0	0	.273	.636	.909	1	0	0
2020	SAN FRANCISCO (NL)	.190	15	42	3	8	1	0	0	1	4	0	6	1	0	.292	.214	.506	2	0	2
2021	Memphis (AAAE)	.254	21	67	8	17	4	0	0	5	7	0	17	0	2	.325	.313	.638	0	2	1
	Lehigh Valley (AAAE)	.274	20	62	5	17	2	0	0	6	9	0	12	0	1	.366	.306	.672	3	0	0
2022	TORONTO (AL)	.267	10	15	2	4	2	0	0	1	0	0	4	0	0	.267	.400	.667	1	0	0
	PITTSBURGH (NL)	.211	52	142	14	30	6	0	0	8	8	0	13	1	0	.277	.254	.531	3	0	5
	2 Teams	.217	62	157	16	34	8	0	0	9	8	0	17	1	0	.276	.268	.544	4	0	5
	Buffalo (IL)	.125	2	8	0	1	0	0	0	0	0	0	4	0	0	.125	.125	.250	0	0	0
2023	PITTSBURGH (NL)	.111	3	9	1	1	0	0	0	0	1	0	1	1	0	.200	.111	.311	0	0	0
	TORONTO (AL)	.276	19	29	4	8	1	1	0	3	7	0	7	0	0	.432	.379	.811	0	1	0
	2 Teams	.237	22	38	5	9	1	1	0	3	8	0	8	1	0	.383	.316	.699	0	1	0
	Buffalo (IL)	.125	2	8	0	1	0	0	0	0	0	0	4	0	0	.125	.125	.250	0	0	0
2024	BOSTON (AL)	.000	2	2	0	0	0	0	0	0	0	0	1	0	0	.333	.000	.333	0	0	1
	TORONTO (AL)	.100	6	10	2	1	0	0	0	0	3	0	5	0	0	.308	.100	.408	0	0	0
	2 Teams	.083	8	12	2	1	0	0	0	0	3	0	6	0	0	.313	.083	.396	0	0	1
	Portland (EL)	.333	1	3	1	1	0	0	0	1	0	0	1	0	0	.333	.333	.666	0	0	0
	Worcester (IL)	.252	51	159	26	40	4	1	6	26	28	0	32	8	1	.379	.403	.782	4	2	6
Minor Totals		.278	741	2464	359	686	139	14	47	305	277	5	367	37	15	.362	.403	.765	38	25	61
MAJOR TOTALS		.212	112	260	27	55	11	1	1	15	23	0	41	3	0	.298	.273	.571	7	0	9

HOME RUN BREAKDOWN

		ONE GAME																	
Total	H	A	2	3	4	GS	LO	XN	IP	PH	RHP	LHP							
1	0	1	0	0	0	0	0	0	0	0	1	0							



TRANSACTIONS

- Selected by the Houston Astros in the 8th round of the 2012 First-Year Player Draft
- Traded to the Milwaukee Brewers in exchange for a Player To Be Named Later on March 26, 2017
- Signed by the Arizona Diamondbacks on November 12, 2018
- Traded to the Miami Marlins in exchange for cash considerations on June 3, 2019
- Signed by the San Francisco Giants on January 6, 2020
- Signed by the St. Louis Cardinals on November 13, 2020
- Signed by the Philadelphia Phillies on July 6, 2021
- Signed by the Toronto Blue Jays on March 13, 2022
- Claimed off waivers by the Pittsburgh Pirates on May 16, 2022
- On injured list (right groin strain) from August 4-16, 2022
- On injured list (concussion) from September 23-October 1, 2022
- Signed by the Pittsburgh Pirates on December 10, 2022
- Traded to the Toronto Blue Jays in exchange for INF Vinny Capra on April 30, 2023
- Claimed off waivers by the New York Mets on December 1, 2023
- Traded to the Boston Red Sox in exchange for cash considerations on February 2, 2024
- On injured list (right hamstring strain) from April 22-May 18, 2024
- Claimed off waivers by the Toronto Blue Jays on September 16, 2024

GAME HIGHS

ML Debut	Sept. 4, 2019 at PIT	Stolen Bases	1 – July 26, 2020 at LAD
Runs	2 – 2x, last: Sept. 14, 2022 at CIN	Last ML Home Run	Sept. 26, 2019 at NYM
Hits	3 – May 31, 2022 at LAD	Longest Hitting Streak	7G – 2x, last: Sept. 2-16, 2022
Home Runs	1 – Sept. 26, 2019 at NYM	Longest On-Base Streak	9G – Sept. 25, 2019-Aug. 1, 2020
RBI	2 – 2x, last: July 28, 2022 vs. PHI	Longest Hitless Streak	18AB – May 4-29, 2022

MILESTONES

Category	Date	Opponent	Pitcher	Notes
Hit	1 Sept. 25, 2019	at New York (NL)	deGrom	PH-double
Home Run	1 Sept. 26, 2019	at New York (NL)	Wheeler	2R
RBI	1 Sept. 26, 2019	at New York (NL)	Wheeler	2R-HR
Stolen Base	1 July 26, 2020	at Los Angeles (NL)	Urias	2nd base
			C-Smith	

PROFESSIONAL CAREER:

MINORS:

- Named an Organizational All-Star for Houston in 2012 after hitting .358 (69-for-193) with 14 doubles in 55 games for Class-A (short) Tri-City...His .358 batting average led the league...Was named a NYP Mid-Season All-Star for Tri-City.
- In 2015, won the PCL championship with the Fresno Grizzlies.
- During spring training in 2017, was traded by the Astros to Milwaukee for a player to be named later or cash considerations.
- Spent the majority of the 2018 season with Double-A Biloxi and hit .254 with 11 doubles, four home runs, and 23 RBI in 72 games...Also played in six games with Triple-A Colorado Springs.

2019:

- Started the season with Triple-A Reno and hit .325 (26-for-80) with 13 RBI in 25 games before being traded to the Miami Marlins on June 4.
- Appeared in 48 games for Triple-A New Orleans, batting .341 (56-for-164) with 10 home runs and 25 RBI.
- Had his contract purchased by Miami on Sept. 3 and made his **MLB debut** on Sept. 4 as a pinch-hitter, going 0-for-1.
- Recorded his 1st career hit on Sept. 25 at NYM (double) and recorded his 1st career home run the next day off Mets righty **Zack Wheeler**.
- Named a MiLB.com organizational All-Star for Miami.

2020:

- Was the Giants starting catcher on Opening Day at LAD, the first catcher other than **Buster Posey** since **Bengie Molina** in 2010.
- Went 2-for-3 on Opening Day, becoming the 1st Giants starting catcher with a multi-hit game on Opening Day in franchise history.
- Charged with three catchers interference calls, the 2nd most by a Giants catcher in the Expansion Era (since 1961), trailing only **Tom Haller** (four in 1965).
- Made his Major League pitching debut on Aug. 16 in the 9th inning vs. OAK, tossing a scoreless inning...Caught the first 8.0 innings, then pitched the 9th, becoming the 2nd Giants player since 1900 to catch and pitch in the same game, joining **Frank Bowerman** on Sept. 23, 1904.
- Hit safely in his first four games, becoming the first Giants catcher to hit safely in his first four games since **Buster Posey** did in his first six games of the 2011 season...Teammate and rookie catcher **Joey Bart** would hit safely in his first four games later in the 2020 season.
- Played against his brother, Scott, an outfielder with the Texas Rangers, on Aug. 1 at SF...Both brothers recorded a hit and scored a run in the game.

2021:

- Split the season between a pair of Triple-A squads, Memphis and Lehigh Valley...Combined to hit .264 with six doubles, 11 RBI, and 16 walks over 41 games (.345 OBP).
- Saw an average of 3.97 pitchers per plate appearance, the 2nd-highest mark of his career (4.04 in 2017).
- Threw out nine of 38 attempted base stealers (23.7%) over 30 starts behind the plate.



2022:

- Hit a combined .217 (34-for-157) with eight doubles and nine RBI in 62 games between Toronto and Pittsburgh.
- Began the season with Triple-A Buffalo before having his contract selected by Toronto on April 11.
- Played in 10 games with Toronto before being optioned back to Buffalo on May 14.
- Claimed off waivers by Pittsburgh on May 16.
- Recorded a career-high three hits on May 31 at LAD
- Placed on the paternity list on July 5.
- Placed on the 10-day injured list from Aug. 4-16 with a right groin strain.
- Hit safely in seven straight games from Sept. 2-16, going 8-for-20 (.400)
- Placed on the concussion injured list on Sept. 23 before being activated on Oct. 2.

2023:

- Split the season between the PIT and TOR organizations, playing in 22 MLB games and 42 Triple-A games.
- Opened the season with Indianapolis but played in only one game (1-for-1, 2 BB) before being selected to the Pirates roster on April 4.
- Played in three games with the Pirates before being optioned on April 14 and designated for assignment on April 26... Traded to TOR on April 30 (in exchange for SS Vinny Capra) and optioned to Buffalo.
- Recalled by TOR three times, including on Sept. 2 for the rest of the season...In the Jays' final game (Oct. 1 vs. TB), had three RBI and reached base three times (2-for-3, BB, 3B).
- Was named to TOR's Wild Card roster against MIN but did not play in a game.

Career-Highs - Statcast

	Speed/Distance	Date
Hardest Hit Ball:	103.6 MPH	June 1, 2023 vs. MIL
Farthest Hit Ball:	398 feet	Aug. 12, 2020 at HOU
Top Sprint Speed:	28.2 ft/s	June 13, 2022 at STL

SUSPENDED GAMES

The Blue Jays have played six suspended games in their history.

- 1) Aug. 28, 1980 vs. MIN (L 7-5 in 15 innings)...Game was suspended after 14 innings due to 5 pm Canadian National Exhibition curfew.
- 2) Sept. 17, 1980 at NYY (L 8-7 in 13 innings)...Game was completed the next day after the contest had been halted the night before with the Jays batting in the 10th inning.
- 3) May 3, 1996 at BOS (L 8-7)...Play was stopped at 1:06 am after 6 innings due to 1:00 am curfew... The game was completed the next day.
- 4) July 23, 2008 at BAL (W 5-1)...Contest was suspended in the 6th inning due to rain with the Jays leading by a score of 2-1...The game was continued the next day on July 24.
- 5) Aug. 15, 2020 vs. TB (L 2-3)...Game was delayed for 1:57 due to rain in the middle of the 4th with the scored tied at 1-1...The contest resumed the next afternoon as the start of a doubleheader.
- 6) June 26, 2024 at BOS (W 4-1)...Game was delayed for 1:48 due to rain in the top of the 2nd with the scored tied at 0-0...The contest resumed on August 26 at BOS as the start of a doubleheader, with Danny Jansen becoming the first player in MLB history to play for both teams in the same game, having started the game on June 26 with Toronto, before being dealt to Boston at the trade deadline.





HOFFMAN

JEFF

23
PITCHER

BIRTHDATE January 8, 1993
OPENING DAY AGE 32
BIRTHPLACE Latham, NY
RESIDENCE Lake Mary, FL
INSTAGRAM @jeffhoffman23

BATS/THROWS R/R
HEIGHT/WEIGHT 6-5/235
CONTRACT STATUS signed thru 2027
M.L. SERVICE 6.084
OPTIONS USED 3 of 3

PERSONAL:

- Jeffrey Robert Hoffman.
- Married to Marissa...Father to Tytan, Houstyn, Jetsyn, and Lennyn.
- Graduate of Shaker High School (NY), where he lettered in baseball and basketball...Had his number retired by the school in 2017.
- Attended East Carolina University (NC), where he majored in sports management and was named to the ECU Director of Athletics Honor Roll in 2012 and to the All-Conference USA second team in 2013.
- Was selected ninth overall by the Blue Jays in the 2014 First-Year Player Draft before being traded to the Rockies in a deal for **SS Troy Tulowitzki** and **RHP LaTroy Hawkins** the following summer.
- Hobbies include golfing and playing video games.

LAST SEASON:

- Spent his second season in a Phillies uniform...Named an All-Star for the first time in his career.
- Named an NL All-Star via the player ballot...Was one of a club-record eight Phillies selected & one of five pitchers, also a club record...Finished the 8th inning of the All-Star Game on July 16 at Globe Life Field and retired his only batter faced (**Wili Castro**) on four pitches (0.1 IP).
- No runs allowed in 57 of a career-high 68 appearances (83.8%).
- Recorded a career-high 10 saves in 13 opportunities, included successful conversions of each of his final eight opportunities since May 17.
- Set career bests in BB rate (6.0; 16 BB, 265 BF) and SO/BB ratio (5.56; 16 BB, 89 SO).
- NL relief rankings: 5th in SO/BB ratio (5.56), 6th in SO (89), 8th in SO rate (33.6%) and T-9th in holds (21).
- Posted career bests in his 2024 Statcast percentile rankings: 97th in chase percentage (34.6) and 96th in both SO% (33.6) and whiff percentage (35.1).
- According to Statcast, posted a 44.7 whiff percentage on his slider.
- His 0.95 ERA in home games (includes June 9 in London) was the 2nd lowest in MLB this season (min. 35.0 IP) behind **Emmanuel Clase** (0.64).
- Posted four separate scoreless streaks of 10.0+ IP (12.2 IP twice & 10.2 IP twice) and became first Phillies reliever to do so since 1995 (**Ricky Bottalico**).
- Made the 200th appearance of his ML career on April 27 at SD.
- Allowed his first home run of the year May 22 vs TEX, was his first allowed in span of 43 games (40.0 IP) dating to 2023 (previous: Aug. 8, 2023 vs. WSH).
- Became the second pitcher in MLB and one of nine overall to reach 10+ holds (21) and 10+ saves when he recorded his 10th save on Aug. 29 vs. ATL.
- Finished the Phillies win on Sept. 20 at NYM to clinch a postseason berth for the club.
- Made three appearances in the NLDS against the Mets (1.1 IP); earned the win in NLDS Game 2 on Oct. 6 vs. NYM.

Bold – career high; Red – league high

Year	Club & League	W-L	ERA	G	GS	CG	SHO	SV	IP	H	R	ER	HR	HB	BB	IBB	SO	WP	BK	AVG
2015	Dunedin (FL)	3-3	3.21	11	11	0	0	0	56.0	59	20	20	4	3	15	0	38	6	0	.284
	New Hampshire (EL)	0-0	1.54	2	2	0	0	0	11.2	9	2	2	0	0	2	0	8	0	0	.214
	New Britain (EL)	2-2	3.22	7	7	0	0	0	36.1	27	14	13	3	2	10	1	29	1	0	.209
2016	COLORADO (NL)	0-4	4.88	8	6	0	0	0	31.1	37	29	17	7	0	17	1	22	4	0	.287
	Albuquerque (PCL)	6-9	4.02	22	22	0	0	0	118.2	117	60	53	11	7	44	0	124	5	0	.261
2017	COLORADO (NL)	6-5	5.89	23	16	0	0	0	99.1	106	66	65	15	4	40	1	82	2	0	.273
	Albuquerque (PCL)	3-3	4.71	10	10	0	0	0	49.2	44	31	26	3	5	19	0	47	8	0	.233
2018	COLORADO (NL)	0-0	9.35	6	1	0	0	0	8.2	15	9	9	0	0	7	1	5	1	0	.405
	Lancaster (CALL)	0-0	6.00	1	1	0	0	0	3.0	5	2	2	0	1	0	0	2	0	0	.385
	Albuquerque (PCL)	6-8	4.94	21	21	0	0	0	105.2	105	60	58	9	3	47	0	102	3	1	.267
2019	COLORADO (NL)	2-6	6.56	15	15	0	0	0	70.0	77	51	51	21	4	34	3	68	2	0	.283
	Albuquerque (PCL)	6-8	7.70	17	16	0	0	0	85.1	105	73	73	19	9	30	0	98	5	2	.299
2020	COLORADO (NL)	2-1	9.28	16	0	0	0	1	21.1	32	23	22	3	2	9	1	20	4	0	.352
2021	CINCINNATI (NL)	3-5	4.56	31	11	0	0	0	73.0	70	41	37	12	5	45	2	79	9	0	.248
	Dayton (HAC)	0-1	12.00	1	1	0	0	0	3.0	5	4	4	3	0	1	0	5	0	0	.357
	Louisville (AAAE)	0-0	1.76	4	4	0	0	0	15.1	11	4	3	2	0	4	0	20	1	0	.196
2022	CINCINNATI (NL)	2-0	3.83	35	1	0	0	0	44.2	40	22	19	5	3	23	1	45	3	0	.235
2023	PHILADELPHIA (NL)	5-2	2.41	54	0	0	0	1	52.1	29	16	14	3	2	19	1	69	4	0	.158
	Lehigh Valley (IL)	0-2	7.00	9	0	0	0	0	9.0	5	8	7	1	0	7	0	16	0	0	.161
2024	PHILADELPHIA (NL)	3-3	2.17	68	0	0	0	10	66.1	48	20	16	6	3	16	1	89	5	0	.197
Minor Totals		26-36	4.76	105	95	0	0	0	493.2	492	278	261	55	30	179	1	489	29	3	.262
MAJOR TOTALS		23-26	4.82	256	50	0	0	12	467.0	454	277	250	72	23	210	12	479	34	0	.253



WILD CARD RECORD

Year	Club and Opp.	W-L	ERA	G	GS	CG	ShO	SV	IP	H	R	ER	HR	HB	BB	IBB	SO	WP	BK	AVG
2023	PHI vs. MIA	0-0	0.00	1	0	0	0	0	0.1	0	0	0	0	0	0	0	0	0	0	.000

DIVISION SERIES RECORD

Year	Club and Opp.	W-L	ERA	G	GS	CG	ShO	SV	IP	H	R	ER	HR	HB	BB	IBB	SO	WP	BK	AVG
2023	PHI vs. ATL	1-1	27.00	2	0	0	0	0	0.2	1	2	2	1	1	1	0	1	0	0	.333
2024	PHI vs. NYM	1-2	40.50	3	0	0	0	0	1.1	3	6	6	0	1	2	0	1	2	0	.429
TOTALS		2-3	36.00	5	0	0	0	0	2.0	4	8	8	1	2	3	0	2	2	0	.400

CHAMPIONSHIP SERIES RECORD

Year	Club and Opp.	W-L	ERA	G	GS	CG	ShO	SV	IP	H	R	ER	HR	HB	BB	IBB	SO	WP	BK	AVG
2023	PHI vs. ARI	0-0	0.00	5	0	0	0	0	6.0	4	0	0	0	0	0	0	8	0	0	.190

TRANSACTIONS

- Selected by the Toronto Blue Jays in the 1st round of the 2014 First-Year Player Draft
- Traded to the Colorado Rockies along with INF Jose Reyes, RHP Miguel Castro, and RHP Jesus Tinoco in exchange for SS Troy Tulowitzki and RHP LaTroy Hawkins on July 27, 2015
- On injured list (right shoulder inflammation) from March 26-April 27, 2018
- Traded to the Cincinnati Reds along with RHP Case Williams in exchange for RHP Robert Stephenson and OF Jameson Hannah on November 25, 2020
- On injured list (right shoulder soreness) from May 27-July 20, 2021
- On COVID-related injured list from June 24-28, 2022
- On injured list (right forearm tightness) from July 24, 2022 for the remainder of the season
- Signed by the Minnesota Twins on February 27, 2023
- Signed by the Philadelphia Phillies on March 31, 2023
- Signed by the Toronto Blue Jays on January 10, 2025

GAME HIGHS

ML Debut	Aug. 20, 2016 vs. CHC	ER Allowed	9 – June 21, 2017 vs. ARI
Innings Pitched:		HR Allowed	4 – 2x, last: Aug. 7, 2018 vs. BOS
Starter	7.0 – 5x, last: Aug. 6, 2017	Low Hit CG	None
Reliever	3.0 – Aug. 8, 2020 at SEA	Last Win	June 18, 2024 vs. SD
Walks:		Last Save	Aug. 29, 2024 vs. ATL
Starter	6 – Sept. 13, 2019	Last CG	None
Reliever	4 – Oct. 1, 2017 vs. LAD	Last ShO	None
Strikeouts:		Last Start	July 7, 2022 vs. PIT
Starter	9 – June 4, 2017	Last Relief App.	Sept. 28, 2024 at WAS
Reliever	4 – 4x, last: May 15, 2023 at SF	Longest Win Streak	5G – Sept. 9, 2023-June 18, 2024
Hits Allowed	9 – 2x, last: Sept. 1, 2019 vs. PIT	Longest Losing Streak	5G – 2x, last: June 4-Sept 7, 2019
		Scoreless Innings Streak	12.2 – 2x, last: Aug 21-Sept. 25, 2024

MILESTONES

Category	Date	Opponent	Notes
Start	1 Aug. 20, 2016	Chicago (NL)	L - 4.0 IP, 7H, 7R, 6ER, 1HR, 1BB, 2K
Win	1 May 11, 2017	Los Angeles (NL)	as a starter - 5.1 IP, 6H, 3ER, 1HR, 2BB, 8K
Save	1 Aug. 26, 2020	at Arizona	0.1 IP, 1BB, 1K

PROFESSIONAL CAREER:**MINORS:**

- Spent the 2014 season recovering from Tommy John surgery to repair the torn ulnar collateral ligament in his right elbow; procedure was performed prior to the 2014 MLB Draft.
- Made his professional debut in 2015 with Single-A Dunedin in TOR's organization and also pitched for Double-A New Hampshire...Traded to COL as part of a six-player deal that included **SS Troy Tulowitzki** going the other way on July 27 and was assigned to Double-A New Britain.

2016:

- Made his Major League debut with COL in a start on Aug. 20 vs CHI; recorded his first big league strikeout in the 2nd inning (**Jorge Soler**).
- Overall, appeared in eight games (six starts) for COL...Spent the majority of the season with Triple-A Albuquerque, where his 124 strikeouts and 9.40 SO/9.0 IP (118.2 IP) ranked 2nd in the Pacific Coast League at the time of his promotion to COL.
- Participated in the SiriusXM All-Star Futures Game at Petco Park, tossing 1.0 scoreless inning for the U.S. Team.

2017:

- Began the season with Albuquerque...Appeared in 23 games (16 starts) for COL over five stints with the club.
- Earned his first MLB win on May 11 vs LAD (5.1 IP, 6H, 3ER, HR, 2BB, 8K).
- His outing on May 11 began a then-career-best four-game winning streak in which he posted a 2.10 ERA (6 ER, 25.2 IP) with three walks and 32 strikeouts.
- Worked a career-high 7.0 innings on five occasions; was 3-0, 2.57 ERA (10 ER, 35.0 IP) when doing so.

2018:

- Began the season on the 10-day IL with right shoulder inflammation, which included a rehab assignment to Single-A Lancaster.
- After being reinstated on April 28, was sent to Albuquerque, where he made 21 starts.
- Recalled by COL on June 8 and appeared in six games (one start).



2019:

- Shuttled between COL and Albuquerque all season.
- Made 15 starts for COL over his five stints with the club.
- Appeared as a pinch-runner and scored the game-winning run in the walk-off victory on May 26 vs. BAL.
- Appeared in 17 games (16 starts) for Albuquerque and led the staff with 98 strikeouts.
- Also set an Albuquerque franchise record in career strikeouts (371) and tied the record for starts (69).

2020:

- Appeared exclusively in relief for COL (16 games).
- Earned the win and was one of four Rockies pitchers to achieve the fifth one-hitter in club history on Aug. 8 at SEA.
- Picked up his first career save on Aug. 26 at ARI (0.1 IP).

2021:

- Began the year in CIN's starting rotation and earned the win in his season debut, April 4 vs. STL (5.0 IP, 1 ER).
- Was on the 10-day IL with right shoulder soreness from May 27-July 20.
- Made four rehab appearances with Triple-A Louisville and one with Single-A Dayton before returning to CIN and working in relief.
- Had an 18.5% strikeout rate in 11 starts (39 SO/211 BF) compared to a 32.3% strikeout rate in 20 relief appearances (40 SO/124 BF).

2022:

- Made CIN's Opening Day roster in his second year in the organization.
- Posted a 0.86 ERA (2 ER, 21.0 IP) with eight BB and 24 SO over a 15-game span from April 12-May 26.
- Made one start on July 7 vs PIT (2) (ND, 1.2 IP).
- Was placed on the IL with right forearm tightness on July 24 and missed the remainder of the season...Was transferred to the 60-day IL on Sept. 1.
- Led CIN relievers in IP (43.0) at the time of his IL placement.

2023:

- Began season in the MIN organization and was a non-roster invitee to their Major League spring training.
- Released by MIN on March 28 and was signed by the Phillies as a minor league free agent on March 31 and assigned to Triple-A Lehigh Valley.
- Made nine appearances for the IronPigs before being selected to the active Major League roster on May 4.
- Among NL relievers, ranked 3rd in opponent AVG (.158), opponent OPS (.501), & WHIP (0.92), 4th in FIP (2.57), 7th in SO rate (33.2%), and 9th in ERA (2.41).
- Made a then-career-high 54 appearances.
- Per Statcast, ranked in the 99th percentile in xERA (2.52), 97th in SO rate (33.2%) & xBA (.188), and 95th in whiff rate (34.6) & chase rate (34.0).
- 43 of his 54 appearances for the Phillies were scoreless (80%).
- According to Statcast, threw 416 sliders and limited opponents to a .074 AVG and .123 SLG against it with a 44.6% whiff rate.
- Posted a 1.35 ERA (3 ER, 20.0 IP) with a 0.65 WHIP (8 H, 5 BB) and 26 SO over his final 23 appearances of the year (beginning on Aug. 11).
- Held opponents to a .131 AVG (8-61) with RISP which included a .069 mark (2-29) from Aug. 2 through the end of the season.
- Had a team-leading 35 inherited runners (T-10th most in the NL) and stranded 24 of them.
- Credited with the win when the Phillies clinched a postseason berth on Sept. 26 vs PIT; worked a scoreless 10th inning with a walk and a strikeout.
- Made his postseason debut in NLWCS Game 1 vs. MIA (0.1 IP).
- Earned his first postseason win in the Phillies NLDS Game 1 victory on Oct. 7 at ATL.
- Posted a 2.57 ERA (2 ER, 7.0 IP) in eight postseason appearances, seven of which were scoreless.

Statcast Data

	2024	Career
Strikeout %:	33.6	23.3
Walk %:	6.0	10.2
Hard Hit %:	42.0	38.7
Fastest Pitch:	99.5 MPH	July 16, 2023 vs. SD





NON-ROSTER

JENNINGS RYAN

76
PITCHER

BIRTHDATE June 23, 1999
OPENING DAY AGE 25
BIRTHPLACE San Antonio, TX
RESIDENCE San Antonio, TX
INSTAGRAM @ryan3jennings

BATS/THROWS R/R
HEIGHT/WEIGHT 6-1/225
CONTRACT STATUS signed thru 2025
M.L. SERVICE 0.000
OPTIONS USED 0 of 3

PERSONAL:

- Ryan Trey Jennings.
- Graduated from Smithson Valley High School in Spring Branch, TX.
- Spent two seasons at Wharton County Junior College, going 11-7 over 27 combined appearances (seven starts) with a 3.99 ERA (63 ER/142.0 IP), 67 walks, and 147 strikeouts.
- Transferred to Louisiana Tech University in 2021, appearing in 38 games (30 starts) across two seasons, finishing with a combined record of 10-5 with a 4.02 ERA (78 ER/174.2IP), 63 walks, and 168 strikeouts.
- Currently listed as the Blue Jays 22nd-ranked prospect entering the 2025 season, according to MLB.com.

LAST SEASON:

- Began the season at High-A Vancouver before earning a midseason promotion to Double-A New Hampshire...Combined to appear in 21 games (12 starts) while posting a 1.93 ERA (13 ER/60.2 IP), a 1.14 WHIP, and an OPP AVG of .204 with 23 walks and 68 strikeouts.
- Surrendered just a single earned run over 10 outings (one start) with the Fisher Cats (0.90 ERA).
- Suited up for nine games for the Scottsdale Scorpions in the Arizona Fall League...Didn't allow a run over 10.0 frames of work with five hits, four walks, and 14 strikeouts.

Bold – career high; Red – league high

Year	Club & League	W-L	ERA	G	GS	CG	SHO	SV	IP	H	R	ER	HR	HB	BB	IBB	SO	WP	BK	AVG
2022	Dunedin (FL)	1-0	2.16	5	0	0	0	0	8.1	7	3	2	1	2	6	0	8	0	0	.241
2023	Dunedin (FL)	2-3	4.36	9	7	1	0	0	33.0	27	17	16	2	3	14	0	44	3	0	.221
	Vancouver (NORW)	0-1	2.70	3	3	0	0	0	10.0	9	3	3	1	0	3	0	11	0	0	.250
2024	Vancouver (NORW)	0-3	2.13	11	11	0	0	0	50.2	41	18	12	3	3	19	0	56	7	1	.218
	New Hampshire (EL)	0-2	0.90	10	1	0	0	2	10.0	5	3	1	0	3	4	0	12	1	0	.135
Minor Totals		3-9	2.73	38	22	1	0	2	112.0	89	44	34	7	11	46	0	131	11	1	.216

TRANSACTIONS

- Selected by the Toronto Blue Jays in the 4th round of the 2022 First-Year Player Draft.

PROFESSIONAL CAREER:

MINORS:

- In 2022, made his professional debut at Low-A Dunedin...Appeared in five games, going 1-0 with a 2.16 ERA (2 ER/8.1 IP).
- Started the 2023 campaign at Low-A Dunedin, appearing in nine games (seven starts) compiling a record of 2-3 with a 4.36 ERA (16 ER/33.0 IP), 14 walks, and 44 strikeouts.
- Promoted to High-A Vancouver to end the year, making a trio of starts while finishing with a record of 0-1 and a 2.70 ERA (3 ER/10.0 IP), three walks, and 11 strikeouts.

HOW LONG DID IT TAKE

LONGEST OFFICIAL GAME

HOME 6:37-Aug. 10, 2014 vs. Detroit (19 inn.)
ROAD 6:00-Sept. 5, 2017 at Boston (19 inn.)

SHORTEST OFFICIAL GAME

1:04-Sept. 15, 1977 vs. Baltimore (forfeit, 4.5 inn.)

LONGEST NINE-INNING GAME

HOME 4:15-April 11, 1988 vs. New York
ROAD 4:23-Sept. 6, 2020 at Boston

SHORTEST NINE-INNING GAME

ROAD 1:39-June 16/77 vs. Detroit
HOME 1:33-Sept. 28/82 (GM1) vs. Minnesota





JIMÉNEZ LEO

49
INFIELDER

BIRTHDATE May 17, 2001
OPENING DAY AGE 23
BIRTHPLACE Chitre, Panama
RESIDENCE Las Tablas, Panama
INSTAGRAM @joy17jimenez

BATS/THROWS R/R
HEIGHT/WEIGHT 5-11/210
CONTRACT STATUS signed thru 2025
M.L. SERVICE 0.090
OPTIONS USED 3 of 4

PERSONAL:

- Leonardo Joel Jiménez.
- Signed with the Blue Jays as an international free agent on July 2, 2017.
- His favourite player growing up was Hall of Fame shortstop **Derek Jeter**.
- Is one of five players in Toronto history born in Panama alongside **Juan Berenguer**, **Davis Romero**, **Julio Mosquera**, and **Paolo Espino**.
- Ranked by Baseball America as Toronto's No. 16 prospect in 2021, its 10th-best prospect entering the 2022 season, and its 7th-best prospect entering the 2024 season...Listed as the 5th-highest ranked prospect entering the 2024 season, according to MLB.com.

LAST SEASON:

- Between the Majors and Triple-A, hit .250 (90-for-360) over 120 contests with 19 doubles, 11 homers, 58 runs scored, 42 RBI, a 9.6% walk rate, a 21.3% strikeout rate, a .374 OBP, a .345 wOBA, a .768 OPS, and a 21.9% barrel rate.
- Became the 5th Panama-born player to suit up for the Blue Jays (Juan Berenguer, Julio Mosquera, Davis Romero, & Paolo Espino).
- In 57 games played with Buffalo in 2024, hit .271 (49-for-181) with 8-2B, 7HR, 23RBI, 30BB, a .416 OBP, an .847 OPS, and a 129 wRC+.
- Against left-handed pitching, batted .288 (15-for-52) with five doubles, a homer, five RBI, a .377 OBP, and an .819 OPS.
- Was hit by a pitch 16 times on the year, trailing only **Reed Johnson** (20 in 2003) for the most in a single season by a Blue Jays rookie.
- Recalled to the Major League roster on July 2...Made MLB debut on July 4 vs. HOU (before appearing in a suspended game on June 26 at BOS)...Made his MLB debut on July 4 vs. HOU, playing shortstop while going 0-for-1 with a walk.
- On July 7 at SEA, recorded his **first MLB hit** with a single off **George Kirby** in the 2nd inning...Later singled again in the 7th, his first career multi-hit game.
- Recorded **three doubles** on Aug. 7 vs. BAL, becoming the fifth rookie in franchise history to double three times in a game and first since **Rowdy Tellez** (Sept. 6, 2018 vs. CLE).
- Notched his **1st career MLB home run** on Aug. 12 at LAA with a two-run shot in the 3rd inning, the first Panamanian-born player to homer for the Blue Jays.
- On Aug. 16 at CHC, crushed his **second home run of the year**, a solo shot to center field in the 5th...Travelled 424 feet, his longest tracked professional home run.
- Drove in a career-high three runs on Aug. 31 at MIN (2-for-4, 3RBI, BB, K).
- On Sept. 24 vs. BOS, recorded his **first career base hit and RBI as pinch-hitter**, with an RBI double in the 9th inning.
- Over his last 37 games of the season with a plate appearance, batted .250 (27-for-108) with eight doubles, four homers, 16 RBI, 12 HBP, a .362 OBP, and an .797 OPS.

Bold – career high; Red – league high

Year	Club and League	AVG	G	AB	R	H	2B	3B	HR	RBI	BB	IBB	SO	SB	CS	OBP	SLG	OPS	SH	SF	HBP
2018	GCL Blue Jays (GCL)	.250	37	132	13	33	8	2	0	19	16	0	17	0	0	.333	.341	.674	0	1	1
2019	Bluefield (APP)	.298	56	215	34	64	13	2	0	22	21	0	42	2	1	.377	.377	.754	1	1	7
	Lansing (MID)	.167	2	6	0	1	0	0	0	0	0	0	2	0	0	.167	.167	.334	0	0	0
2021	Blue Jays (FCL)	.385	5	13	6	5	2	0	0	2	3	0	1	1	0	.600	.538	1.138	0	0	4
	Dunedin (A)	.315	54	168	35	53	8	0	1	19	51	0	35	4	1	.517	.381	.898	0	2	21
2022	Vancouver (NORW)	.230	69	244	45	56	14	3	6	40	27	0	58	7	3	.340	.385	.725	0	6	17
2023	New Hampshire (EL)	.287	76	289	54	83	15	2	8	44	32	0	53	8	2	.372	.436	.808	0	3	9
	Buffalo (IL)	.190	18	63	8	12	3	0	0	3	9	0	15	0	0	.338	.238	.576	0	0	5
2024	TORONTO (AL)	.229	63	179	18	41	11	0	4	19	12	0	59	0	0	.329	.358	.687	0	3	16
	Buffalo (IL)	.271	57	181	40	49	8	0	7	23	30	0	34	3	1	.416	.431	.847	0	0	15
Minor Totals		.272	374	1311	235	356	71	9	22	172	189	0	257	25	8	.392	.390	.782	1	13	79
MAJOR TOTALS		.229	63	179	18	41	11	0	4	19	12	0	59	0	0	.329	.358	.687	0	3	16

HOME RUN BREAKDOWN

		ONE GAME														
Total	H	A	2	3	4	GS	LO	XN	IP	PH	RHP	LHP				
4	2	2	0	0	0	0	0	1	0	0	3	1				

TRANSACTIONS

- Signed by the Toronto Blue Jays on July 2, 2017



GAME HIGHS

ML Debut	June 26, 2024 at BOS	Stolen Bases	1 – 20x, last: June 1, 2024 vs. PIT
Runs	1 – 18x, last: Sept. 27, 2024 vs. MIA	Last ML Home Run	Sept. 3, 2024 vs. PHI
Hits	3 – Aug. 7, 2024 vs. BAL	Longest Hitting Streak	5G – July 10-14, 2024
Home Runs	1 – 4x, last: Sept. 3, 2024 vs. PHI	Longest On-Base Streak	8G – July 4-14, 2024
RBI	3 – Aug. 31, 2024 at MIN	Longest Hitless Streak	15AB – Sept. 15-21, 2024

MILESTONES

Category	Date	Opponent	Pitcher	Notes
Hit	1 July 7, 2024	at Seattle	Kirby	Single
Home Run	1 Aug. 12, 2024	at Los Angeles (AL)	Daniel	2R
RBI	1 July 11, 2024	at San Francisco	Hicks	Single

PROFESSIONAL CAREER:

MINORS:

- Started his pro career in 2018 with Toronto's GCL squad.
- Batted .250 across 37 games while recording 10 extra-base hits and 19 RBI while splitting time almost evenly between second base and shortstop.
- Began his 2019 campaign with Rookie-level Bluefield where he hit .298 with a .754 OPS.
- Promoted to Class-A Lansing for a pair of games at the end of the season and picked up one hit in six at-bats.
- Combined for 40 games at shortstop, 17 games at second base and one contest at third over the course of 2019.
- Spent the 2020 shutdown working out at a facility near his home in Panama.
- Made his way to Dunedin, FL, at the end of the summer to take part in the Fall Development League.
- In 2021, appeared in eight Spring Training games, going 3-for-6 (.500) with two runs, a double, and a strikeout.
- Played five games for FCL Blue Jays before spending the rest of the year with Single-A Dunedin...Combined to play 59 games, batting .320 with 10 doubles, a home run, 21 RBI, and a 54BB/36K ratio (.523 OBP, 1.138 OPS)...Was hit by a pitch 21 times in 54 games with Dunedin, the 5th most among all Minor League baseball players.
- Played 15 games for the Mesa Solar Sox in the 2021 Arizona Fall League, batting .237 (9-for-38) with four extra-base hits, four RBI, eight walks and eight strikeouts.
- Added to Toronto's 40-man roster at the end of 2021 to protect him from the Rule 5 Draft.
- Spent the 2022 campaign with High-A Vancouver...Batted .230 (56-for-244) over 69 games with career-highs in doubles (14), triples (3), home runs (6), RBI (40), and stolen bases (7).
- On July 16 vs. HIL, notched multiple triples in a single game for the 1st time in his professional career...Finished the game 3-for-4 with two triples, a home run, and two RBI while scoring four times.
- Made his third straight trip to MLB Spring Training in 2023, going 4-for-17 (.235) with a double in 12 games...Combined for seven games played at shortstop and five games played at second base.
- Split the 2023 season between Double-A New Hampshire and Triple-A Buffalo...Named an Eastern League All-Star, after batting .270 (95-for-352) and setting career highs in games played (94), at-bats (352), runs scored (62), hits (95), doubles (18), home runs (8), RBI (47), and stolen bases (8) with a .366 OBP and a .767 OPS.
- Made 59 starts (62 games) at shortstop logging 510.0 innings, also playing 25 games at second base, and made eight appearances as the designated hitter.

Career-Highs - Statcast

	Speed/Distance	Date
Hardest Hit Ball:	107.0 MPH	Aug. 21, 2024 vs. CIN
Farthest Hit Ball:	424 feet	Aug. 16, 2024 at CHC
Top Sprint Speed:	29.8 ft/s	Sept. 13, 2024 vs. STL



NON-ROSTER

JUENGER HAYDEN

77
PITCHER

BIRTHDATE August 9, 2000
 OPENING DAY AGE 24
 BIRTHPLACE O'Fallon, IL
 RESIDENCE O'Fallon, IL
 INSTAGRAM @hayden_juenger

BATS/THROWS R/R
 HEIGHT/WEIGHT 6-1/195
 CONTRACT STATUS signed thru 2025
 M.L. SERVICE 0.000
 OPTIONS USED 0 of 3

PERSONAL:

- Hayden Michael Juenger...Pronounced "YING-er".
- Spent three seasons at Missouri State University from 2019-2021...Appeared in a combined 50 games (three starts), going 5-7 with a 4.14 ERA (40 ER/87.0 IP).
- Ranked as the Blue Jays' 7th-highest prospect entering the 2023 season and the 21st-highest prospect when the season concluded, according to MLB.com...Listed as the organization's 8th-best prospect by Baseball America entering the 2023 season and the 28th highest-ranked prospect entering the 2024 season.
- Baseball role model growing up was **Adam Wainwright**.
- Enjoys hunting, fishing, and playing sports and video games in his spare time.

LAST SEASON:

- Spent his second full season at Triple-A Buffalo, appearing in a career-high-tying 54 games while going 3-4 with a 4.19 ERA (32 ER/68.2 IP), 26 walks, and 64 strikeouts.
- After the first month of the season - from May 3 to Sept. 21 - posted a 3.74 ERA (23 ER/55.1 IP) over 44 games with 19 walks and 48 strikeouts...Went ER-free in 28 of those 44 outings.
- Was named the Bisons' Fremo Vallone Community Service Award winner for 2024 for his efforts in supporting the Bisons' community initiatives.

Bold – career high; Red – league high

Year	Club & League	W-L	ERA	G	GS	CG	SHO	SV	IP	H	R	ER	HR	HB	BB	IBB	SO	WP	BK	AVG
2021	Vancouver (HAW)	2-0	2.70	11	0	0	0	0	20.0	11	6	6	0	1	4	0	34	2	0	.162
2022	New Hampshire (EL)	0-5	4.02	20	17	0	0	0	56.0	40	25	25	12	2	21	0	67	3	0	.196
	Buffalo (IL)	3-2	3.31	18	2	0	0	2	32.2	23	12	12	6	0	16	0	33	1	0	.195
2023	Buffalo (IL)	5-2	6.33	54	5	0	0	2	75.1	86	54	53	11	6	39	0	92	2	0	.285
2024	Buffalo (IL)	3-4	4.19	54	0	0	0	2	68.2	67	35	32	6	5	26	0	64	1	0	.259
Minor Totals		13-13	4.56	157	24	0	0	6	252.2	227	132	128	35	14	106	0	290	9	0	.239

TRANSACTIONS

- Selected by the Toronto Blue Jays in the 6th round of the 2021 First-Year Player Draft

PROFESSIONAL CAREER:

MINORS:

- Spent his first professional season in 2021 with High-A Vancouver...Appeared in 11 games for the Canadians, going 2-0 with a 2.70 ERA (6 ER/20.0 IP) and a 0.75 WHIP while holding opponents to a .162 batting average...Of the 74 batters faced, struck out 34 while issuing just four walks.
- Played his first full professional season in 2022, beginning the year at Double-A New Hampshire before earning a midseason call up to Triple-A Buffalo...Made 38 combined appearances (19 starts) between the two levels, pitching to a 3-7 record and a 3.76 ERA (37 ER/88.2 IP)...Struck out 100 batters on the year, posting a 10.15 strikeout-per-nine rate.
- Made his first career trip to MLB Spring Training, allowing three runs, four hits, and a pair of walks across 2.1 innings in four total appearances.
- Spent the entirety of the 2023 season at Triple-A Buffalo, making 54 appearances (five starts) going 5-2 with a 6.33 ERA (53 ER/75.1 IP), 39 walks, 92 strikeouts, and a pair of saves...Posted a 10.99 strikeout-per-nine rate and a 26.4% strikeout percentage.

TORONTO, YOUNGEST PITCHERS MLB DEBUT - ALL-TIME

PLAYER	DATE	OPPONENT	AGE
Elvis Luciano	03/31/2019	vs. DET	19 years, 44 days
Roberto Osuna	04/08/2015	at NYY	20 years, 60 days
Miguel Castro	04/06/2015	at NYY	20 years, 103 days
Victor Cruz	06/24/1978	at CLE	20 years, 182 days
Jeff Byrd	06/20/1977	vs. CLE	20 years, 221 days
Phil Huffman	04/10/1979	at CWS	20 years, 294 days





NON-ROSTER

KASEVICH

JOSH

73

INFILDER

BIRTHDATE January 17, 2001
 OPENING DAY AGE 24
 BIRTHPLACE Palo Alto, CA
 RESIDENCE Clearwater, FL
 INSTAGRAM @joshua.kasevich

BATS/THROWS R/R
 HEIGHT/WEIGHT 6-3/210
 CONTRACT STATUS signed thru 2025
 M.L. SERVICE 0.000
 OPTIONS USED 0 of 3

PERSONAL:

- Joshua Mark Kasevich...Pronounced KASS-uh-vitch.
- Got engaged to Makaela Bordieri in Feb. 2024.
- Spent three seasons at the University of Oregon from 2020-22, batting .303 over 130 combined games, notching 21 doubles, three triples, 11 home runs, and 96 RBI (.797 OPS)...In 2022, was named to the Second-Team ABCA/Rawlings All-West Region, the First-Team All-Pac-12 Conference, and the Pac-12 Conference All-Defensive Team.
- Selected by the Blue Jays in the 2nd round of the 2022 First-Year Player Draft, the first Oregon player ever drafted by Toronto.
- Currently listed as the Blue Jays 7th-ranked prospect entering the 2025 season, according to MLB.com.

LAST SEASON:

- Began the 2024 season at Double-A New Hampshire before earning a midseason promotion to Triple-A Buffalo...Combined to play 128 games, hitting .296 (154-for-520) with 28 doubles, six homers, and 64 RBI (.733 OPS).
- After his promotion to Buffalo, hit .325 with an .815 OPS over 41 games for the Bisons...Never had consecutive games without a hit at any given time at the Triple-A level.
- His .325 average in Buffalo ranked 13th among all International League hitters (min. 150 AB).

Bold – career high; Red – league high

Year	Club and League	AVG	G	AB	R	H	2B	3B	HR	RBI	BB	IBB	SO	SB	CS	OBP	SLG	OPS	SH	SF	HBP
2022	Dunedin (FL)	.262	25	107	18	28	8	0	0	7	11	0	9	0	2	.344	.336	.680	0	1	3
2023	Vancouver (NORW)	.284	94	334	46	95	15	0	4	50	38	0	41	11	2	.363	.365	.728	0	5	6
2024	New Hampshire (EL)	.284	87	363	51	103	20	0	3	41	26	1	42	10	1	.333	.364	.697	0	2	2
	Buffalo (IL)	.325	41	157	23	51	8	0	3	23	14	0	25	3	0	.382	.433	.815	0	1	1
Minor Totals		.288	247	961	138	277	51	0	10	121	89	1	117	24	5	.353	.373	.726	0	9	12

TRANSACTIONS

- Selected by the Toronto Blue Jays in the 2nd round of the 2022 First-Year Player Draft

PROFESSIONAL CAREER:

MINORS:

- Began his professional career in 2022 with Single-A Dunedin, appearing in 25 games while batting .262 (28-for-107) with eight doubles, seven RBI, 11 walks, and nine strikeouts.
- Spent the 2023 season with High-A Vancouver...Batted .284 (95-for-334) over 94 contests with 15 doubles, four homers, and 50 RBI (.728 OPS).

GRAND SLAMS HIT BY A TORONTO ROOKIE - ALL-TIME

Rick Bosetti	May 7, 1978 (Enrique Romo, Seattle Mariners)
Jesse Barfield	April 24, 1982 (Tom Burgmeier, Boston Red Sox)
Junior Felix	June 2, 1989 (Bob Stanley, Red Sox, INSIDE THE PARK)
Glenallen Hill	Sept. 1, 1989 (Mark Guthrie, Minnesota Twins)
Glenallen Hill	Aug. 14, 1990 (Adam Peterson, Chicago White Sox)
Gabe Gross	Sept. 5, 2004 (Justin Duchsherer, Oakland Athletics)
J.P. Arencibia	June 6, 2011 (Zach Britton, Baltimore Orioles)
Brett Lawrie	Aug. 8, 2011 (Craig Breslow, Oakland Athletics)
Devon Travis	May 3, 2015 (Trevor Bauer, Cleveland Indians)
Rowdy Tellez	April 23, 2019 (Tony Watson, San Francisco Giants)
Rowdy Tellez	June 12, 2019 (Miguel Castro, Baltimore Orioles)
Cavan Biggio	June 29, 2019 (Homer Bailey, Kansas City Royals)
Vladimir Guerrero Jr.	July 20, 2019 (Gregory Soto, Detroit Tigers)
Vladimir Guerrero Jr.	July 30, 2019 (Josh Staumont, Kansas City Royals)





KIRK ALEJANDRO

30
CATCHER

BIRTHDATE November 6, 1998
OPENING DAY AGE 26
BIRTHPLACE Tijuana, Mexico
RESIDENCE Tijuana, Mexico
INSTAGRAM @alexkirk5

BATS/THROWS R/R
HEIGHT/WEIGHT 5-8/240
CONTRACT STATUS signed thru 2025
M.L. SERVICE 4.047
OPTIONS USED 0 of 3

PERSONAL:

- Alejandro Kirk.
- Signed with the Blue Jays as an international free agent on September 24, 2016.
- His favourite player growing up was 11-time All-Star **Albert Pujols**.
- Ranked by Baseball America as the 70th overall prospect heading into the 2021 season (5th on Toronto).

LAST SEASON:

- Threw out a career-high 25 attempted basestealers (25-for-84), second most in MLB...Marks the most catcher caught stealing by a Blue Jay since **Russell Martin** threw out 25 runners in 2015...Ranked 4th in the Majors in catcher caught stealing above average (7).
- Made 22 non-routine defensive play, fourth most in MLB.
- Ranked 3rd in SLAA (114.72), 4th in SL+ (105.6), T-5th in catcher framing runs (9), and 7th in strike rate (49.8%).
- On April 28 vs. LAD, went 3-for-3 with a home run and hit the [hardest ball of his career](#) for a single (112.9 mph).
- Crushed his second jack of the year on June 10 at MIL, a solo shot in the 3rd...The ball came off the bat at 110.1 mph, tied for his [hardest-hit home run of his career](#).
- On Sept. 21 at TB, recorded the [first triple of his career](#) off **Garrett Cleavinger** in the 7th inning.
- Notched his [100th career extra-base hit](#) on Sept. 24 vs. BOS with a double to right field in the 6th inning.
- Went on a career-high 18-game hitting streak from Aug. 31-Sept. 27, the longest by a catcher in franchise history, batting .316 (24-for-76) with seven doubles, a triple, and 13 RBI...Finished the season on a 20-game on-base streak, the longest active streak in the AL.
- Over his final 48 games of the season, hit .288 (49-for-170) with 11 doubles, a triple, three home runs, 30 RBI, 16 walks, and a .767 OPS.

Bold - career high; Red - league high

Year	Club and League	AVG	G	AB	R	H	2B	3B	HR	RBI	BB	IBB	SO	SB	CS	OBP	SLG	OPS	SH	SF	HBP
2017	GCL Blue Jays (GCL)	.000	1	2	0	0	0	0	0	0	0	0	0	0	0	.333	.000	.333	0	0	1
2018	Bluefield (APP)	.354	58	206	31	73	10	1	10	57	33	3	21	2	0	.443	.558	1.001	0	3	2
2019	Lansing (MID)	.299	21	77	15	23	6	1	3	8	18	0	8	1	0	.427	.519	.946	0	1	0
	Dunedin (FSL)	.288	71	233	26	67	25	0	4	36	38	1	31	2	0	.395	.446	.841	0	1	4
2020	TORONTO (AL)	.375	9	24	4	9	2	0	1	3	1	0	4	0	0	.400	.583	.983	0	0	0
2021	Buffalo (AAA)	.347	14	49	7	17	3	0	2	13	5	0	9	0	0	.393	.531	.924	0	2	0
	Toronto (AL)	.242	60	165	19	40	8	0	8	24	19	0	22	0	0	.328	.436	.764	0	2	3
2022	TORONTO (AL)	.285	139	470	59	134	19	0	14	63	63	2	58	0	0	.372	.415	.787	0	4	4
2023	TORONTO (AL)	.250	123	372	34	93	16	0	8	43	42	1	45	0	0	.334	.358	.692	0	2	6
2024	TORONTO (AL)	.253	103	340	23	86	19	1	5	54	35	1	51	0	0	.319	.359	.678	0	9	2
Minor Totals		.317	165	567	79	180	44	2	19	114	94	4	69	5	0	.416	.503	.919	0	7	7
MAJOR TOTALS		.264	434	1371	139	362	64	1	36	187	160	4	180	0	0	.344	.391	.735	0	17	15

ALL-STAR GAME RECORD

Year	Club and Opp.	AVG	G	AB	R	H	2B	3B	HR	RBI	BB	IBB	SO	SB	CS	OBP	SLG	OPS	SH	SF	HBP
2022	AL at LAD	.000	1	2	0	0	0	0	0	0	0	0	0	0	0	.000	.000	.000	0	0	0

WILD CARD RECORD

Year	Club and Opp.	AVG	G	AB	R	H	2B	3B	HR	RBI	BB	IBB	SO	SB	CS	OBP	SLG	OPS	SH	SF	HBP
2020	TOR vs. TB	.333	1	3	0	1	0	0	0	0	0	0	0	0	0	.333	.333	.667	0	0	0
2022	TOR vs. SEA	.375	2	8	2	3	1	0	0	0	1	0	1	0	0	.444	.500	.944	0	0	0
2023	TOR vs. MIN	.333	2	6	0	2	0	0	0	0	1	0	1	0	0	.500	.333	.833	0	0	1
TOTALS		.353	5	17	2	6	1	0	0	0	2	0	2	0	0	.450	.412	.862	0	0	1

HOME RUN BREAKDOWN

		ONE GAME														
Total	H	A	2	3	4	GS	LO	XN	IP	PH	RHP	LHP				
36	24	12	4	0	0	0	0	0	0	0	25	11				

TRANSACTIONS

- Signed by the Toronto Blue Jays on September 24, 2016
- On injured list (left hip flexor strain) from May 2-July 19, 2021
- On injured list (left hand laceration) from June 19-28, 2023



GAME HIGHS

ML Debut	Sept 12, 2020 vs. NYM	Stolen Bases	None
Runs	4 – May 29, 2022 at LAA	Last ML Home Run	Aug. 25, 2024 vs. LAA
Hits	4 – 5x, last: July 22, 2023 at SEA	Longest Hitting Streak	18G – Aug. 31-Sept. 27, 2024
Home Runs	2 – 4x, last: July 29, 2023 vs. LAA	Longest On-Base Streak	20G – Aug. 31, 2024-current
RBI	4 – 3x, last: April 11, 2023 vs. DET	Longest Hitless Streak	22AB – July 29-Aug. 7, 2022

MILESTONES

Category	Date	Opponent	Pitcher	Notes
Hit	1 Sept. 12, 2020	New York (NL)	Shreve	Single
Home Run	1 Sept. 21, 2020	New York (AL)	Green	1R
Multi-HR Game (4)	4 July 29, 2023	Los Angeles (AL)	Loup, Barria	1R, 2R
RBI	1 Sept. 21, 2020	New York (AL)	Green	Home Run

PROFESSIONAL CAREER:

MINORS:

- Started his pro career with a single game for the GCL Blue Jays in 2017, as he spent over two months on the disabled list.
- Spent all of 2018 with Rookie-level Bluefield...Batted .354 with a 1.001 OPS in 58 games, while connecting for 10 doubles, a triple, 10 homers and 57 RBI...Boasted a 33BB/21K ratio for the year...Tied for the Appalachian League lead in RBI while ranked 3rd in AVG, 4th in hits (73), 4th in OBP (.443), 4th in SLG (.558) and 6th in OPS (1.001)...Named a 2018 Post-Season All-Star.
- Began the 2019 season with 21 games for Class-A Lansing...Slashed .299/.427/.519 with 10 extra-base hits for the Lug-nuts...Promoted to Advanced-A Dunedin on May 3...Kept a .288 average and an .841 OPS in 71 games to close out the campaign...Named an MiLB.com Organizational All-Star at the end of the season.

2020:

- Had his contract selected on Sept. 11 and made his **MLB debut** with a start on Sept. 12 vs. NYM...At 21 years and 311 days old, made the 4th-youngest catcher debut in team history, behind **Brian Milner** (18,218 on June 23, 1978), **Carlos Delgado** (21,098 on Oct. 1, 1993) and **Greg Myers** (21,151 on Sept. 12, 1987)...Became the 2nd catcher in team history to skip Double-A and Triple-A, joining **Milner**, who went straight from the draft to the Majors...**Singled** off of **Chasen Shreve** in the 6th inning for his 1st career hit...Finished 1-for-3 with a walk and a run scored.
- Hit his **1st career home run** on Sept. 21 vs. NYY, becoming the youngest catcher in team history to do so...Led off the 3rd, 4th, 5th and 7th innings with a hit, becoming the 5th player in team history to lead off four innings with a hit in the same game...Became the 7th catcher in the last 50 years to record a four-hit game at the age of 21 or younger...Became the 7th player in team history with a four-hit game at 21 or younger (last: **Bo Bichette** on Aug. 12, 2019 at TEX).
- Made his postseason debut as the designated hitter in Game 1 of the ALWC on Sept. 29 at TB...At 21 years and 328 days old, was the 2nd youngest in MLB history to start at DH in the postseason, behind Oakland's **Claudell Washington** (21,035 on Oct. 5, 1975 at BOS)...Had the Blue Jays' **1st hit** of the playoffs, a single to start the 6th inning...Became the youngest player in team history to record a playoff hit, ahead of **Junior Felix** (22,003 in Game 3 of the 1989 ALCS vs. OAK)...Had both his DH and hit marks eclipsed a day later by **Vladimir Guerrero Jr.** (21,198).

2021:

- Hit .292 with a .916 OPS in Spring Training and broke camp with the Major League team.
- Picked up his **1st home run** of the season on April 14 vs. NYY...Was also his 1st hit of the year, snapping an 0-for-13 drought...Marked his 2nd career home run in his 16th career game, just the 2nd Blue Jays catcher to accomplish the feat (**J.P. Arencibia** - 4HR).
- Hit a home run in the **4th** and **5th** innings on April 30 vs. ATL...At 22 years and 175 days old, became the youngest catcher in team history with a multi-home game (**Danny Jansen** - 24,080)...Also became the 5th catcher (6th time) in Blue Jays history with home runs in back-to-back innings (last: **Russell Martin** on May 25, 2016 at NYY).
- Placed on the injured list with a left hip flexor strain on May 2.
- Activated on July 20 and optioned to Triple-A Buffalo...Hit .347 (17-for-49) with three doubles, two homers, and 13 RBI over 14 rehab/MiLB games for the Bisons.
- Caught **Joakim Soria** on Aug. 2 vs. CLE to form the 4th Mexican-born battery in MLB history (last: **Oliver Perez/Miguel Ojeda** for the Padres in 2003).
- Hit his **4th longball** of the year on Aug. 28 at DET, his 1st career homer on the road...Was his 1st career start at cleanup.
- Went 3-for-4 on Sept. 5 vs. OAK with a **three-run bomb**, his 5th home run of the year and 1st career blast at Rogers Centre.
- Hit a pair of **solo shots** as part of a 3-for-4 effort on Sept. 7 at NYY, his 2nd career **multi-homer effort**...Homered in consecutive games for the 1st time in his career.

2022:

- Among AL batters, ranked 10th in OBP (.372) and 16th in AVG (.285).
- Claimed his 1st Silver Slugger Award, the 1st catcher in team history to do so...Led all MLB catchers in both AVG and OBP.
- Earned his 1st career All-Star nod, becoming the 4th All-Star catcher in Toronto history and the 1st to start the Midsummer Classic...Went 0-for-2 while catching 4.0 innings...Received the ceremonial opening pitch from six-time All-Star and fellow Mexican, **Fernando Valenzuela**.
- Struck out just 58 times over 541 PA while drawing 63 walks...His 9.33 PA/K was 4th best among qualified MLB hitters.
- Went 2-for-4 with a double, an RBI, and a walk while scoring four times on May 29 at LAA...Became the 3rd catcher in franchise history to score four runs in a game, joining **John Buck** (Aug. 20, 2010 at BOS) and **Ernie Whitt** (May 25, 1985 at CLE).
- On May 31 vs. CWS, finished the night 3-for-4 with a pair of two-run homers, his 1st multi-HR game of the year (3rd career).
- Hit his 5th home run on June 5 vs. MIN, homering in consecutive games for the 1st time in 2022 (2nd career)...Was his 4th longball in his last five contests.
- Went deep on June 24 at MIL, homering in three consecutive games for the 1st time in his career...Finished 4-for-4 for his 3rd career four-hit game.
- Put together a career-long nine-game hitting streak from July 12-26, batting .368 (14-for-38) with three extra-base hits and six RBI for a .943 OPS.
- Notched his career-high 14th **home run** with a solo shot in the 2nd inning on Sept. 25 at TB.





2023:

- Nominated for a Gold Glove Award for the 1st time in his career...Finished 2nd among catchers with 17 DRS.
- Went 2-for-4 with his [1st home run](#) of the year and four RBI on April 11 vs. DET.
- Plated the game-winning run with a [pinch-hit RBI single](#) in the 7th inning on June 7 vs. HOU.
- Was hit by a pitch on June 18 at TEX and landed on the injured list with a left hand laceration from June 19-28.
- Singled four times for his 5th career four-hit game on July 22 at SEA (last: Sept. 6, 2022 at BAL).
- [Homered](#) twice as part of a 3-for-4 day on July 29 vs. LAA, his 4th career multi-[homer](#) game (last: May 31, 2022 vs. CWS).
- Went 3-for-3 with two doubles and three RBI on Aug. 30 vs. WAS, his 1st career game with multiple doubles.
- Cleared the bases with a [pinch-hit double](#) in the 7th inning on Sept. 1 at COL...Doubled in a career-high 4th straight game, the 8th player in team history to do so while either catching or playing DH.
- Recorded a pair of doubles and a pair of walks in a 2-for-3 night on Sept. 5 at OAK...Had multiple doubles for the 2nd time in his career, both coming in his last six games (also: Aug. 30 vs. WAS).
- Smashed a two-run [homer](#) in the 9th inning on Sept. 19 at NYY...Was his 7th longball of the year and first since July 29 vs. LAA, ending a career-long 34-game homerless skid.
- Went 2-for-6 with a walk and a HBP during the ALWC Series at MIN...Has reached base safely in all five career playoff games (6-for-17, 2BB, HBP).

Career-Highs - Statcast

	Speed/Distance	Date
Hardest Hit Ball:	112.9 MPH	April 28, 2024 vs. LAD
Farthest Hit Ball:	435 ft	April 30, 2021 vs. ATL
Top Sprint Speed:	27.0 ft/s	June 16, 2022 vs. BAL

200 HOME RUNS

The Blue Jays have had 13 seasons in which they hit at least 200 home runs. Toronto hit a club-record 262 home runs in 2021 to lead the Majors.

Season	Home Runs
2021	262
2010	257
2019	247
2000	244
2015	232
2017	222
2016	221
1998	221
2018	217
1987	215
1999	212
2009	209
2022	200



NON-ROSTER

KLOFFENSTEIN

ADAM

90
PITCHER

BIRTHDATE August 25, 2000
OPENING DAY AGE 24
BIRTHPLACE Magnolia, TX
RESIDENCE Magnolia, TX
INSTAGRAM @a.kloff

BATS/THROWS R/R
HEIGHT/WEIGHT 6-7/240
CONTRACT STATUS signed thru 2025
M.L. SERVICE 0.001
OPTIONS USED 1 of 3

PERSONAL:

- Adam John Kloffenstein...Pronounced "KLAW-fen-steen."
- Was The Courier's Montgomery County Player of the Year in 2018, sporting an 11-1 record and 1.25 ERA including 113 strikeouts over 78.0 innings.
- Signed his college letter of intent to play at Texas Christian University.
- Graduated in 2018 from Magnolia High School (TX)...Was selected by the Blue Jays in the 3rd round, just two rounds after his Magnolia teammate, **Jordan Groshans**, was also taken by Toronto.

LAST SEASON:

- Entered the 2024 season rated as the No. 29 prospect in the Cardinals organization by Baseball America.
- Spent the majority of the year with Triple-A Memphis, going 4-5 with a 4.74 ERA over 17 starts.
- Made his MLB debut for the Cardinals on June 20 vs. SF...Pitched a scoreless 8th inning, retiring all three batters he faced on 15 pitches (10 strikes).

Bold – career high; Red – league high

Year	Club & League	W-L	ERA	G	GS	CG	SHO	SV	IP	H	R	ER	HR	HB	BB	IBB	SO	WP	BK	AVG
2018	GULF Blue Jays (GULF)	0-0	0.00	2	2	0	0	0	2.0	1	0	0	0	0	2	0	4	0	0	.143
2019	Vancouver (NORW)	4-4	2.24	13	13	0	0	0	64.1	47	23	16	4	4	23	0	64	5	0	.205
2021	Vancouver (HAW)	7-7	6.22	23	23	0	0	0	101.1	96	76	70	10	7	61	0	107	17	4	.243
2022	Vancouver (NORW)	0-2	3.81	6	6	0	0	0	26.0	28	13	11	4	2	10	0	30	1	0	.269
	New Hampshire (EL)	2-5	6.07	19	18	0	0	0	86.0	98	61	58	12	9	45	0	88	7	0	.287
2023	New Hampshire (EL)	5-5	3.24	17	17	1	0	0	89.0	79	42	32	8	7	34	1	105	7	0	.236
	Memphis (IL)	2-1	3.00	9	8	0	0	0	39.0	29	13	13	6	5	21	0	35	3	0	.209
2024	ST. LOUIS (NL)	0-0	0.00	1	0	0	0	0	1.0	0	0	0	0	0	0	0	0	0	0	.000
	Memphis (IL)	4-5	4.74	17	17	0	0	0	89.1	78	47	47	13	9	41	0	73	6	0	.241
	Minor Totals	24-29	4.47	106	104	1	0	0	497.0	456	275	247	57	43	237	1	506	46	4	.243
	MAJOR TOTALS	0-0	0.00	1	0	0	0	0	1.0	0	0	0	0	0	0	0	0	0	0	.000

TRANSACTIONS

- Selected by the Toronto Blue Jays in the 3rd round of the 2018 First-Year Player Draft
- Traded to the St. Louis Cardinals along with RHP Sem Robberse in exchange for RHP Jordan Hicks on July 30, 2023
- Signed by the Toronto Blue Jays on Jan. 29, 2025

PROFESSIONAL CAREER:

MINORS:

- Following his high school season, pitched one inning in two games with the Rookie-level GCL Blue Jays to start his professional career in 2018.
- Made 13 starts for Class-A (short) Vancouver in 2019, going 4-4 with a 2.24 ERA and a 9.0 SO/9...Earned Northwest League Pitcher of the Week on July 21...Threw at least five innings in each of his last eight starts while allowing a total of eight earned runs for a 1.61 ERA over that stretch (44.2 IP)...Named a NWL Mid-Season All-Star and a Post-Season All-Star...Also named a Baseball America Short-Season All-Star.
- In 2020, pitched a total of 21.1 innings with 20 strikeouts over nine games in the Constellation Energy League, a four-team league that ran for two months based in Texas...There he took instruction from three-time All-Star **Fernando Rodney**, seven-time Cy Young Award winner and former Blue Jay, **Roger Clemens**, and other retired players.
- Appeared in one Spring Training game in 2021, pitching a scoreless inning on March 14 against the Yankees (1.0 IP, H, K)...Started 23 games at High-A Vancouver, fashioning a 7-7 record and a 6.22 ERA...Racked up 107 punchouts, 6th most among High-A West pitchers...Faced 466 batters, good for 3rd most.
- Began the 2022 season at High-A Vancouver before earning a midseason promotion to Double-A New Hampshire...Combined to make 25 appearances (24 starts), going 2-7 with a 5.54 ERA (69 ER/112.0 IP) and 118 strikeouts.
- Combined to post a 7-6 record in 2023 with a 3.16 ERA, making 25 starts (26 app) with 140 strikeouts over 128.0 innings pitched between Double-A New Hampshire and Triple-A Memphis...Began the season with New Hampshire before a transaction at the trade deadline sent him and teammate **RHP Sem Robberse** to the Cardinals organization in exchange for **RHP Jordan Hicks**...Tied his career-high with seven wins, while posting highs in strikeouts, innings pitched and games started.





NON-ROSTER

LAUER

ERIC

58
PITCHER

BIRTHDATE June 3, 1995
OPENING DAY AGE 29
BIRTHPLACE Elyria, OH
RESIDENCE Phoenix, AZ
INSTAGRAM @elauer10

BATS/THROWS R/L
HEIGHT/WEIGHT 6-3/230
CONTRACT STATUS signed thru 2025
M.L. SERVICE 4.111
OPTIONS USED 3 of 3

PERSONAL:

- Eric Lance Lauer.
- Graduated from Midview High School in Grafton, OH, where he lettered all four years and won the conference championship in 2012 and 2013... As a senior, was named team captain, All-County, All-Conference, First Team All-State, team MVP, Pitcher of the Year, and Lorain County D1 Player of the Year... Also played football, where he was named Second Team All-State in his senior year and Third Team All-State and Offensive Player of the Year as a junior.
- Was selected in the 17th round (505th overall) by the Blue Jays in the 2013 First-Year Player Draft, but decided to attend Kent State University.
- In three years at Kent State, he went 23-10 while posting a 1.86 ERA in 45 contests (42 starts) with 90 walks, 292 strikeouts, a 0.96 WHIP, and a 9.7 K/9 in 270.1 total innings... During his junior season, he put together one of the most decorated seasons in the history of the school, posting the nation's lowest ERA in over 30 years (0.62 ERA)... Over 15 starts, he went 10-2 with 28 walks, 125 strikeouts, a 0.74 WHIP, three complete games, and three shutouts... During the 2016 season, he was named Collegiate Baseball National Player of the Year and the College Baseball Hall of Fame Pitcher of the Year.
- Was inducted into the Kent State University Athletics Hall of Fame in 2024.
- Is a fan of the Cleveland Cavaliers, Cleveland Browns, and New England Patriots.
- Enjoys golf, video games, and playing the guitar.

LAST SEASON:

- After being signed in March as a minor league free agent by the Pittsburgh Pirates, Lauer made one appearance in Spring Training, throwing 2.0 shutout innings before being assigned to Triple-A Indianapolis.
- In eight games (six starts) with Indianapolis, he posted a 5.52 ERA over 29.1 innings with a 1.43 WHIP, an 8.7% walk rate, a 29.1% strikeout rate, and a 28.2% chase rate, before being released in May.
- A few days later, he was signed to a minor league contract by the Houston Astros and assigned to Triple-A Sugar Land.
- In 11 appearances (10 starts) with the Sugar Land Space Cowboys, the left-hander recorded a 5.09 ERA (26 ER/46.0 IP) with a 3.96 FIP, a 9.4% walk rate, a 23% strikeout rate, and a 29.9% chase rate... He was then released by Houston in August.
- After stints with the Pirates and Astros organizations, he then signed with the Kia Tigers of the KBO, going 2-2 while posting a 4.93 ERA (19 ER/34.2 IP) over seven starts with a 1.36 WHIP, and a 9.6 K/9.

Bold – career high; Red – league high

Year	Club & League	W-L	ERA	G	GS	CG	SHO	SV	IP	H	R	ER	HR	HB	BB	IBB	SO	WP	BK	AVG
2016	ARI Padres (ARI)	0-1	6.75	2	2	0	0	0	4.0	7	5	3	1	0	1	0	7	0	0	.368
	Tri-City (NORW)	1-0	1.44	7	7	0	0	0	25.0	17	4	4	0	0	7	0	28	2	0	.191
	Fort Wayne (MIDW)	0-0	0.00	1	1	0	0	0	2.0	0	0	0	0	0	1	0	2	0	0	.000
2017	Lake Elsinore (CALL)	2-5	2.79	12	12	0	0	0	67.2	65	25	21	4	3	19	0	84	3	0	.250
	San Antonio (TL)	4-3	3.93	10	9	0	0	0	55.0	52	25	24	6	0	17	0	48	0	0	.251
2018	SAN DIEGO (NL)	6-7	4.34	23	23	0	0	0	112.0	127	61	54	15	6	46	2	100	2	1	.285
	Lake Elsinore (CALL)	0-0	0.00	1	1	0	0	0	3.0	3	0	0	0	0	1	0	4	0	0	.300
	El Paso (PCL)	2-1	2.53	4	4	0	0	0	21.1	13	6	6	1	1	9	0	22	0	0	.173
2019	SAN DIEGO (NL)	8-10	4.45	30	29	0	0	0	149.2	158	82	74	20	5	51	4	138	4	1	.268
2020	MILWAUKEE (NL)	0-2	13.09	4	2	0	0	0	11.0	17	16	16	2	2	9	0	12	1	0	.347
2021	MILWAUKEE (NL)	7-5	3.19	24	20	0	0	0	118.2	94	46	42	16	2	41	1	117	2	0	.215
	Nashville (AAAE)	0-0	0.00	1	1	0	0	0	5.0	1	0	0	0	0	2	0	12	0	0	.067
2022	MILWAUKEE (NL)	11-7	3.69	29	29	0	0	0	158.2	135	71	65	27	2	59	0	157	5	2	.228
2023	MILWAUKEE (NL)	4-6	6.56	10	9	0	0	0	46.2	54	39	34	16	0	24	0	43	0	0	.292
	ACL Brewers (ACL)	0-0	0.00	1	1	0	0	0	1.0	0	0	0	0	0	1	0	2	0	0	.000
	Nashville (IL)	3-4	5.15	12	9	0	0	0	43.2	54	33	25	6	2	23	0	64	0	0	.303
2024	Indianapolis (IL)	2-2	5.52	8	6	0	0	0	29.1	31	20	18	6	1	11	0	37	0	0	.272
	Sugar Land (PCL)	2-3	5.09	11	10	0	0	0	46.0	56	31	26	5	3	20	0	49	2	2	.295
Minor Totals		16-19	3.77	70	63	0	0	0	303.0	299	149	127	29	10	112	0	359	7	2	.257
MAJOR TOTALS		36-37	4.30	120	112	0	0	0	596.2	585	315	285	96	17	230	7	567	14	4	.254

DIVISION SERIES RECORD

Year	Club and Opp.	W-L	ERA	G	GS	CG	ShO	SV	IP	H	R	ER	HR	HB	BB	IBB	SO	WP	BK	AVG
2021	MIL vs. ATL	0-0	4.91	1	1	0	0	0	3.2	4	2	2	0	1	2	0	2	0	0	.286



TRANSACTIONS

- Selected by the San Diego Padres in the 1st round of the 2016 First-Year Player Draft
- On injured list (left forearm strain) from July 31-Aug. 30, 2018
- Traded to the Milwaukee Brewers along with INF Luis Urias and PTBNL or cash considerations in exchange for RHP Zach Davies and OF Trent Grisham on Nov. 27, 2019
- On injured list (COVID-19 protocols) from July 11-26, 2020
- On injured list (COVID-19) from Aug. 4-15, 2021
- On injured list (left elbow inflammation) from Sept. 8-23, 2022
- On injured list (right shoulder impingement) from May 21-June 14, 2024
- Signed by the Pittsburgh Pirates on March 9, 2024
- Signed by the Houston Astros on May 20, 2024
- Signed by the Toronto Blue Jays on Dec. 20, 2024

GAME HIGHS

ML Debut	April 24, 2018 at COL	ER Allowed	8 – 3x, last: Sept. 30, 2023 vs. CHC
Innings Pitched:		HR Allowed	4 – May 11, 2018 vs. STL
Starter	8.2 – July 10, 2018 vs. LAD	Low Hit CG	None
Reliever	5.1 – May 14, 2023 vs. KC	Last Win	May 14, 2023 vs. KC
Walks:		Last Save	None
Starter	7 – June 8, 2018 at MIA	Last CG	None
Reliever	4 – June 9, 2021 at CIN	Last ShO	None
Strikeouts:		Last Start	Sept. 30, 2023 vs. CHC
Starter	13 – April 24, 2022 at PHI	Last Relief App.	May 14, 2023 vs. KC
Reliever	6 – 3x, last: May 14, 2023 vs. KC	Longest Win Streak	6G – Sept. 7, 2021-May 6, 2022
Hits Allowed	10 – 2x, last: Aug. 8, 2019 vs. COL	Longest Losing Streak	4G – Sept. 14, 2019-Aug. 12, 2020
		Scoreless Innings Streak	12.2 – Sept. 23-Oct. 4, 2022

MILESTONES

Category	Date	Opponent	Notes
Start	1 April 24, 2018	at Colorado	L - 3.0 IP, 6H, 7R, 6ER, 1HR, 4BB, 3K
	100 Sept. 7, 2022	at Colorado	L - 2.2 IP, 6H, 7ER, 2HR, 1BB, 4K
Win	1 May 6, 2018	Los Angeles (NL)	as a starter - 6.0 IP, 7H, 0ER, 1BB, 5K
10+ Strikeout Games (2)			
	1 April 24, 2022	at Philadelphia	13 strikeouts
	2 April 30, 2022	Chicago (NL)	10 strikeouts

PROFESSIONAL CAREER:

MINORS:

- After being selected in the 1st round of the 2016 First-Year Player Draft, Lauer was assigned to the Arizona League to begin his professional career, where he made two starts allowing three earned runs over 4.0 total innings (6.75 ERA)...Was then assigned to Low-A Tri-City, where he made a total of seven starts, posting a 1.44 ERA (4 ER/25.0 IP) with seven walks, 28 strikeouts, a 0.96 WHIP, and a .191 opponent AVG...Finished the campaign at Single-A Fort Wayne, throwing 2.0 scoreless innings in one start...Named an MLB.com Organization All-Star for the 2016 season.
- Started the 2017 season at High-A Lake Elsinore, where he made a total of 12 starts, posting a 2-5 record while putting up a 2.79 ERA (21 ER/67.2 IP) with 19 walks, 84 strikeouts, a 1.24 WHIP, and an 11.2 K/9...Was named a CAL Mid-Season All-Star...After a strong start at High-A, he was then promoted to Double-A San Antonio to finish the season, making 10 total appearances (nine starts) where he went 4-3 with a 3.93 ERA (24 ER/55.0 IP), 17 walks, 48 strikeouts, and a 1.25 WHIP.

2018:

- Began the season at Triple-A El Paso, where on the season, he made a total of four starts with a 2-1 record, a 2.53 ERA (6 ER/21.1 IP), nine walks, 22 strikeouts, a 1.03 WHIP, and a .173 opponent AVG.
- Was then selected to the MLB roster for the first time on April 24th...Made his MLB debut on the same day at COL, allowing seven runs (six earned runs) over 3.0 innings.
- Led all of MLB with 10 pickoffs.
- Tossed a career-high 8.2 innings in a 4-1 win on 7/10 vs. Los Angeles (NL).
- Placed on the 10-day injured list from 7/31 to 8/29 with a left forearm strain...Made a pair of starts on rehab assignment, with one coming at High-A Lake Elsinore and one at Triple-A El Paso.
- Finished the season at the MLB level going 6-7 with a 4.34 ERA (54 ER/112.0 IP), a 4.51 FIP, a 1.54 WHIP, a 9.1% walk rate, and a 19.8% strikeout rate.

2019:

- Made the Opening Day roster for the first time in his career.
- Named the Opening Day starter for the first time in his career, throwing 6.0 shutout innings on 3/28 vs. SF with a walk and three strikeouts...Was the second-youngest pitcher in Padres history to start an opener behind Clay Kirby in 1972.
- Spent the entirety of the 2019 season at the MLB level, making 30 appearances (29 starts) going 8-10 while posting a 4.45 ERA over 149.2 innings with a 4.23 FIP, a 7.8% walk rate, and a 21.2% strikeout rate.
- The 30 appearances are a career-high while making a career-high tying 29 starts.

2020:

- Traded to the Milwaukee Brewers on Nov. 27 2019.
- Began the season on the injured list due to COVID-19 protocols.
- Had three separate stints with the Brewers during the 2020 campaign, where he went 0-2 while allowing 16 earned runs over 11.0 total innings in four appearances (two starts).
- Made his Brewers debut on July 26 at CHC, where he struck out a season-high six batters over 2.2 shutout innings of relief, allowing just one hit and a walk.



2021:

- Started the season at the Brewers Alternate Training Site before being recalled to the MLB roster on April 29th.
- Made his season debut in a start on April 29 vs. LAD, throwing 5.0 shutout innings on four hits and a pair of walks with three strikeouts.
- Made four starts before being optioned to Triple-A Nashville...Started one game in Triple-A before being recalled to the Majors again on May 26th.
- Spent the rest of the season at the MLB level, posting a 7-5 record with a career-low 3.19 ERA (42 ER/118.2 IP) over 24 total appearances (20 starts), while amassing an 8.4% walk rate, a 23.9% strikeout rate, and a 1.14 WHIP.
- In the month of September, he made five starts, going 3-0 with a 1.15 ERA (4 ER/31.1 IP), eight walks, 32 strikeouts, a 0.70 WHIP, and a .133 opponent AVG.

2022:

- Spent the entirety of the season at the MLB level, posting career-highs in starts (29), wins (11), innings pitched (158.2), and strikeouts (157).
- Struck out a career-high 13 batters over 6.0 innings on April 24 at PHI...The 13 strikeouts tied Teddy Higuera (3x) for the most in a game in franchise history by a left-handed pitcher.
- Struck out 11 batters across 7.0 innings on April 30 vs. the CHC, to join Teddy Higuera in 1988 as the only left-handed pitchers in franchise history to have consecutive 10-plus strikeout games.
- Placed on the 15-day injured list from Sept. 10-22 (retro to Sept. 8) with left elbow inflammation.
- Finished the season with 12.2 scoreless innings.
- In his 29 starts, went 11-7 while posting a 3.69 ERA (65 ER/158.2 IP) with a 1.22 WHIP, a .228 opponent AVG, an 8.9% walk rate, and a 23.8% strikeout rate.
- Against his four-seamer, opponents hit .193 with a .188 xBA, a .283 wOBA, a .271 xwOBA, a .366 SLG, and a 29.8% whiff rate.

2023:

- Split the season between the MLB level and Triple-A Nashville, combining to go 7-10 over 22 appearances (18 starts) with a 5.88 ERA (59 ER/90.1 IP), a 1.72 WHIP, an 11.3% walk rate, and a 25.7% strikeout rate.
- Made his season debut on April 2 at CHC, earning the win after tossing 5.1 innings of two-run ball with a pair of walks and six strikeouts.
- In back-to-back starts on April 14 at SD and April 19 at SEA, allowing only three earned runs over 13.2 combined innings (1.98 ERA) with three walks, nine strikeouts, a 0.88 WHIP, and a .191 opponent AVG.
- Was on the 15-day injured list from May 22 to June 12 with a right shoulder impingement...Made a pair of rehab starts before being optioned to Triple-A Nashville.
- Was placed on the temporary inactive list on June 21, before being assigned to the Arizona Complex League over a month later on July 28.
- Assigned back to Triple-A Nashville on Aug. 1, where he played for almost the rest of the season, before being recalled to the MLB level to make a start on Sept. 30 vs. CHC.
- After the season, was sent outright to Triple-A, before electing free agency in October.

Statcast Data

	2024 (AAA)	Career (MLB)
Strikeout %:	25.3	22.0
Walk %:	9.1	8.9
Hard Hit %:	36.3	38.2
Fastest Pitch:	96.5 MPH	May 14, 2022 at MIA





LITTLE BRENDON

54
PITCHER

BIRTHDATE August 11, 1996
OPENING DAY AGE 28
BIRTHPLACE Bryn Mawr, PA
RESIDENCE Lynchburg, VA
INSTAGRAM @brendon.little

BATS/THROWS L/L
HEIGHT/WEIGHT 6-2/215
CONTRACT STATUS signed thru 2025
M.L. SERVICE 0.135
OPTIONS USED 1 of 3

PERSONAL:

- Brendon David Little.
- Married Emily Little on January 21, 2023.
- Is one of just seven players from Bryn Mawr, PA, to appear in a Major League game.
- Attended State College of Florida, Manatee-Sarasota and the University of North Carolina Chapel Hill.
- Drafted by the Cubs 27th overall in the 2017 First-Year Player Draft.

LAST SEASON:

- Made a total of 65 appearances between the Majors and Triple-A Buffalo, going 1-4 with a save, a 3.86 ERA, a 1.43 WHIP, an 11.8% walk rate, a 22.4% strikeout rate, a 30.5% whiff rate, and a 71.3% groundball rate.
- Opponents posted a groundball rate of 72.3% against him, the highest mark among qualified relievers in MLB.
- Induced opposing hitters to ground into 8 double plays in 32 opportunities this season (25%) best among qualified relievers.
- 28 of his 36 strikeouts on the year came on curveballs (77.8%), 2nd highest among qualified relievers.
- 72% of his strikeouts this season came on pitches located outside of the zone, 4th highest among qualified relievers.
- Held left-handed hitters to a .202 batting average (17-for-84) with 20 strikeouts and a .518 opponent OPS...His .238 opponent SLG against left-handed hitters was the 7th-lowest among AL relievers.
- Over his last 33 appearances on the year, posted a 3.14 ERA (10 ER/28.2 IP) with 20 strikeouts, and a .236 opponent batting average.
- Against his knuckle curve, opponents batted .158 with a .185 xBA, a .211 SLG, a .186 wOBA, a .217 xwOBA, and a 43.7% whiff rate.
- Made his MLB debut on April 26 vs. LAD at Rogers Centre, allowing three earned runs over 1.1 innings...Recorded his [first career strikeout](#) after punching out [Chris Taylor](#) swinging.
- Earned his first career MLB win on Aug. 2 at NYY, after tossing 1.2 scoreless innings with a pair of strikeouts.
- Earned his first career MLB save on Aug. 26 at BOS...Threw 1.1 shutout innings.
- In 16 appearances with AAA Buffalo, posted a 4.15 ERA (8 ER/17.1 IP) with 13BB, 25K, a 1.73 WHIP, and a .262 opponent AVG.
- Made 8 appearances at Spring Training, allowing 6 ER over 8.0 IP (6.75 ERA) with 10 K and a 1.38 WHIP, holding opposing hitters to a .207 AVG.

Bold – career high; Red – league high

Year	Club & League	W-L	ERA	G	GS	CG	SHO	SV	IP	H	R	ER	HR	HB	BB	IBB	SO	WP	BK	AVG
2017	Eugene (NORW)	0-2	9.37	6	6	0	0	0	16.1	21	18	17	2	1	9	0	12	4	0	.300
2018	South Bend (MIDW)	5-11	5.15	22	21	0	0	0	101.1	106	70	58	8	4	43	0	90	10	0	.264
2019	Cubs 1 (ARIZ)	0-0	3.68	2	2	0	0	0	7.1	4	3	3	2	0	4	0	9	0	0	.160
	South Bend (MIDW)	0-1	1.91	6	6	0	0	0	28.1	18	7	6	0	3	13	0	25	2	0	.186
	Myrtle Beach (CARL)	2-1	5.95	4	4	0	0	0	19.2	21	14	13	2	1	9	0	23	2	0	.269
2021	Tennessee (AASO)	0-0	3.09	13	0	0	0	1	23.1	17	8	8	2	2	12	0	27	1	0	.207
	Iowa (AAAE)	0-1	3.44	13	0	0	0	2	18.1	22	7	7	2	1	7	0	26	8	0	.293
2022	CHICAGO (NL)	0-1	40.50	1	0	0	0	0	0.2	2	3	3	1	1	1	0	0	0	0	.500
	Iowa (IL)	4-5	4.29	36	0	0	0	1	50.1	50	26	24	4	2	26	1	49	7	0	.262
2023	Iowa (IL)	3-3	4.05	50	2	0	0	1	73.1	67	38	33	6	5	38	0	73	13	0	.251
2024	TORONTO (AL)	1-2	3.74	49	0	0	0	1	45.2	41	21	19	7	1	19	2	36	5	0	.238
	Buffalo (IL)	0-2	4.15	16	0	0	0	0	17.1	17	9	8	0	0	13	0	25	4	0	.262
Minor Totals		14-26	4.48	168	41	0	0	5	355.2	343	200	177	28	19	174	1	359	51	0	.254
MAJOR TOTALS		1-3	4.27	50	0	0	0	1	46.1	43	24	22	8	2	20	2	36	5	0	.244

TRANSACTIONS

- Selected by the Chicago Cubs in the 1st round (27th overall) of the 2017 First-Year Player Draft
- Traded to the Toronto Blue Jays in exchange for cash considerations on Nov. 6, 2023

GAME HIGHS

ML Debut	Aug. 30, 2022 at TOR	ER Allowed	3 – 2x, last: April 26, 2024 vs. LAD
Innings Pitched:	None	HR Allowed	1 – 8x, last: Sept. 17, 2024 at TEX
Starter	None	Low Hit CG	None
Reliever	2.0 – June 10, 2024 at MIL	Last Win	Aug. 2, 2024 at NYY
Walks:		Last Save	Aug. 26, 2024 at BOS
Starter	None	Last CG	None
Reliever	3 – Aug. 4, 2024 at NYY	Last Sho	None
Strikeouts:		Last Start	None
Starter	None	Last Relief App.	Sept. 28, 2024 vs. MIA
Reliever	3 – June 10, 2024 at MIL	Longest Win Streak	1G – Aug. 2, 2024 at NYY
Hits Allowed	5 – April 26, 2024 vs. LAD	Longest Losing Streak	2G – Aug. 30, 2022-June 18, 2024
		Scoreless Innings Streak	6.1 – June 3-16, 2024





MILESTONES

Category	Date	Opponent	Notes
Win	1 Aug. 2, 2024	at New York (AL)	as a reliever - 1.2 IP, 1H, 0ER, 0BB, 2K
Save	1 Aug. 26, 2024	at Boston	1.1 IP, 1H, 0ER, 0BB, 1K

PROFESSIONAL CAREER:

MINORS:

- Made his professional debut in 2017, making six starts for Low-A Eugene...Tossed 4.0 scoreless innings with three strikeouts on Aug. 11 vs. Spokane.
- Spent the 2018 season with Single-A South Bend, going 5-11 with a 5.15 ERA (50 ER/101.1 IP) in 22 games (21 starts)...Tossed a season-high 7.0 scoreless innings on May 23 vs. Lansing...Struck out a season-high nine batters, July 8 at Lansing...Was ranked as the Cubs' No. 7 prospect by Baseball America prior to the season.
- In 2019, made his season debut on June 19 after he recovered from a left back strain...Went 2-2 with a 3.58 ERA (22 ER/55.1 IP) in 12 starts between Rookie League Mesa, Single-A South Bend and High-A Myrtle Beach...In six outings with Myrtle Beach, posted a 1.91 ERA (6 ER/28.1 IP)...On the season, held left-handed batters to a .195 average (8-for-41).
- Did not play in 2020 due to the cancelled Minor League season.
- Reached the Triple-A level for the first time in 2021, spending time with Double-A Tennessee and Iowa...Appeared in a combined 26 games between the two clubs, going 0-1 with a 3.24 ERA (15 ER/41.2 IP) and three saves, the first three saves of his professional career...Transitioned from the rotation to the bullpen.

2022:

- Made his major league debut in 2022, appearing in one game on Aug. 30 in Toronto as a replacement player (3 ER/0.2 IP).
- Spent the majority of the season with Triple-A Iowa, going 4-5 with a 4.29 ERA (24 ER/50.1 IP) and one save in 36 relief appearances.
- Completed at least 2.0 innings in 10 of his 36 outings, including a season-high 2.2 scoreless innings in game two on Aug. 3 vs. Toledo.
- From July 4-Aug. 23, held the opponent scoreless in 11 of 12 outings, posting a 0.57 ERA (1 ER/15.2 IP) during the run.
- Earned his lone save of the season, Aug. 5 vs. Toledo (0 ER/1.0 IP).

2023:

- Spent the entirety of the 2023 season with Triple-A Iowa, going 3-3 with a 4.05 ERA (33 ER/73.1 IP) over 50 appearances (2 starts)...The 73.1 frames were the 2nd most of his career, trailing only his 101.1 innings from 2018 as a starter.
- From July 2nd to the end of the season, posted a 2.50 ERA (11 ER/39.2 IP) over 26 outings (2 starts) with 16 walks, 37 strikeouts, and a .221 opponent's average.
- Over eight appearances in the month of September alone, allowed only one run for a 0.63 ERA (1 ER/14.1 IP) with six hits, four walks, and 12 strikeouts...Threw at least 2.0 innings in five of those eight outings.

Statcast Data		
	2024	Career
Strikeout %:	18.7	18.1
Walk %:	9.8	10.1
Hard Hit %:	38.0	38.3
Fastest Pitch:	97.1 MPH	July 6, 2024 at SEA



LOPERFIDO

JOEY

10

OUTFIELDER

BIRTHDATE May 11, 1999
 OPENING DAY AGE 25
 BIRTHPLACE Philadelphia, PA
 RESIDENCE Haddonfield, NJ
 INSTAGRAM @joey_loperfido

BATS/THROWS L/R
 HEIGHT/WEIGHT 6-4/215
 CONTRACT STATUS signed thru 2025
 M.L. SERVICE 0.131
 OPTIONS USED 1 of 3

PERSONAL:

- Mario Joseph Loperfido.
- Attended Haddonfield Memorial High School in Haddonfield, NJ, where he was a three year letterwinner, graduating in 2017...Was a 2017 Rawlings-Perfect Game Honourable Mention All-American and the 84th-ranked shortstop nationally in the 2017 recruiting class...During his high school career, earned All-Colonial Conference and All-South Jersey honours in both his junior and senior seasons...Also played soccer.
- Went to Duke University for four years, helping bring the Blue Devils to their first two NCAA Super Regional appearances in program history, coming in 2018 and 2019...Was part of the first Duke team to the NCAA postseason in three consecutive seasons...During his time at Duke, hit .317 (201-for-635) with 37 doubles, nine triples, 18 home runs, 96 RBI, 41 stolen bases, 85 walks, a .419 OBP, and a .907 OPS in 170 games...In his senior season, was named the 2021 ACC Championship Tournament MVP as Duke won the ACC tournament for the first time in school history...In the 2021 campaign, was also named a Second Team All-ACC outfielder...At the time of his graduation, he ranked 10th in Duke history in OBP, 14th in stolen bases, 17th in runs scored (142), and 20th in batting average.
- Played for the Kalamazoo Growlers of the Northwoods League and the Cotuit Kettleers of the Cape Cod League in between his collegiate seasons.
- His mother, Amy, was a collegiate volleyball player at Villanova University, while his father, Joseph, played football at Muhlenberg College.
- Entered the 2024 season as the Astros 6th-ranked prospect according to MLB Pipeline and Baseball America.

LAST SEASON:

- Between the Majors and Triple-A, hit .237 (96-for-405) with 20 doubles, five triples, 17 homers, 65 runs scored, 58 RBI, a 7.5% walk rate, a 32.8% strikeout rate, a .318 wOBA, a .437 SLG, a .744 OPS, an average exit velocity of 88.9mph.
- Appeared in 39 contests at Triple-A Sugar Land, batting .272 (44-for-162) with seven doubles, a triple, 13 homers, 33 RBI, 21 BB, a .568 SLG, a .933 OPS, and a 121 wRC+.
- Recorded 6 DRS in LF.
- Posted a launch angle sweet spot rate of 40.7% in the Majors.
- In close and late situations this season, batted .289 (11-for-38) with three doubles, a homer, six RBI, a .447 SLG, and a .755 OPS.
- Selected to the Major League roster for the first time on April 30...Recalled on June 8 & 21.
- Played 38 games with HOU, making his MLB debut on April 30, recording his [first MLB hit](#) with a two-run single off RHP **Carlos Carrasco** in the 4th inning.
- Recorded his [first career MLB home run](#) with a two-run shot off RHP **Joey Estes** on May 16 vs. OAK.
- Traded to TOR along with RHP **Jake Bloss** and INF **Will Wagner** in exchange for LHP **Yusei Kikuchi** on July 29.
- On Aug. 18 at CHC, drove in the game's only run with his first [home run](#) as a Blue Jay.
- Tied the game at 4-4 in the 9th inning on Aug. 23 vs. LAA with a [solo home run](#), his first at Rogers Centre.
- On Sept. 10 vs. NYM, notched a bat speed of 87.6 MPH on a groundout in the 5th inning, the 2nd fastest swing by a Blue Jay on the year.

Bold – career high; Red – league high

Year	Club and League	AVG	G	AB	R	H	2B	3B	HR	RBI	BB	IBB	SO	SB	CS	OBP	SLG	OPS	SH	SF	HBP
2021	Fayetteville (CAR)	.116	19	69	10	8	4	0	2	6	8	0	31	1	0	.276	.261	.537	0	2	8
2022	Fayetteville (CAR)	.304	82	296	51	90	17	3	9	45	40	1	76	30	9	.399	.473	.872	0	3	9
	Asheville (SAL)	.354	26	96	19	34	8	1	3	24	13	0	25	2	2	.434	.552	.986	0	2	2
2023	Asheville (SAL)	.265	8	34	4	9	2	2	1	5	2	0	8	3	0	.297	.529	.826	0	1	0
	Corpus Christi (TEX)	.296	84	314	60	93	20	1	19	57	47	3	81	20	3	.392	.548	.940	0	1	3
	Sugar Land (PCL)	.235	32	119	15	28	5	0	5	16	16	0	45	4	1	.333	.403	.736	0	1	2
2024	HOUSTON (AL)	.236	38	106	11	25	5	1	2	16	7	0	43	2	1	.299	.358	.657	1	1	3
	TORONTO (AL)	.197	43	137	13	27	8	3	2	9	6	0	52	2	1	.236	.343	.579	0	0	1
	2 Teams	.214	81	243	24	52	13	4	4	25	13	0	95	4	2	.264	.350	.614	1	1	4
	Sugar Land (PCL)	.272	39	162	41	44	7	1	13	33	21	2	53	9	1	.365	.568	.933	0	2	4
Minor Totals		.281	290	1090	200	306	63	8	52	186	147	6	319	69	16	.377	.496	.873	0	12	28
MAJOR TOTALS		.214	81	243	24	52	13	4	4	25	13	0	95	4	2	.264	.350	.614	1	1	4

HOME RUN BREAKDOWN

		ONE GAME										
Total	H	A	2	3	4	GS	LO	XN	IP	PH	RHP	LHP
4	3	1	0	0	0	0	0	0	0	0	3	1

TRANSACTIONS

- Selected by the Houston Astros in the 7th round of the 2021 First-Year Player Draft
- Traded to the Toronto Blue Jays along with RHP Jake Bloss and INF Will Wagner in exchange for Yusei Kikuchi on July 29, 2024



GAME HIGHS

ML Debut	April 30, 2024 vs. CLE	Stolen Bases	1 – 4x, last: Sept 24, 2024 vs. BOS
Runs	2 – 4x, last: Aug. 20, 2024 vs. CIN	Last ML Home Run	Aug. 23, 2024 vs. LAA
Hits	3 – June 21, 2024 vs. BAL	Longest Hitting Streak	5G – May 9-16, 2024
Home Runs	1 – 4x, last: Aug. 23, 2024 vs. LAA	Longest On-Base Streak	7G – July 5-14, 2024
RBI	2 – 6x, last: July 10, 2024 vs. MIA	Longest Hitless Streak	24AB – Aug 4-13, 2024

MILESTONES

Category	Date	Opponent	Pitcher	Notes
Hit	1 April 30, 2024	Cleveland	Carrasco	Single, 2R
Home Run	1 May 16, 2024	Oakland	Estes	2R
RBI	1 April 30, 2024	Cleveland	Carrasco	Single, 2R
Stolen Base	1 May 9, 2024	at New York (AL)	Marinaccio C-Wells	2nd base

PROFESSIONAL CAREER:

MINORS:

- After being selected in the First-Year Player Draft in 2021, made his professional debut at Single-A Fayetteville, recording eight total hits with four doubles, two home runs, and six RBI.
- In 2022, was named an MiLB.com Organization All-Star for the first time in his career, after batting .316 (124-for-392) with 70 runs scored, 25 doubles, 12 home runs, 69 RBI, 32 stolen bases, and a .900 OPS at High-A Asheville and Single-A Fayetteville...Among Astros Minor Leaguers (min. 450 PA), ranked 1st in AVG, 2nd in stolen bases, and 2nd in OPS...Earned a Carolina League Postseason All-Star selection, after hitting .304 (90-for-296) with 17 doubles, nine home runs, 45 RBI, and 30 stolen bases at Single-A...Spent time defensively at first base (32 G), second base (29 G), center field (19 G), left field (16 G), and right field (8 G).
- Named the 2023 Astros Minor League Player of the Year and Baseball America Astros Minor League player of the year, after appearing in a combined 124 games between High-A Asheville, Double-A Corpus Christi, and Triple-A Sugar Land, batting .278 (130-for-467) with 27 doubles, three triples, 25 home runs, 78 RBI, 65 walks, 27 stolen bases, a .510 SLG, and an .880 OPS...Was the only players in Astros system with at least 25 home runs and 25 stolen bases.
- Earned an MiLB.com Organization All-Star honour for the second consecutive season and was named a Texas League Postseason All-Star for the Double-A Corpus Christi Hooks...During his time in the Texas League, hit .296 with 20 doubles, a triple, 19 home runs, 57 RBI, 47 walks, and 20 stolen bases, ranking among the leaders in home runs (3rd) total bases (172, 2nd), extra-base hits (40, 2nd), SLG (.548, 3rd), OPS (.940, 4th), hits (93, 6th), doubles (7th), AVG (8th), and runs scored (60, 9th).
- Played all over the field defensively, appearing in 43 games at center field, 21 games at second base, 20 games in right field, 19 games at first base, and 14 games in left field.

Career-Highs - Statcast

	Speed/Distance	Date
Hardest Hit Ball:	110.1 MPH	July 10, 2024 vs. MIA
Farthest Hit Ball:	415 ft	Aug. 2, 2024 at NYY
Top Sprint Speed:	30.4 ft/s	June 26, 2024 vs. COL





NON-ROSTER

LOVELADY RICHARD

68
PITCHER

BIRTHDATE July 7, 1995
OPENING DAY AGE 29
BIRTHPLACE Hinesville, GA
RESIDENCE Glendale, AZ
INSTAGRAM @richardlovelady

BATS/THROWS L/L
HEIGHT/WEIGHT 6-0/185
CONTRACT STATUS signed thru 2025
M.L. SERVICE 3.008
OPTIONS USED 3 of 3

PERSONAL:

- Richard Tyler Lovelady.
- Graduated from First Presbyterian High School in Macon, GA, in 2013... Was selected First Team All-Region in 2012 and 2013...Earned the 2012 GISA Hurler of the Year award and also named a GISA All-Star pitcher...Named All-Region in 2012 and 2013.
- Spent two years at East Georgia College, before transferring to Kennesaw State University...In his lone year there in 2016, he went 4-3 while posting a 2.96 ERA over 37 appearances with four saves, 25 walks, 52 strikeouts, a 1.20 WHIP, and a 10.2 K/9...His 37 appearances ranked as the 2nd-most in Kennesaw State program history.

LAST SEASON:

- Signed with the Chicago Cubs as a minor league free agent...Made nine appearances at Spring Training, posting a 6.75 ERA (6 ER/8.0 IP) with four walks and 13 strikeouts...Was then assigned to Triple-A Iowa...Made eight appearances with Iowa, allowing seven earned runs over 10.0 innings (6.30 ERA), while walking none and striking out 15 batters...Selected to the MLB roster on April 28th.
- After being recalled from Triple-A, made his season debut on April 28 at BOS, throwing a shutout inning with a walk and a strikeout.
- In his time with Chicago, he made a total of seven appearances, posting a 7.94 ERA with a 4.41 FIP, a 7.1% walk rate, and a 21.4% strikeout rate...Was designated for assignment on May 14th and then traded to the Tampa Bay Rays on May 18th.
- After being acquired by the Rays, he made his debut for the team on May 20 vs. BOS, throwing 1.0 shutout inning...He made eight appearances, allowing six earned runs over 7.1 innings (7.36 ERA), before being placed on the injured list from June 8-Aug. 8.
- Went on rehab assignment with the Florida Complex League Rays and Triple-A Durham, making 11 appearances allowing six earned runs over 10.1 innings (5.23 ERA) with a pair of walks, 13 strikeouts, and a .205 opponent AVG.
- After being activated from the injured list, he spent the remainder of the season at the MLB level, posting a 3.00 ERA (5 ER/15.0 IP) over 15 appearances with eight walks, 10 strikeouts, a 1.13 WHIP, and a .173 opponent AVG.
- Between the Majors and Triple-A, appeared in 55 games, going 5-8 with a 4.31 ERA (27 ER/56.1 IP) 2.66 FIP, 1.31 WHIP, 5.3% walk rate, 23.8% strikeout rate, 30.6% chase rate, and a 52.4% groundball rate.

Bold – career high; Red – league high

Year	Club & League	W-L	ERA	G	GS	CG	SHO	SV	IP	H	R	ER	HR	HB	BB	IBB	SO	WP	BK	AVG
2016	Royals (ARI)	2-0	1.74	8	0	0	0	3	10.1	4	5	2	0	0	2	0	14	1	0	.111
	Idaho Falls (PION)	0-1	1.84	13	0	0	0	6	14.2	10	4	3	0	1	7	0	16	2	0	.200
2017	Wilmington (CARL)	1-0	1.08	21	0	0	0	7	33.1	18	5	4	0	2	4	0	41	2	1	.154
	Northwest Arkansas (TL)	3-2	2.16	21	0	0	0	3	33.1	28	12	8	1	0	13	3	36	1	1	.228
2018	Omaha (PCL)	3-3	2.47	46	0	0	0	9	73.0	53	24	20	3	2	21	3	71	1	0	.204
2019	KANSAS CITY (AL)	0-3	7.65	25	0	0	0	0	20.0	30	17	17	2	1	8	2	17	1	0	.353
	Omaha (PCL)	1-2	3.08	24	0	0	0	4	26.1	26	11	9	1	2	7	2	29	0	0	.265
2020	KANSAS CITY (AL)	0-0	9.00	1	0	0	0	0	1.0	1	1	1	1	0	1	0	0	0	0	.333
2021	KANSAS CITY (AL)	2-0	3.48	20	0	0	0	1	20.2	16	9	8	3	1	6	1	23	1	0	.211
	Omaha (AAAE)	0-0	1.08	7	0	0	0	0	8.1	5	1	1	0	1	4	1	9	1	0	.179
2022	Northwest Arkansas (TL)	0-0	0.00	1	0	0	0	0	1.0	0	0	0	0	0	1	0	2	0	0	.000
	Omaha (IL)	0-0	0.00	3	0	0	0	0	3.0	1	0	0	0	0	1	0	7	0	0	.100
2023	OAKLAND (AL)	0-3	4.63	27	0	0	0	0	23.1	15	13	12	3	3	10	0	24	0	0	.188
	Stockton (CALL)	0-0	9.00	1	0	0	0	0	1.0	1	1	1	1	0	0	0	1	0	0	.250
	Gwinnett (IL)	0-1	7.20	4	0	0	0	0	5.0	4	4	4	0	1	2	0	4	0	0	.222
2024	CHICAGO (NL)	0-1	7.94	7	0	0	0	0	5.2	9	5	5	1	0	2	0	6	0	0	.346
	TAMPA BAY (AL)	3-5	3.77	28	0	0	0	2	28.2	25	13	12	2	2	9	1	20	1	0	.236
	2 Teams	3-6	4.46	35	0	0	0	2	34.1	34	18	17	3	2	11	1	26	1	0	.258
	FCL Rays (FCL)	0-0	54.00	1	1	0	0	0	0.2	3	4	4	0	0	1	0	1	0	0	.600
	Iowa (IL)	1-2	5.84	10	0	0	0	0	12.1	22	8	8	0	0	1	0	20	0	0	.373
	Durham (IL)	1-0	1.86	10	0	0	0	0	9.2	5	3	2	0	1	1	0	12	0	0	.147
Minor Totals		12-11	2.56	170	1	0	0	32	232.0	180	82	66	6	11	64	9	263	8	2	.213
MAJOR TOTALS		5-12	4.98	108	0	0	0	3	99.1	96	58	55	12	7	36	4	90	3	0	.255

TRANSACTIONS

- Selected by the Kansas City Royals in the 10th round of the 2016 First-Year Player Draft
- On injured list (left UCL sprain) from Aug. 29, 2021 for the remainder of the season
- Signed by the Kansas City Royals on Dec. 1, 2021
- Traded to the Atlanta Braves in exchange for cash considerations on March 30, 2023
- Claimed off waivers by the Oakland Athletics on April 13, 2023
- On injured list (strained left elbow) from June 16-July 2, 2023
- On injured list (strained left elbow) from July 14, 2023 for the remainder of the season
- Signed by the Chicago Cubs on Jan. 31, 2024
- Traded to the Tampa Bay Rays in exchange for LHP Jeff Belge on May 18, 2024
- On injured list (left forearm flexor strain) from June 8-Aug. 8, 2024
- Signed by the Toronto Blue Jays on Jan. 22, 2025



GAME HIGHS

ML Debut	April 9, 2019 vs. SEA	ER Allowed	3 – 3x, last: May 6, 2024 vs. SD
Innings Pitched:		HR Allowed	2 – July 4, 2021 vs. MIN
Starter	None	Low Hit CG	None
Reliever	2.0 – 8x, last: Aug. 30, 2024 vs. SD	Last Win	Aug. 8, 2024 at STL
Walks:		Last Save	Sept. 12, 2024 at CLE
Starter	None	Last CG	None
Reliever	2 – 4x, last: Sept. 1, 2024 vs. SD	Last ShO	None
Strikeouts:		Last Start	None
Starter	None	Last Relief App.	Sept. 29, 2024 at BOS
Reliever	3 – July 29, 2021 vs. CWS	Longest Win Streak	2G – 2x, last: June 5-Aug. 8, 2024
Hits Allowed	4 – 2x, last: May 25, 2024 vs. KC	Longest Losing Streak	6G – May 2, 2023-May 25, 2024
		Scoreless Innings Streak	9.1 – Aug. 11, 2021-April 16, 2023

MILESTONES

Category	Date	Opponent	Notes
Win	1 July 2, 2021	Minnesota	as a reliever - 2.0 IP, 1H, 0ER, 1BB, 1K
Save	1 Aug. 8, 2021	at St. Louis	1.0 IP, 2K

PROFESSIONAL CAREER:

MINORS:

- Made his professional debut in 2016 at the Rookie-ball level with the Arizona League Royals and Idaho Falls...Made a combined 21 appearances, going 2-1 while posting a 1.80 ERA (5 ER/25.0 IP) with a 0.92 WHIP, nine walks, 30 strikeouts, and a 10.8 K/9...Threw 15 consecutive scoreless outings from May 7-June 30, totalling 25.1 innings.
- Named an MiLB.com Organization All-Star as well as a CAR Mid-Season All-Star for the 2017 season, after spending the campaign between High-A Wilmington and Double-A Northwest Arkansas...In the Carolina League with Wilmington, posted a 1.08 ERA (4 ER/33.1 IP) in 21 appearances with four walks, 41 strikeouts, and a 0.66 WHIP...Also made 21 appearances at Double-A, going 3-2 with a 2.16 ERA (8 ER/33.1 IP), 13 walks, and 36 strikeouts...Between both levels, recorded a 1.62 ERA (12 ER/66.2 IP) with 10 saves, 17 walks, 77 strikeouts, 0.95 WHIP, and a .192 opponent AVG...Ranked 2nd among Pacific Coast League relievers in opponent AVG, holding batters to a .204 AVG (54-for-260).
- Named the Triple-A Omaha Pitched of the Year in the 2018 campaign, going 3-3 while posting a 2.47 ERA (20 ER/73.0 IP) in 46 contests with 21 walks, 71 strikeouts, and a 1.01 WHIP.

2019:

- Split the season between the Majors and Triple-A Omaha.
- Made his MLB debut on April 9 vs. SEA, tossing 1.0 scoreless inning with a pair of strikeouts...Got **Mallex Smith** swinging on a 2-2 slider for his first career MLB strikeout.
- Made 25 appearances for the Royals, going 0-3 with a 7.65 ERA (17 ER/20.0 IP), eight walks, 17 strikeouts, and a 1.90 WHIP.
- Between the Majors and Triple-A, appeared in 49 contests posting a 5.05 ERA (26 ER/46.1 IP) with a 3.24 FIP, 1.53 WHIP, 7.1% walk rate, 21.9% strikeout rate, and a 54.9% groundball rate.

2020:

- Made the Opening Day roster for the first time in his career.
- Appeared in one contest at the MLB level.

2021:

- Pitched in 20 games for the Royals on the year, going 2-0 with a 3.92 ERA (8 ER/20.2 IP), 23 strikeouts, and a 10 K/9.
- Made seven appearances for Triple-A Omaha, recording a 1.08 ERA (1 ER/8.1 IP).
- Between both levels, posted a 2.79 ERA, a 3.55 FIP, 1.07 WHIP, .202 opponent AVG, an 8.5% walk rate, 27.4% strikeout rate, .260 wOBA, 28.8% whiff rate, 29.1% chase rate, and a 53.4% groundball rate.
- Placed on the injured list with a left UCL sprain from Aug. 29 through the end of the season...Transferred to the 60-day injured list on Sept. 15.
- Elected free agency on Nov. 30, before signing a minor league contract with the Royals a day later.

2022:

- Underwent Tommy John surgery on Sept. 3, 2021.
- Appeared in only four contests on the year, splitting them between Double-A Northwest Arkansas and Triple-A Omaha...Did not allow a run in 4.0 innings.

2023:

- Traded to the Atlanta Braves in exchange for cash considerations prior to the 2023 season...Was then optioned to Triple-A Gwinnett.
- Made five appearances for Gwinnett, giving up four earned runs in 5.0 innings of work with four strikeouts.
- Claimed off waivers by the Oakland Athletics on April 13.
- Appeared in 27 games for the Athletics, recording a 4.63 ERA (12 ER/23.1 IP) with 10 walks, 24 strikeouts, 1.07 WHIP, and a .188 opponent AVG.
- Had two stints on the injured list...Placed on the 15-day injured list from June 16-July 2 with a strained left elbow, making one appearance at Single-A Stockton...Went back on the IL on July 14 again with a strained left elbow, before being transferred to the 60-day IL on Aug. 23, ending his season.

Statcast Data

	2024	Career
Strikeout %:	17.7	21.1
Walk %:	7.5	8.4
Hard Hit %:	46.3	41.5
Fastest Pitch:	96.0 MPH	Aug. 6, 2019 at BOS





LUCAS EASTON

62
PITCHER

BIRTHDATE September 23, 1996
OPENING DAY AGE 28
BIRTHPLACE Thousand Oaks, CA
RESIDENCE Tallahassee, FL
INSTAGRAM @elucas51

BATS/THROWS L/L
HEIGHT/WEIGHT 6-4/210
CONTRACT STATUS signed thru 2025
M.L. SERVICE 0.047
OPTIONS USED 1 of 3

PERSONAL:

- Easton James Lucas.
- Graduated from Brethren High School in Simi Valley, CA, where he played three years of varsity...As a senior, posted a 0.54 ERA in 52.0 total innings with 83 strikeouts, while throwing three no-hitters...Named to the All-League First Team and All-State Second Team.
- Attended Pepperdine University for four years, going 10-11 while posting a 4.29 ERA (82 ER/172.0 IP) with 52 walks, 145 strikeouts, and a 1.27 WHIP across 44 combined appearances (30 starts)...Named to the All-WCC Second Team as a senior, after going 5-4 while posting a 3.87 ERA (33 ER/76.2 IP) with 16 walks, a team-high 71 strikeouts, and a 1.16 WHIP.

LAST SEASON:

- Made four appearances during Spring Training, going 2-0 while posting a 3.00 ERA (1 ER/3.0 IP) with a walk and three strikeouts...Was assigned to Triple-A Las Vegas...Appeared in 11 games with Las Vegas, going 1-2 with a 2.87 ERA (5 ER/15.2 IP), 1.28 WHIP, an 11.9% walk rate, and a 19.4% strikeout rate.
- Selected to MLB roster on May 8th, making his season debut the same day, allowing a pair of runs over 1.0 inning with a walk and two strikeouts...Made a total of three appearances with the Athletics, allowing six earned runs over 3.2 innings (14.73 ERA).
- After being designated for assignment, was then claimed off waivers by the Detroit Tigers and then assigned to Triple-A Toledo...In 16 appearances with Toledo, he posted a 4.38 ERA (12 ER/24.2 IP) with a 3.10 FIP, 1.38 WHIP, 11.3% walk rate, and 30.2% strikeout rate.
- Recalled to MLB roster with Detroit on July 21st, allowing a pair of earned runs in 3.1 innings (5.40 ERA) over three appearances...Was then assigned back to Triple-A Toledo, posting a 1.04 ERA over five appearances.
- Was claimed off waivers by the Blue Jays on Aug. 19th, after being designated for assignment three days prior...Assigned to Triple-A Buffalo, where he made six appearances (three starts) posting a 1.37 ERA with a 2.11 FIP, 0.66 WHIP, .123 opponent AVG, 6.8% walk rate, 28.8% strikeout rate, 32.4% whiff rate, and a 38.1% chase rate.
- Finished the season making two appearances with the Blue Jays after being recalled to the MLB roster on Sept. 24th...Allowed six earned runs over 4.2 innings.
- Between the Majors and Triple-A, made a combined 46 appearances going 4-2 while recording a 3.92 ERA with a 3.45 FIP, 1.28 WHIP, 10.9% walk rate, 24.4% strikeout rate, 28% whiff rate, and 31.3% chase rate.

Bold – career high; Red – league high

Year	Club & League	W-L	ERA	G	GS	CG	SHO	SV	IP	H	R	ER	HR	HB	BB	IBB	SO	WP	BK	AVG
2019	GCL Marlins (GCL)	1-0	0.00	1	0	0	0	0	3.0	3	0	0	0	0	0	0	1	0	0	.273
	Batavia (NYPL)	0-2	3.98	12	9	0	0	0	31.2	26	14	14	3	2	9	0	40	1	0	.222
2021	Aberdeen (HAE)	3-1	3.96	27	0	0	0	1	38.2	35	19	17	5	3	13	0	50	2	0	.243
2022	Bowie (EL)	3-1	4.76	32	0	0	0	1	56.2	50	32	30	6	3	25	0	65	4	1	.236
2023	OAKLAND (AL)	0-0	8.10	6	0	0	0	0	6.2	10	6	6	1	0	4	1	7	2	0	.323
	Bowie (EL)	1-0	1.59	11	0	0	0	0	17.0	9	3	3	2	0	4	0	24	0	0	.155
	Norfolk (IL)	0-0	4.61	10	0	0	0	1	13.2	10	8	7	4	0	9	0	14	1	0	.196
	Las Vegas (PCL)	0-0	5.63	15	0	0	0	0	16.0	28	11	10	3	0	4	1	13	1	0	.394
2024	OAKLAND (AL)	0-0	14.73	3	0	0	0	0	3.2	8	7	6	0	0	3	0	6	0	0	.400
	DETROIT (AL)	1-0	5.40	3	0	0	0	0	3.1	3	2	2	0	1	2	0	2	0	0	.250
	TORONTO (AL)	0-0	11.57	2	0	0	0	0	4.2	6	6	6	1	0	4	0	2	0	0	.333
	3 Teams	1-0	10.80	8	0	0	0	0	11.2	17	15	14	1	1	9	0	10	0	0	.340
	Las Vegas (PCL)	2-0	2.87	11	1	0	0	0	15.2	12	6	5	2	1	8	2	13	0	0	.211
	Toledo (IL)	1-1	3.51	21	0	0	0	1	33.1	29	14	13	2	0	15	0	39	3	0	.240
	Buffalo (IL)	0-1	1.37	6	3	0	0	0	19.2	8	5	3	0	2	5	0	21	0	0	.123
Minor Totals		11-6	3.74	146	13	0	0	4	245.1	210	112	102	27	11	92	3	280	12	1	.232
MAJOR TOTALS		1-0	9.82	14	0	0	0	0	18.1	27	21	20	2	1	13	1	17	2	0	.333

TRANSACTIONS

- Selected by the Miami Marlins in the 14th round of the 2019 First-Year Player Draft
- Traded to the Baltimore Orioles in exchange for INF Jonathan Villar on December 2, 2019
- Traded to the Oakland Athletics in exchange for RHP Shintaro Fujinami on July 19, 2023
- Claimed off waivers by the Detroit Tigers on May 18, 2024
- Claimed off waivers by the Toronto Blue Jays on August 19, 2024



GAME HIGHS

ML Debut	Sept. 8, 2023 at TEX	ER Allowed	4 – Sept. 19, 2023 vs. SEA
Innings Pitched:		HR Allowed	1 – Sept. 13, 2023 at TEX
Starter	None	Low Hit CG	None
Reliever	2.0 – 2x, last: July 25, 2024 at CLE	Last Win	July 25, 2024 at CLE
Walks:		Last Save	None
Starter	None	Last CG	None
Reliever	2 – Sept. 8, 2023 at TEX	Last ShO	None
Strikeouts:		Last Start	None
Starter	None	Last Relief App.	July 28, 2024 vs. MIN
Reliever	4 – May 10, 2024 at SEA	Longest Win Streak	1G – July 25, 2024 at CLE
Hits Allowed	4 – Sept. 19, 2023 vs. SEA	Longest Losing Streak	None
		Scoreless Innings Streak	2.0 – 2x, last: July 25, 2024

MILESTONES

Category	Date	Opponent	Notes
Win	1 July 25, 2024	at Cleveland	as a reliever - 2.0 IP, 0H, 0ER, 0BB, 2K

PROFESSIONAL CAREER:

MINORS:

- In 2019, started his professional career with the GCL Marlins, making one appearance before being promoted to Short Single-A Batavia...Combined for a 1-2 record and a 3.63 ERA in 13 games (nine starts) with nine walks, 41 strikeouts, 1.10 WHIP, and 10.6 K/9...Struck out a minor league career-high eight in 3.1 innings in the second game of an Aug. 7 doubleheader at Williamsport.
- Traded to the Baltimore Orioles in December of 2020...Did not pitch professionally due to the COVID-19 pandemic... Participated in the Orioles Fall Instructional League camp at the Ed Smith Stadium complex in Sarasota.
- Spent the entirety of the 2021 campaign at High-A Aberdeen, going 3-1 while posting a 3.96 ERA (17 ER/38.2 IP) with 13 walks, 50 strikeouts, and a 1.24 WHIP.
- In 2022, pitched in 32 games for Double-A Bowie and had a 3-1 record with one save and a 4.76 ERA (30 ER/56.2 IP), while amassing 25 walks, 65 strikeouts, and a 1.32 WHIP.

2023:

- Started the campaign at Double-A Bowie, recording a 1.59 ERA (3 ER/17.0 IP) in 11 appearances.
- Promoted to Triple-A Norfolk, where he posted a 4.61 ERA (7 ER/13.2 IP) in 10 games.
- Traded to the Oakland Athletics on July 19 and reported to Triple-A Las Vegas, where he made 15 appearances posting a 5.63 ERA (10 ER/16.0 IP).
- Selected to the Major League roster for the first time on September 6...Made his MLB debut on September 8 at Texas, allowing one run on a pair of hits and a pair of walks with one strikeout in 1.0 inning of work...Got **Corey Seager** swinging for his [first career strikeout](#).
- Made six appearances for the Athletics, posting an 8.10 ERA in 6.2 total innings.

Statcast Data

	2024	Career
Strikeout %:	16.4	17.7
Walk %:	14.8	13.5
Hard Hit %:	36.6	40.0
Fastest Pitch:	96.6 MPH	July 25, 2024 at CLE





LUKES NATHAN

38

OUTFIELDER

BIRTHDATE July 12, 1994
 OPENING DAY AGE 30
 BIRTHPLACE Portland, OR
 RESIDENCE Phoenix, AZ
 INSTAGRAM @nathanlukes33

BATS/THROWS L/R
 HEIGHT/WEIGHT 5-11/190
 CONTRACT STATUS signed thru 2025
 M.L. SERVICE 0.145
 OPTIONS USED 2 of 3

PERSONAL:

- Nathan Donald Lukes...Pronounced "Lucas".
- Attended Center High School in Antelope, CA.
- Played at Sacramento State for three years, batting .336 over 183 games with 37 doubles, nine triples, nine home runs, 96 RBI, and 27 stolen bases (.858 OPS).

LAST SEASON:

- Between the Majors and Triple-A on the year, appeared in a total of 76 contests batting .325 (92-for-283) with 11 doubles, two triples, eight homers, 43 runs, 41 RBI, a 9.9% walk rate, a 14% strikeout rate, a .394 OP, a .373 wOBA, and an .857 OPS.
- Against right-handed pitching at the MLB level, batted .328 (21-for-64) with three doubles, two triples, a homer, 10 RBI, eight walks, and an .871 OPS.
- On the minor league injured list from June 9-Aug. 15 after undergoing surgery on a torn UCL in his left thumb.
- Recalled from Triple-A Buffalo on Aug. 30.
- On Aug. 31 at MIN, went 4-for-6 with a double, a triple, and a career-high two RBI...Was his [first career four-hit game](#) with his second career double and second career triple.
- On Sept. 28 vs. MIA, hit his [first career home run](#) with a solo shot to right field off RHP **Xzavion Curry** in the 1st inning... Became the 4th-oldest player in franchise history to hit his first career home run (30y, 78d), trailing only **Munenori Kawasaki** (32y, 18d), **Ken Huckaby** (31y, 160d), and **Howie Clark** (30y, 116d).
- Played in 16 games at Spring Training, going 18-for-40 (.450) with four doubles, a triple, six RBI, and a 1.100 OPS.

Bold – career high; Red – league high

Year	Club and League	AVG	G	AB	R	H	2B	3B	HR	RBI	BB	IBB	SO	SB	CS	OBP	SLG	OPS	SH	SF	HBP
2015	Mahoning Valley (NYP)	.313	5	16	4	5	2	0	0	5	2	0	4	0	0	.389	.438	.826	0	0	0
2016	Lake County (MIDW)	.301	89	342	54	103	21	8	5	32	37	0	60	14	8	.375	.453	.828	4	4	6
	Lynchburg (CARL)	.261	5	23	3	6	1	0	0	1	0	0	5	1	0	.261	.304	.565	0	0	0
	Charlotte (FL)	.194	21	67	5	13	1	0	1	4	3	0	9	0	1	.229	.254	.482	1	0	0
2017	Charlotte (FL)	.400	6	20	3	8	1	0	0	3	2	0	4	1	2	.455	.450	.904	0	0	0
	Montgomery (SOUL)	.270	98	359	46	97	15	5	3	35	32	1	71	6	8	.330	.365	.695	4	6	3
2018	Montgomery (SOUL)	.278	115	435	62	121	29	3	6	51	31	0	93	9	4	.331	.400	.730	6	6	6
2019	Durham (IL)	.219	91	260	26	57	8	3	4	31	26	0	56	7	3	.294	.319	.613	2	4	3
2021	Durham (AAAE)	.303	85	294	50	89	31	1	4	44	21	0	41	2	2	.352	.456	.808	2	5	4
2022	Buffalo (IL)	.285	111	428	62	122	25	1	11	61	47	3	89	20	3	.364	.425	.789	0	2	7
2023	TORONTO (AL)	.192	29	26	4	5	1	1	0	2	4	0	9	0	0	.290	.308	.598	0	1	0
	Buffalo (IL)	.366	48	202	39	74	16	1	5	32	17	1	25	3	1	.423	.530	.953	0	0	3
2024	TORONTO (AL)	.303	22	76	13	23	4	2	1	10	10	0	9	1	0	.371	.447	.818	2	3	0
	Dunedin (FL)	.364	3	11	3	4	0	0	0	1	1	0	4	0	0	.417	.364	.781	0	0	0
	Buffalo (IL)	.333	54	207	30	69	7	0	7	31	22	0	36	4	2	.403	.469	.872	0	0	2
Minor Totals		.288	731	2664	387	768	157	22	46	331	241	5	497	67	34	.352	.416	.768	19	27	34
MAJOR TOTALS		.275	51	102	17	28	5	3	1	12	14	0	18	1	0	.350	.412	.762	2	4	0

TRANSACTIONS

- Selected by the Cleveland Indians in the 7th round of the 2015 First-Year Player Draft
- Traded to the Tampa Bay Rays along with RHP Jhonleider Salinas in exchange for OF Brandon Guyer on August 3, 2016
- Signed by the Toronto Blue Jays on November 29, 2021

GAME HIGHS

ML Debut	March 30, 2023 at STL	Stolen Bases	1 – Sept. 11, 2024 vs. NYM
Runs	2 – 2x, last: Sept. 14, 2024 vs. STL	Last ML Home Run	Sept. 28, 2024 vs. MIA
Hits	4 – Aug. 31, 2024 at MIN	Longest Hitting Streak	4G – 2x, last: Sept 20-23, 2024
Home Runs	1 – Sept. 28, 2024 vs. MIA	Longest On-Base Streak	6G – Aug. 30-Sept. 8, 2024
RBI	2 – Aug. 31, 2024 at MIN	Longest Hitless Streak	9AB – 2x, last: Sept 8-13, 2024

MILESTONES

Category	Date	Opponent	Pitcher	Notes
Hit	1 May 21, 2023	Baltimore	Kremer	Single
Home Run	1 Sept. 28, 2024	Miami	Curry	1R
RBI	1 June 10, 2023	Minnesota	Ryan	Sacrifice Fly
Stolen Base	1 Sept. 11, 2024	New York (NL)	Manaea	2nd base
			C-Alvarez	



PROFESSIONAL CAREER:

MINORS:

- In 2015, spent his 1st professional season in Class-A (short) with Mahoning Valley...Played just five games, going 5-for-16 (.313) with a pair of doubles and five RBI.
- Split the first half of the 2016 campaign between Class-A Lake County and Advanced-A Lynchburg before being traded to the Rays organization on Aug. 3...Played the rest of the year with Tampa's Advanced-A squad in Charlotte.
- Started the 2017 season in Charlotte before earning a promotion to Double-A Montgomery...Combined to hit .277 (105-for-379) with 16 doubles, five triples, three homers, and 38 RBI.
- Spent the entirety of the 2018 season with Montgomery, earning himself a Southern League Mid-Season All-Star nod...Finished the year with a .278 batting average to go along with 29 doubles, three triples, six home runs, and 51 RBI.
- Played for Triple-A Durham in 2019, his 1st season at the Triple-A level, and hit .219 with 15 extra-base hits across 91 contests.
- Did not play in 2020 due to the cancelled Minor League season...Worked out at Helix for the summer, a fitness centre in Scottsdale, AZ, and was often joined there by **Randal Grichuk** until the Major League season began.
- Spent the entire 2021 season with the Triple-A Durham Bulls, batting .303 (89-for-294) with 31 doubles, a triple, four homers, and 44 RBI (.909 OPS)...His 31 doubles were tied with teammate **Vidal Brujan** for the most among Triple-A East batters.
- Spent the full 2022 season with Triple-A Buffalo, batting .285 (122-for-428) over 111 games.
- Named the Bisons' Stan Barron Most Valuable Player...Led the team in total bases (181), runs (59), extra-base hits (37), home runs (11), and RBI (61)...Was also 20-for-23 in stolen base attempts (87%), trailing only **Samad Taylor** (23) for the most swipes on the team.
- Made starts in all three outfield positions, committing just two errors in 202 total chances.
- On June 4 at Frontier Field against Rochester, delivered an inside-the-park [home run](#) with the bases loaded...Marked Buffalo's first inside-the-parker since **Ryan Goins** on May 29, 2013 at DUR, and is believed to be the only inside-the-park grand slam in the modern era of the franchise.
- Selected to the 40-man roster in November.

2023:

- Named to his 1st career Opening Day roster.
- Made his **MLB Debut** on March 30 at STL, coming in as a pinch-runner in the 7th inning before coming around to [score](#) on a **Matt Chapman** single.
- Optioned to Triple-A Buffalo on April 7, July 19, Aug. 18, and Sept. 14...Recalled on April 17, July 8, Aug. 8, and Sept. 12.
- Made his 1st career start on April 19 at HOU (0-2, BB).
- Singled in the 4th inning off **Dean Kremer** on May 21 vs. BAL for his [1st career hit](#).
- Drove in the game-winning run with an [RBI double](#) in the 10th inning on July 9 at DET.
- Appeared in 48 contests the Bisons, batting .366 (74-for-202) with 22 extra-base hits and 32 RBI (.953 OPS).

Career-Highs - Statcast

	Speed/Distance	Date
Hardest Hit Ball:	104.3 MPH	Sept. 27, 2024 vs. MIA
Farthest Hit Ball:	411 ft	Aug. 31, 2024 at MIN
Top Sprint Speed:	29.0 ft/s	Sept. 13, 2023 vs. TEX





MACKO ADAM

64
PITCHER

BIRTHDATE December 30, 2000
OPENING DAY AGE 24
BIRTHPLACE Bratislava, Slovakia
RESIDENCE Vancouver, BC
INSTAGRAM @a.mcko

BATS/THROWS L/L
HEIGHT/WEIGHT 6-0/215
CONTRACT STATUS signed thru 2025
M.L. SERVICE 0.000
OPTIONS USED 1 of 3

PERSONAL:

- Adam Macko.
- Born in Bratislava, Slovakia, and spent time in Ireland with his family before moving to Alberta as a 14-year old...Pitched at Vauxhall Academy in high school before being selected by the Mariners in the 7th round of the 2022 draft.
- Grew up watching and mimicking **Justin Verlander**'s mechanics.
- Listed as the Blue Jays 9th-ranked prospect entering the 2024 season, according to MLB.com...Ranked as the 16th-highest prospect according to Baseball America...Currently listed as the Blue Jays 16th-ranked prospect entering the 2025 season, according to MLB.com.

LAST SEASON:

- Began the season at Double-A New Hampshire, where he made a total of 16 starts, going 5-5 with a 4.87 ERA (44 ER/81.1 IP) with a 3.52 FIP, a 1.22 WHIP, a .231 opponent AVG, an 8.8% walk rate, a 26.4% strikeout rate, and a 28% whiff rate.
- Placed on the 7-day injured list (retroactive to July 5) on July 6th...Sent on rehab assignment with Single-A Dunedin, posting a 1.00 ERA (1 ER/9.0 IP) over three starts with a pair of walks, 12 strikeouts, and a 0.78 WHIP.
- Finished the campaign at Triple-A Buffalo, allowing three earned runs over 3.0 innings on four hits and three walks with three strikeouts.
- Made a total of 20 starts across three levels, posting a 5-5 record with five quality starts, a 4.63 ERA (48 ER/93.1 IP), 3.74 FIP, 1.21 WHIP, 9% walk rate, and a 26.9% strikeout rate.

Bold – career high; Red – league high

Year	Club & League	W-L	ERA	G	GS	CG	SHO	SV	IP	H	R	ER	HR	HB	BB	IBB	SO	WP	BK	AVG
2019	Mariners (ARIZ)	0-3	3.38	8	2	0	0	0	21.1	19	10	8	1	2	11	0	31	3	0	.241
	Everett (NORW)	0-0	0.00	1	0	0	0	0	2.0	0	0	0	0	0	1	0	1	0	0	.000
2021	Modesto (LAW)	2-2	4.59	9	9	0	0	0	33.1	29	19	17	1	2	21	0	56	5	0	.223
2022	Everett (NORW)	0-2	3.99	8	8	0	0	0	38.1	33	18	17	4	4	20	0	60	5	0	.234
2023	Vancouver (NORW)	5-5	4.81	20	20	0	0	0	86.0	76	51	46	7	8	40	0	106	9	2	.239
2024	Dunedin (FL)	0-0	1.00	3	3	0	0	0	9.0	5	1	1	1	0	2	0	12	0	0	.161
	New Hampshire (EL)	5-5	4.87	16	16	0	0	0	81.1	69	45	44	7	9	30	0	90	7	2	.231
	Buffalo (IL)	0-0	9.00	1	1	0	0	0	3.0	4	3	3	2	0	3	0	3	2	0	.308
Minor Totals		12-17	4.46	66	59	0	0	0	274.1	235	147	136	23	25	128	0	359	31	4	.231

TRANSACTIONS

- Selected by the Seattle Mariners in the 7th round of the 2019 First-Year Player Draft
- Traded to the Toronto Blue Jays along with RHP Erik Swanson in exchange for OF Teoscar Hernández on Nov. 16, 2022.

PROFESSIONAL CAREER:

MINORS:

- Split his first professional season in 2019 between the Mariners' Rookie-level squad (8G) and Low-A Everett (1G)...Combined to go 0-3 with a 3.09 ERA (8 ER/23.1 IP).
- Did not pitch in 2020 due to the cancelled Minor League season.
- Spent the 2021 campaign with Single-A Modesto, going 2-2 with a 4.59 ERA (17 ER/33.1 IP) over nine starts with 21 walks and 56 strikeouts.
- Made just 8 starts for High-A Everett in 2022 after dealing with elbow and knee injuries...Pitched to a 3.99 ERA (17 ER/38.1 IP) with 20 walks and 60 strikeouts...Traded to the Blue Jays following the season along with **RHP Erik Swanson** in exchange for **OF Teoscar Hernández**.
- Spent his first season in the Blue Jays organization in 2023 with High-A Vancouver, going 5-5 with a 4.81 ERA (46 ER/86.0 IP) over 20 starts with 40 walks and 106 strikeouts...Was one of only nine Blue Jays farmhands to reach 100 strikeouts on the season, and was the youngest to do so at the age of 22...Earned his first career Pitcher of the Week nod for the week of Sept. 4-10...Threw 5.0 hitless innings on Sept. 5 at TRI with two walks and eight strikeouts, allowing a runner to reach second base only once...Was named to the Blue Jays' 40-man roster in November to protect him from the Rule 5 Draft.





MANOAH

ALEK

6

PITCHER

BIRTHDATE January 9, 1998
 OPENING DAY AGE 27
 BIRTHPLACE Homestead, FL
 RESIDENCE Miami, FL
 INSTAGRAM @alek_manoah6

BATS/THROWS R/R
 HEIGHT/WEIGHT 6-6/290
 CONTRACT STATUS signed thru 2025
 M.L. SERVICE 3.063
 OPTIONS USED 1 of 3

PERSONAL:

- Alek Isaac Manoah.
- Brother to **Erik Manoah Jr.** who was drafted by the Mets in 2014 and joined the Angels organization after a trade in 2016... Works out of Erik's Miami gym in the offseason.
- Attended South Dade High School in his hometown of Homestead, FL...Now hosts an annual baseball camp there every January.
- Went on to pitch for West Virginia University...Posted a 2.81 ERA with 249 strikeouts in 218.0 innings over three seasons.
- Selected 11th overall by the Blue Jays in the 2019 First-Year Player Draft, the second-highest pitcher taken in the draft behind LHP **Nick Lodolo** of the Reds (6th overall).
- Ranked by Baseball America as Toronto's 5th-best prospect in 2020 and listed at 7th going into the 2021 season.
- Since entering the league in 2021, has held opposing right-handed hitters to a .178 AVG, the 3rd-best mark among qualified hurlers (**Cristian Javier** - .165, **Josh Hader** - .171).

LAST SEASON:

- Began the 2024 season with Triple-A Buffalo...On April 30 at IND, pitched 6.0 innings of one-run ball, allowing a pair of hits and a pair of walks with 12 strikeouts...The 12 punchouts matched his career high as a professional...Induced 19 swing-and-misses on the night, including 13 whiffs on his slider alone.
- Made his MLB season debut on May 5 at WAS, pitching 4.0 innings allowing seven runs (six earned) on six hits with four walks and six strikeouts...Threw a sinker to **Jacob Young** in the 2nd inning that reached 96.5 MPH, his hardest pitch thrown in the Majors since Sept. 7, 2022 at BAL (96.5 MPH).
- Pitched 7.0 innings on May 12 vs. MIN, allowing three runs (0 earned) on four hits with a walk and six strikeouts...Marked his first quality start of the season and his first since Aug. 4, 2023 at BOS...Pitched 7.0 innings for the first time since April 22, 2023 at NYY...Generated 15 total whiffs on the afternoon, his most in a single game since Sept. 24, 2022 at TB.
- Earned his first win of the season after tossing 7.0 innings of one-hit, shutout ball on May 19 vs. TB, walking a single batter while punching out seven...Pitched at least 7.0 frames in consecutive starts for the first time since Sept. 2-7, 2022...Allowed no earned runs in consecutive games for the fourth time in his career (last: Sept. 24-30, 2022)...With his strikeout of **José Caballero** in the 3rd inning, reached **400 career strikeouts** in his 73rd MLB game, the 2nd-fastest player in Blue Jays history to reach the mark (**Juan Guzman** - 72G).
- Was removed from his start on May 29 at CWS due to injury, after 1.2 scoreless innings on a hit and three punchouts.
- Placed on the injured list from May 30 to the end of season after undergoing UCL surgery in June.

Bold – career high; Red – league high

Year	Club & League	W-L	ERA	G	GS	CG	ShO	SV	IP	H	R	ER	HR	HB	BB	IBB	SO	WP	BK	AVG
2019	Vancouver (NWL)	0-1	2.65	6	6	0	0	0	17.0	13	5	5	1	2	5	0	27	1	0	.213
2021	TORONTO (AL)	9-2	3.22	20	20	0	0	0	111.2	77	44	40	12	16	40	0	127	0	1	.192
	Buffalo (AAAE)	3-0	0.50	3	3	0	0	0	18.0	7	1	1	1	4	3	0	27	0	0	.119
2022	TORONTO (AL)	16-7	2.24	31	31	0	0	0	196.2	144	55	49	16	15	51	0	180	5	0	.202
2023	TORONTO (AL)	3-9	5.87	19	19	0	0	0	87.1	93	61	57	15	9	59	1	79	3	3	.269
	Blue Jays (FCL)	0-1	37.13	1	1	0	0	0	2.2	10	11	11	2	0	2	0	3	0	0	.556
	New Hampshire (EL)	0-0	1.80	1	1	0	0	0	5.0	3	1	1	0	1	3	0	10	0	0	.188
2024	TORONTO (AL)	1-2	3.70	5	5	0	0	0	24.1	17	16	10	5	4	8	0	26	1	0	.189
	Dunedin (FL)	0-0	32.40	1	1	0	0	0	1.2	5	7	6	1	1	4	0	2	0	0	.500
	Buffalo (IL)	0-2	6.50	4	4	0	0	0	18.0	23	13	13	4	0	7	0	26	0	0	.315
	Minor Totals	3-4	5.34	16	16	0	0	0	62.1	61	38	37	9	8	24	0	95	1	0	.257
	MAJOR TOTALS	29-20	3.34	75	75	0	0	0	420.0	331	176	156	48	44	158	1	412	9	4	.214

ALL-STAR RECORD

Year	Club and Opp.	W-L	ERA	G	GS	CG	ShO	SV	IP	H	R	ER	HR	HB	BB	IBB	SO	WP	BK	AVG
2022	AL at LAD	0-0	0.00	1	0	0	0	0	1.0	0	0	0	0	1	0	0	3	0	0	.000

WILD CARD RECORD

Year	Club and Opp.	W-L	ERA	G	GS	CG	ShO	SV	IP	H	R	ER	HR	HB	BB	IBB	SO	WP	BK	AVG
2022	TOR vs. TB	0-1	6.35	1	1	0	0	0	5.2	4	4	4	1	2	1	0	4	0	0	.190

TRANSACTIONS

- Selected by the Toronto Blue Jays in the 1st round (11th overall) of the 2019 First-Year Player Draft
- On injured list (back contusion) from July 16-30, 2021
- On injured list (right shoulder inflammation) from March 25-May 4, 2024
- On injured list (right elbow sprain) from May 30, 2024 for the remainder of the season



GAME HIGHS

ML Debut	May 27, 2021 at NYY	ER Allowed	7 – April 16, 2023 vs. TB
Innings Pitched:		HR Allowed	4 – June 19, 2021 at BAL
Starter	8.0 – 3x, last: Sept. 7, 2022 at BAL	Low Hit CG	None
Reliever	None	Last Win	May 19, 2024 vs. TB
Walks:		Last Save	None
Starter	7 – May 15, 2023 vs. NYY	Last CG	None
Reliever	None	Last ShO	None
Strikeouts:		Last Start	May 29, 2024 at CWS
Starter	11 – Aug. 11, 2021 at LAA	Last Relief App.	None
Reliever	None	Longest Win Streak	8G – Sept. 13, 2021-April 28, 2022
Hits Allowed	9 – 2x, last: April 16, 2023 vs. TB	Longest Losing Streak	7G – April 16-June 5, 2023
		Scoreless Innings Streak	17.0 – April 23-May 3, 2022

MILESTONES

Category	Date	Opponent	Notes
Start	1 May 27, 2021	at New York (AL)	W - 6.0 IP, 2H, 0ER, 0HR, 2BB, 7K
Win	1 May 27, 2021	at New York (AL)	W - 6.0 IP, 2H, 0ER, 0HR, 2BB, 7K
10+ Strikeout Games (4)			
	1 July 2, 2021	Tampa Bay	10 strikeouts
	2 Aug. 11, 2021	at Los Angeles (AL)	11 strikeouts
	3 Sept. 13, 2021	Tampa Bay	10 strikeouts
	4 Oct. 2, 2021	Baltimore	10 strikeouts

PROFESSIONAL CAREER:

MINORS:

- After he was taken 11th overall by the Blue Jays in 2019, was assigned to Class-A (short) Vancouver to begin his professional career.
- Made six starts for the Canadians, allowing a total of five runs over 17.0 frames for a 2.65 ERA.
- Fanned 27 batters and walked just five for a 1.06 WHIP and a 14.3 SO/9.
- Was one of 60 players invited to Summer Camp at Rogers Centre in July of 2020...Spent the season at Toronto's alternate training site in Rochester, NY.

2021:

- Named Toronto's Rookie of the Year by the Toronto Chapter of the BBWAA as the Blue Jays went 16-4 in his 20 starts.
- His 3.22 season ERA was tied with **Aaron Sanchez** (2015) for the 2nd lowest by a rookie in team history, trailing only **Juan Guzman**'s 2.99 ERA in 1991 (min. 10 starts).
- Led MLB rookies (min. 10 starts) in WHIP (1.05), opponents' average (.192), and opponents' OPS (.604), while 2nd in ERA, 3rd in K rate (27.7%) and 4th in SO/9 (10.24)...Became the 4th pitcher aged 23 or younger to average at least 10 strikeouts per nine innings in his debut season, joining **Mark Prior** (2002), **Kerry Wood** (1998) and **Dwight Gooden** (1984).
- His 127 strikeouts were the most in franchise history by a player in his first 20 career games (2nd: **Juan Guzman** - 106).
- Kept right-handed hitters to a .156 (30-for-199) batting average, the 3rd-best mark in MLB (min. 200 BF).
- Entered the season ranked by MLB Pipeline as the Blue Jays' 5th-best prospect and 97th overall...Listed by Baseball America as Toronto's 7th-best prospect and 91st overall.
- Held a 0-0 record and a 0.00 ERA (0 ER/7.0 IP) with no walks and 15 strikeouts over three appearances in Spring Training.
- Posted a 3-0 record with a 0.50 ERA (1 ER/18.0 IP) in three games with Triple-A Buffalo...Stuck out 27 batters, walked three and hit four (0.56 WHIP).
- Earned the win in his **MLB debut** on May 27 at NYY as he threw 6.0 scoreless innings...Allowed two hits, walked two and struck out seven batters...Became the 1st player in Blue Jays history with 6.0+ innings, 7+ K's and 0 runs allowed in an MLB debut...Was the 50th player in team history to make his MLB debut as a starting pitcher (last: **Nate Pearson** on July 29, 2020 at WAS)...Became the 2nd player from the 2019 draft to make the Majors (CWS's **Andrew Vaughn** - April 2, 2021 at LAA).
- Allowed 2R/1ER on June 9 at CWS, giving up four hits over 5.0 innings (2BB, 4K)...Became the 4th pitcher in Blue Jays history to have his team win each of his first three career games as a starter, joining **Jerry Garvin** (1977), **Mauro Gozzo** (1989), and **Brett Cecil** (2009).
- Took a no-decision on June 19 at BAL, allowing four hits (all solo home runs) and five runs with a walk and six strikeouts over 3.1 innings...Ejected for the 1st time in his career by Jerry Meals after hitting **Maikel Franco** with a pitch.
- Earned his 2nd career win on July 2 vs. TB, tossing 7.0 scoreless innings, giving up three hits with a walk and 10 strikeouts on 109 pitches (71 strikes)...Kept a no-hitter through 5.1 innings, the longest no-hit bid by a Toronto rookie since **Thomas Pannone** on Aug. 22, 2018 vs. BAL (6.0 IP)...Set a franchise record by striking out seven consecutive batters from the 1st to the 3rd inning (five other Toronto pitchers had six straight K's)...Became the 5th pitcher since 1974 (as far as tracking goes back) to strike out seven straight batters in a game within his first seven career starts (last: **Stephen Strasburg** in 2010)...Became the 1st pitcher in club history to go 7+ IP with no runs and 10+ strikeouts in a game within his first seven career contests...Tied a club record by beginning his career with seven straight starts without a loss (**Jerry Garvin** in 1977).
- Placed on the injured list from July 16-30 with a back contusion after slipping on the dugout steps during a rain delay at Sahlen Field in Buffalo.
- Picked up his 3rd win on July 31 vs. KC, tossing 7.0 scoreless innings while giving up just two hits (1BB, 4K)...Became the 1st Blue Jay and 16th player all-time with no earned runs in four of his first nine career starts.
- Won his 4th game on Aug. 6 vs. BOS, giving up two runs and four hits over 5.0 innings (3BB, 4K)...Became the 4th pitcher all-time to allow four or fewer hits and strike out 4+ batters in 10 straight games, joining **Jacob deGrom** (11 games in 2021), **Mike Clevenger** (10 games in 2018), and **Johan Santana** (10 games in 2004)...Allowed four hits or fewer in each of his first 10 career starts, the longest such streak to start a career in MLB history.
- Picked up his 5th win on Aug. 11 at LAA, giving up two runs and five hits over 6.2 innings with a career-high 11 strikeouts and 114 pitches (78 strikes)...The 11 punchouts tied a franchise record for the most in a game by a rookie (5th time).



- Earned his 6th win on Sept. 13 vs. TB, throwing 8.0 innings of one-hit, shutout ball with no walks and 10 strikeouts...Marked the longest outing of his career and tied for the longest by a Blue Jay in 2021 (**Robbie Ray** - 8.0 IP on Aug. 20 vs. DET)...Became the fastest pitcher in Toronto history to reach **100 career strikeouts**, doing so in 17 games (2nd: **Juan Guzmán/Drew Hutchison** - 20 games)...Joined **Dave Bush** as the only rookies in franchise history with 8.0+ IP, no runs, and 10+ K's in a game.
- Earned his 9th win in his last outing, on Oct. 2 vs. BAL, tossing 7.0 innings of one-hit, one-run ball with a walk and **10 strikeouts**...Marked his 4th start with 10+ K's, more than any other rookie in Blue Jays history.
- Named AL Rookie of the Month for Sept./Oct., going 4-0 with a 3.38 ERA and 41 strikeouts over 37.1 innings (six starts)...Was the first Blue Jay to win the award since **Lourdes Gurriel Jr.** in July of 2018, and the first Toronto pitcher since **Scott Richmond** in April of 2009.
- Named to the MLB Pipeline All-Rookie Team at the end of the season.

2022:

- Finished 3rd in American League Cy Young voting with 87 points, trailing **Justin Verlander** (210) and **Dylan Cease** (97).
- Earned his 1st career All-MLB First Team selection.
- Named an All-Star for the 1st time in his career...Pitched a scoreless 2nd inning in the Midsummer Classic, notching three punchouts and a hit batter on 18 pitches (13 strikes)...Joined **Dave Stieb** as the only pitchers in franchise history to strike out at least three batters in a single All-Star Game (Stieb - 4K in 1983).
- His 25 quality starts tied with **Yu Darvish** for 2nd most in the Majors, trailing only **Framber Valdez's** 26.
- Ranked 3rd among qualified AL pitchers in both ERA (2.24) and wins (16)...Also ranked 4th in the AL in innings pitched (196.2), 4th in WHIP (0.99), and 5th in opponents' batting average (.202)...Became the 6th AL pitcher since 1920 to turn in a sub-1.00 WHIP under age 25.
- His 0.99 WHIP was the best single-season mark in franchise history, ahead of **Roger Clemens** (1.03 in 1997), and his 2.24 ERA marked the second best in team history, behind **Clemens's** 2.05 in 1997.
- Held right-handed hitters to a .159 AVG, 2nd best in the AL and 3rd in MLB (**Cristian Javier** - .147; **Spencer Strider** - .156).
- Tossed 6.0 innings of one-hit, shutout ball in his season debut on April 11 at NYY, walking four batters while fanning seven.
- Improved to 4-0 on April 28 vs. BOS as he threw 7.0 shutout innings, allowing three hits and a walk while punching out seven batters.
- Won each of his 12 starts from Aug. 23, 2021-April 28, 2022, tied for the 2nd-longest streak in franchise history (**Roy Halladay** - 14 in 2003).
- Gave up 3R/2ER on seven hits over 6.0 innings with no walks and a season-high nine **strikeouts** on May 7 at LAA.
- Moved to 5-1 on the season on May 21 vs. CIN, throwing 8.0 innings of one-run ball, scattering seven hits with no walks and four strikeouts...The 8.0 frames matched a career high set on Sept. 13, 2021 vs. TB.
- Tossed 6.0 innings of one-run ball on May 3 vs. NYY...Lowered his career ERA to 2.84, the lowest ERA through 25 starts in franchise history (2nd: **Juan Guzmán** - 2.97).
- Picked up his 6th win on June 2 vs. CWS, beginning the day with 7.0 scoreless innings, eventually giving up three runs in the 8th to finish with a line of 7.2IP, 6H, 3ER, BB, and 5K on a season-high 102 pitches (68 strikes)...Retired 16 consecutive batters from the last out of the 1st through the 6th inning.
- Won his 8th game of the year on June 13 vs. BAL, tossing 6.0 scoreless frames with a hit, a walk, and seven strikeouts...Became the 7th player in the modern era (since 1901) to win at least 17 of his first 20 career decisions as a starter (17-3), and the first since **Vida Blue** went 17-3 from 1969-1971.
- Picked up his 11th win on July 23 at BOS, throwing 6.0 frames of one-run ball with seven hits, no walks, and seven strikeouts...Earned his 20th win in his 39th career game, becoming the 2nd-fastest in Blue Jays history to reach the mark (1st: **Juan Guzmán** - 38 games).
- Took the loss on July 29 vs. DET, giving up four runs over 5.1 innings...Was removed from the game with a right elbow contusion after a **Jonathan Schoop** comebacker.
- Earned his 14th win on Sept. 7 at BAL, throwing a career-high-tying 8.0 **frames** of one-run ball (3H, BB, 5K).
- Picked up his 15th win on Sept. 24 at TB...Tossed 7.0 shutout innings, allowing four hits and two walks with eight strikeouts...His 303 strikeouts were the most in franchise history by a player in his first 50 career games (2nd: **Juan Guzmán** - 279).
- Threw his 8th straight quality start to end his regular season on Sept. 30 vs. BOS, shutting out the BoSox for 6.0 innings on two hits (2BB, 4K)...Extended his scoreless innings streak to 15.0 frames...Allowed just six earned runs over 54.0 innings of work across his last eight starts for a 1.00 ERA, a .165 AVG, and a 0.87 WHIP (31H, 2HR, 16BB, 49K).
- Named AL Pitcher of the Month for September, the 1st such award of his career...Went 4-0 across six starts while posting a 0.88 ERA (4 ER/41.0 IP), the best in a single month ever by a Blue Jay (2nd: **Roger Clemens** - 0.89 in July of 1997), with a 0.85 WHIP and a .162 AVG (23H, 12BB, 33K).
- Made his 1st career postseason start in Game 1 of the ALWC on Oct. 7 vs. SEA...Was the 7th pitcher in team history to start a playoff game under the age of 25...Allowed four runs on four hits and a walk over 5.2 innings with four strikeouts.

2023:

- Was the Opening Day starter for the Blue Jays on March 30 at STL...Took a no-decision that day, giving up five runs over 3.1 innings...At 25 years and 80 days old, became the 4th-youngest Opening Day starter in team history (**Drew Hutchison** - 24.227 in 2015; **Todd Stottlemyre** - 24.324 in 1990; **Marcus Stroman** 24.338 in 2016).
- Earned his 1st win of the year on April 5 at KC, tossing 7.0 frames of one-hit, shutout ball with four walks and five strikeouts.
- Took a no-decision in the team's Home Opener on April 11 vs. DET, giving up three runs over 4.1 innings...Became the 5th pitcher in team history to pitch the club's Season Opener and then their Home Opener, joining **Jim Clancy** (1981), **Jimmy Key** (1989), **Marcus Stroman** (2016), and **Hyun Jin Ryu** (2020).
- Threw 7.0 shutout frames on April 22 at NYY, scattering two hits and a walk while recording five strikeouts.
- Made a start with Double-A New Hampshire on July 2 vs. POR, tossing 5.0 innings of one-run ball with three hits, three walks, and 10 strikeouts.
- Picked up his 2nd win of the year on July 7 at DET in his return from the minors...Threw 6.0 frames of one-run ball with five hits, no walks, and a season-high eight strikeouts.
- Notched his 3rd win of the year on Aug. 4 at BOS, giving up three runs over 6.2 innings (6H, 2BB, 5K)...Was his 4th quality start of the season, and his longest outing since a 7.0-inning effort on April 22 at NYY.

Statcast Data

	2024	Career
Strikeout %:	25.2	23.4
Walk %:	7.8	9.0
Hard Hit %:	35.4	34.8
Fastest Pitch:	97.3 MPH	May 3, 2022 vs. NYY





MARTINEZ

ORELVIS

13
INFILDER

BIRTHDATE November 19, 2001
OPENING DAY AGE 23
BIRTHPLACE Santo Domingo, D.R.
RESIDENCE Santo Domingo, D.R.
INSTAGRAM @orelvis_martinez

BATS/THROWS R/R
HEIGHT/WEIGHT 6-1/205
CONTRACT STATUS signed thru 2025
M.L. SERVICE 0.012
OPTIONS USED 2 of 3

PERSONAL:

- Orelvis Miguel Martinez.
- Favourite player is shortstop **Didi Gregorius**.
- Signed by the Blue Jays as an international free agent on July 4, 2018.
- Listed by MLB.com and Baseball America as Toronto's 2nd-best prospect entering the 2024 season (90th overall)...Listed as MLB.com's 89th overall prospect heading into 2024...Currently listed as the Blue Jays 3rd-ranked prospect entering the 2025 season, according to MLB.com.

LAST SEASON:

- Appeared in 74 games for the Bisons in 2024, hitting .267 (75-for-281) with 19 doubles, a triple, 76 home runs, 49 RBI, an 8.5% walk rate, a 23.8% strikeout rate, a .367 wOBA, a .523 SLG, an .866 OPS, an average exit velocity of 89.3mph, and a 46.1% hard-hit rate...Against left-handed pitching at Triple-A, hit .300 (21-for-70) with five doubles, five homers, 13 RBI, a .586 SLG, a .965 OPS, and a 47.3% hard-hit rate.
- Recalled from Triple-A Buffalo on June 18...At the time of his recall, ranked T-1st in the International League in HR (16), T-1st in XBH (30), 3rd in total bases (123), and T-6th in RBI (46).
- On June 21 at CLE, recorded his **first MLB hit** with a single off **RHP Carlos Carrasco** in 6th inning.
- Was suspended for 80 games on June 23 after testing positive for a performance-enhancing substance.

Bold = career high; Red = league high

Year	Club and League	AVG	G	AB	R	H	2B	3B	HR	RBI	BB	IBB	SO	SB	CS	OBP	SLG	OPS	SH	SF	HBP
2019	GCL Blue Jays (GCL)	.275	40	142	20	39	8	5	7	32	14	0	29	2	0	.352	.549	.901	0	2	4
2021	Dunedin (LASE)	.279	71	283	49	79	22	2	19	68	33	0	85	4	1	.369	.572	.942	0	1	8
	Vancouver (HAW)	.214	27	112	17	24	4	0	9	19	10	0	28	0	1	.282	.491	.773	0	1	1
2022	New Hampshire (EL)	.203	118	433	57	88	15	0	30	76	40	0	140	6	3	.286	.446	.732	0	4	12
2023	New Hampshire (EL)	.226	70	239	33	54	9	1	17	46	41	2	60	0	0	.339	.485	.824	0	4	2
	Buffalo (IL)	.263	55	209	37	55	16	1	11	48	26	0	66	2	0	.340	.507	.847	0	7	2
2024	TORONTO (AL)	.333	1	3	0	1	0	0	0	0	0	0	1	0	0	.333	.333	.666	0	0	0
	Buffalo (IL)	.267	74	281	54	75	19	1	17	49	27	2	76	0	0	.346	.523	.869	0	2	8
Minor Totals		.239	381	1418	213	339	74	9	93	289	164	2	408	14	5	.326	.501	.827	0	19	29
MAJOR TOTALS		.333	1	3	0	1	0	0	0	0	0	0	1	0	0	.333	.333	.666	0	0	0

TRANSACTIONS

- Signed by the Toronto Blue Jays on July 4, 2018

PROFESSIONAL CAREER:

MINORS:

- Started his pro career in 2019 with Toronto's Gulf Coast League affiliate.
- Batted .275 with 20 extra-base hits and 32 RBI in 40 games.
- Named Baseball America's top GCL prospect and was also dubbed a GCL Post-Season All-Star.
- Spent the 2020 summer at Toronto's alternate training site...Took part in the Blue Jays' Fall Development League in Dunedin, FL.
- In 2021, appeared in 10 Spring Training games, going 4-for-11 (.364) with three runs, a double, a home run, three RBI, a walk, and six strikeouts...Played 71 games with the Single-A Dunedin Blue Jays before earning a promotion to High-A Vancouver where he appeared in 27 contests...Combined to bat .261 with 26 doubles, two triples, 28 home runs, and 87 RBI (.345 OBP, .549 SLG, .895 OPS)...Of his combined 103 hits between Dunedin and Vancouver, 56 went for extra bases...Named Blue Jays 2021 Minor League Player of the Year by Baseball America.
- Spent the 2022 season with Double-A New Hampshire...Batted .203 (88-for-433) over 118 games with 15 doubles, 30 home runs, and 76 RBI...His 30 home runs set a Fisher Cats single-season record, surpassing the 27 jacks hit by **Chip Cannon** (2006) and **Eric Thames** (2010)...The 30 bombs trailed only **Erie's Quincy Nieporte** (31) for the most among Eastern League hitters...Added to the 40-man roster after the season to protect him from the Rule 5 Draft.
- Appeared at MLB Spring Training for a third straight year in 2023, playing in 11 games batting .333 (7-for-21) with four runs scored, a pair of doubles, two home runs, seven RBI, three walks, and a 1.154 OPS...Named an MLB.com Organization All-Star for the second time in his career, after splitting the 2023 season between Double-A New Hampshire and Triple-A Buffalo...Set career-highs in games played (125), at-bats (448), runs scored (70), hits (109), RBI (94), and walks (67), to go along with a .243 batting average (109-for-448), 25 doubles, a pair of triples, and 28 home runs with a .835 OPS...Named International League player of the week on September 17, 2023, after going 9-for-25 (.360) homering in three consecutive games...Led all Blue Jays Minor Leaguers in home runs (28) and RBI (94), with a .496 SLG, a .253 ISO, a .835 OPS and a 114 wRC+...Posted a career-best 12.5% walk rate with the second lowest strikeout rate of his career at 23.4% (17.8% in 2019)...Played 10 games for the Tigres del Licey of the Dominican Winter League, going 7-for-32 (.219) with two doubles and five RBI.

BIOGRAPHIES

LAST SEASON

HISTORY

RECORDS

OPPONENTS

PLAYER DEV.

MEDIA & MISC.





NON-ROSTER

MCADOO CHARLES

84

INFIELDER

BIRTHDATE March 6, 2002
OPENING DAY AGE 23
BIRTHPLACE Walnut Creek, CA
RESIDENCE Walnut Creek, CA
INSTAGRAM @charles_mcadoo

BATS/THROWS R/R
HEIGHT/WEIGHT 6-2/225
CONTRACT STATUS signed thru 2025
M.L. SERVICE 0.000
OPTIONS USED 0 of 3

PERSONAL:

- Charles Alexander McAdoo.
- Is related (distant cousins) to two-time NBA champion with the Golden State Warriors, **James Michael McAdoo**, as well as two-time NBA champion with the Los Angeles Lakers, five-time All-Star, three-time scoring champion, former MVP (1974-75), and Naismith Basketball Hall of Fame inductee, **Bob McAdoo**.
- Graduated from De La Salle High School in Concord CA, where he helped lead his team to the state championship and was named the team's most improved player in three straight seasons...During his high school career, he also received first team All-EBAL honors.
- Attended San Jose State University from 2021-2023, playing in total of 133 games, batting .325 with 43 doubles, five triples, 24 home runs, 119 RBI, a .572 SLG, and a .968 OPS...During his collegiate career, he was named to the All-Stanford Regional Team (2023), the Collegiate Baseball All-American Second Team (2022), the ABCA/Rawlings West All-Region Second Team (2022), First Team All-Mountain West (2022, 2023) and Academic All-Mountain West (2021, 2022).
- Currently listed as the Blue Jays 14th-ranked prospect entering the 2025 season, according to MLB.com.

LAST SEASON:

- Named the 2024 SAL Most Valuable Player as well as a SAL Post-Season All-Star.
- Began the season at High-A Greensboro, where he hit .336 with 15 doubles, four triples, nine home runs, 52 RBI, a .413 wOBA, .561 SLG, .224 ISO, .975 OPS, 10.5% walk rate, and 21.7% strikeout rate...Before his promotion to Double-A, he was leading the league in AVG, OBP (.415), total bases (125), and hits (75).
- Earned the SAL Player of the Week on June 2nd, after he hit .526 (10-for-19) with three doubles, four RBI, and a 1.256 OPS.
- Promoted to Double-A Altoona in June, where he hit .269 with 12 extra-base hits, 11 RBI, 11% walk rate, 24.6% strikeout rate, .355 wOBA, .490 SLG, .221 ISO, and an .838 OPS.
- After being traded to the Blue Jays at the trade deadline, was then assigned to Double-A New Hampshire, where he appeared in 37 games, recording 23 total hits, six doubles, a triple, three homers, and 15 RBI.
- Spent most of his time defensively at third base (768.0 innings), while also spending time at right field (134.1 innings), first base (57.0 innings), and as the team's designated hitter (eight games).

Bold – career high; Red – league high

Year	Club and League	AVG	G	AB	R	H	2B	3B	HR	RBI	BB	IBB	SO	SB	CS	OBP	SLG	OPS	SH	SF	HBP
2023	Bradenton (FL)	.302	28	96	22	29	3	1	5	24	17	0	22	5	2	.412	.510	.922	0	0	1
2024	Greensboro (SALL)	.336	60	223	40	75	15	4	9	52	27	1	56	14	3	.415	.561	.976	0	3	5
	Altoona (EL)	.269	27	104	13	28	6	1	5	11	13	1	29	3	0	.347	.490	.837	0	1	0
	New Hampshire (EL)	.185	37	124	15	23	6	1	3	15	14	0	43	4	1	.287	.323	.610	0	1	4
Minor Totals		.283	152	547	90	155	30	7	22	102	71	2	150	26	6	.373	.484	.857	0	5	10

TRANSACTIONS

- Selected by the Pittsburgh Pirates in the 13th round of the 2023 First-Year Player Draft
- Traded to the Toronto Blue Jays in exchange for UTIL Isiah-Kiner Falefa and cash considerations on July 30, 2024

PROFESSIONAL CAREER:

MINORS:

- After being selected in the 13th round of the 2023 Draft, was assigned to Single-A Bradenton to begin his professional career.
- In his 28 games with Bradenton, batted .302 (29-for-96) with nine extra-base hits, 24 RBI, 14.9% walk rate, 19.3% strikeout rate, .412 OBP, .510 SLG, .923 OPS, and 40.3% hard-hit rate.





NANCE TOMMY

45
PITCHER

BIRTHDATE March 19, 1991
OPENING DAY AGE 34
BIRTHPLACE Long Beach, CA
RESIDENCE Weatherford, TX
INSTAGRAM @tnance34

BATS/THROWS R/R
HEIGHT/WEIGHT 6-6/235
CONTRACT STATUS signed thru 2025
M.L. SERVICE 2.082
OPTIONS USED 3 of 3

PERSONAL:

- Thomas Andrew Nance.
- Graduated from Woodrow Wilson High School in Long Beach, CA...Led his team to the 2007 CIF and National Championship...Selected as a member of the First-Team All-Moore League and Second-Team All-CIF in 2008...Finished his senior year with a 0.28 ERA.
- Started his college baseball career at Long Beach State, before transferring to Cypress College, and then finishing at Santa Clara University...In two seasons with the Santa Clara Broncos, he went 7-10 with a 3.99 ERA across 30 combined appearances (23 starts), recording 48 walks, 89 strikeouts, and a 1.34 WHIP.
- His father, Mark, was diagnosed with ALS in 2014...While with the Cubs, Nance connected with Jonathan "Boog" Sciambi, a Marquee Sports Network broadcaster and former Marlins broadcaster...Sciambi is the director at Project Main Street, a foundation with the mission of improving the quality of life for patients with ALS, while also raising awareness...Nance is a member of the MLB ALS committee.

LAST SEASON:

- Between the Majors and Triple-A this past season, he appeared in a total of 46 games going 2-5 while posting a 4.07 ERA (25 ER/55.1 IP) with 7% walk rate, a 22.2% strikeout rate, a 1.41 WHIP, a 3.77 FIP, a 3.81 xFIP, a 28.6% chase rate, and a 52.4% groundball rate.
- Against his curveball this past season at the MLB level, opponents hit .115 with a .144 xBA, a .192 SLG, a .188 wOBA, a .214 xwOBA, and a 33.3% whiff rate.
- Allowed just four hits to left-handed hitters on the year (4-for-27).
- Got Bent Rooker swinging in the 8th inning of an 8-4 loss to the Athletics on Aug. 11, recording his **first strikeout as a Blue Jay**...Finished the contest tossing 2.0 scoreless innings with a walk and a strikeout.
- Made his Blue Jays debut on Aug. 10 vs. OAK, pitching 0.1 inning allowing a pair of hits.
- Acquired from SD in exchange for cash considerations on 8/7...Selected to the Major League roster on 8/8.
- Appeared in 26G for AAA El Paso on the year, going 2-2 with a 4.05 ERA (15 ER/33.1 IP), a 5.3% BB rate and 23.3% K rate.

Bold – career high; Red – league high

Year	Club & League	W-L	ERA	G	GS	CG	SHO	SV	IP	H	R	ER	HR	HB	BB	IBB	SO	WP	BK	AVG
2016	Eugene (NWL)	2-0	0.00	4	0	0	0	0	6.2	3	0	0	1	3	0	0	7	2	0	.143
	South Bend (MID)	0-0	0.00	2	0	0	0	1	3.2	1	0	0	0	0	0	0	3	0	0	.091
	Myrtle Beach (CAR)	2-1	2.67	15	0	0	0	2	27.0	26	9	8	0	0	11	0	26	1	0	.257
	Iowa (PCL)	0-0	27.00	1	0	0	0	0	1.0	4	3	3	1	0	1	0	0	1	0	.571
2018	Tennessee (SOU)	1-1	3.48	15	0	0	0	0	20.2	14	10	8	1	0	11	0	20	1	0	.187
2019	Myrtle Beach (CAR)	0-0	0.00	1	0	0	0	1	2.0	2	0	0	0	0	0	0	2	0	0	.286
	Tennessee (SOU)	2-5	4.24	30	0	0	0	4	46.2	42	26	22	2	3	18	1	54	2	0	.239
2021	CHICAGO (NL)	1-1	7.22	27	0	0	0	0	28.2	25	23	23	5	3	13	0	30	7	0	.227
	Iowa (PCL)	1-0	2.35	10	0	0	0	0	15.1	7	4	4	1	0	3	0	18	0	1	.130
2022	MIAMI (NL)	2-3	4.33	35	2	0	0	0	43.2	45	22	21	5	4	21	3	57	5	0	.265
	Jupiter (FSL)	0-0	2.25	3	2	0	0	0	4.0	1	1	1	1	0	1	0	4	0	0	.077
	Pensacola (SOU)	0-0	0.00	1	0	0	0	0	2.0	1	0	0	0	0	0	0	2	0	0	.167
	Jacksonville (IL)	0-0	3.18	4	1	0	0	1	5.2	2	3	2	1	0	2	0	6	1	0	.111
2023	FCL Marlins (FCL)	0-0	0.00	2	2	0	0	0	2.0	0	0	0	0	0	1	0	3	0	0	.000
	Jupiter (FSL)	0-1	3.38	4	1	0	0	0	5.1	7	2	2	0	0	1	0	6	0	0	.318
	Pensacola (SOU)	0-0	0.00	5	0	0	0	0	7.2	2	0	0	0	0	2	0	6	0	0	.083
	Jacksonville (IL)	0-0	4.50	2	0	0	0	0	2.0	3	1	1	0	0	1	0	1	0	0	.375
2024	TORONTO (AL)	0-3	4.09	20	0	0	0	0	22.0	18	12	10	2	1	9	2	19	2	0	.222
	El Paso	2-2	4.05	26	0	0	0	2	33.1	43	23	15	4	3	8	0	35	3	1	.319
Minor Totals		10-10	3.21	125	6	0	0	11	185.0	158	82	66	11	7	63	1	193	11	2	.231
MAJOR TOTALS		3-7	5.15	82	2	0	0	0	94.1	88	57	54	12	8	43	5	106	14	0	.244

TRANSACTIONS

- Signed by the Chicago Cubs on Jan. 30, 2016
- On the injured list (COVID-19) from Oct. 2-17, 2021
- On the injured list (COVID-19) from March 18-24, 2022
- Claimed off waivers by the Miami Marlins on March 27, 2022
- On the injured list from (right groin strain) July 24-Aug. 12, 2022
- On the injured list (right groin strain) from Sept. 15-28, 2022
- On the injured list from (right shoulder strain) from March 30-Aug. 22, 2023
- On the injured list from (strained left oblique) from Sept 19-Nov. 5, 2023
- Signed by the San Diego Padres on Dec. 10, 2023
- Traded to the Toronto Blue Jays in exchange for cash considerations on Aug. 7, 2024



GAME HIGHS

ML Debut	May 17, 2021 vs. WAS	ER Allowed	5 – June 30, 2021 at MIL
Innings Pitched:		HR Allowed	2 – Sept. 11, 2022 vs. NYM
Starter	3.0 – Aug. 13, 2022 vs. ATL	Low Hit CG	None
Reliever	3.0 – June 27, 2021 at LAD	Last Win	Oct. 1, 2022 at MIL
Walks:		Last Save	None
Starter	2 – Aug. 26, 2022 vs LAD	Last CG	None
Reliever	2 – 5x, last: June 20, 2022 at NYM	Last ShO	None
Strikeouts:		Last Start	Aug. 26, 2022 vs LAD
Starter	6 – Aug. 13, 2022 vs. ATL	Last Relief App.	Oct. 4, 2022 vs. ATL
Reliever	6 – June 27, 2022 at STL	Longest Win Streak	2G – Sept 29-Oct. 1, 2022
Hits Allowed	4 – June 1, 2022 at COL	Longest Losing Streak	4G – Oct 1, 2021-Sept. 6, 2022
		Scoreless Innings Streak	11.1 – May 17-June 11, 2021

MILESTONES

Category	Date	Opponent	Notes
Start	1 Aug 13, 2022	Atlanta	L - 3.0 IP, 2H, ER, HR, 1BB, 6K
Win	1 June 11, 2021	St. Louis	as a reliever - 2.0 IP, 1BB, 2K

PROFESSIONAL CAREER:

MINORS:

- After playing for the Windy City ThunderBolts of the Frontier League, Nance signed a Minor League contract with the Chicago Cubs in 2016...Spent his first professional campaign split between four levels, Low-A Eugene, Single-A South Bend, High-A Myrtle Beach, and Triple-A Iowa...In 22 combined appearances, went 4-1 with a 2.58 ERA (11 ER/38.1 IP), 15 walks, 36 strikeouts, a 1.28 WHIP.
- Did not pitch during the 2017 season due to injury.
- In 2018, spent the entirety of the campaign at Double-A Tennessee, appearing in 15 games going 1-1 with a 3.48 ERA (8 ER/20.2 IP), 11 walks, 20 strikeouts, and a 1.21 WHIP.
- Spent the majority of the 2019 season at Double-A Tennessee, while making one appearance at High-A Myrtle Beach, combining to appear in 31 games going 2-5 with a 4.07 ERA (22 ER/48.2 IP), 18 walks, 56 strikeouts, and a 1.27 WHIP... Allowed just two home runs and total of 11 extra-base hits in 31 games.
- Did not pitch in 2020 due to the COVID-19 pandemic

2021:

- Made his MLB debut on May 17 vs. WAS, tossing 1.0 shutout inning...Struck out the first batter he faced, Josh Harrison, for his first career MLB strikeout.
- Made a total of 27 appearances with the Cubs, posting a 7.27 ERA (23 ER/28.2 IP) with 13 walks, 30 strikeouts, a 1.33 WHIP, and a .227 opponent batting average.
- Also spent some time with Triple-A Iowa, appearing in 10 games going 1-0 with a 2.35 ERA (4 ER/15.1 IP), three walks, 18 strikeouts, a 0.65 WHIP, and a .130 opponent batting average.

2022:

- After being claimed off waivers by the Miami Marlins, was recalled on May 5th and made his season debut on May 9th...In 35 appearances (two starts) at the Major League level, went 2-3 while posting a 4.33 ERA (21 ER/43.2 IP) with 21 walks, 57 strikeouts, a 1.51 WHIP, and a .265 opponent batting average.
- Allowed just a single run over his first six appearances (7.2 IP), including a three strikeout outing in 1.2 innings in his season debut.
- Held left-handed hitters to a .184 opponent batting average and a .591 opponent OPS.
- Missed a combined 32 games while on the injured list due to a right groin strain.

2023:

- Did not pitch at the MLB level, due to a right shoulder strain and later a left oblique strain...Spent the majority of the season on the injured list, making just 13 Minor League appearances across four levels in the Marlins system.
- In his 13 MLB appearances (three starts), posted a 1.59 ERA (3 ER/17.0 IP) with five walks, 16 strikeouts, a 1.00 WHIP, and a .203 opponent batting average.

Statcast Data

	2024	Career
Strikeout %:	20.4	25.5
Walk %:	9.7	10.3
Hard Hit %:	35.9	37.8
Fastest Pitch:	97.7 MPH	May 19, 2021 vs. WAS





NON-ROSTER

NUNEZ RAINER

81

INFIELDER

BIRTHDATE December 4, 2000
 OPENING DAY AGE 24
 BIRTHPLACE La Romana, Dominican Republic
 RESIDENCE La Romana, Dominican Republic
 INSTAGRAM @rainnunez_04

BATS/THROWS R/R
 HEIGHT/WEIGHT 6-4/230
 CONTRACT STATUS signed thru 2025
 M.L. SERVICE 0.000
 OPTIONS USED 0 of 3

PERSONAL:

- Rainer Jose Nunez.
- Signed with the Blue Jays as an international free agent in July 2017.
- Has appeared in games for the Estrellas Orientales of the Dominican Winter League in each of the last three offseasons...In 95 combined games, he has batted .236 (69-for-292) with nine doubles, nine home runs, and 36 RBI.
- Listed by MLB.com as the Blue Jays 26th-ranked prospect in 2023.

LAST SEASON:

- Appeared in nine games at MLB Spring Training, recording a double and a walk in seven total plate appearances.
- Played the entirety of the 2024 campaign at Double-A New Hampshire, where he appeared in a total of 105 contests, batting .275 (106-for-385) with 14 doubles, a pair of triples, 12 home runs, 54 RBI, a .350 OBP, 11.1% walk rate, 20.3% strikeout rate, and a 41.2% hard-hit rate.
- Placed on the 7-day injured list from May 15-23.
- Spent all of his time defensively at first base (743.2 innings), while also spending time as the team's designated hitter (17 games).

Bold – career high; Red – league high

Year	Club and League	AVG	G	AB	R	H	2B	3B	HR	RBI	BB	IBB	SO	SB	CS	OBP	SLG	OPS	SH	SF	HBP
2018	DOSL Blue Jays (DOSL)	.247	64	247	35	61	12	1	2	31	16	0	30	2	3	.298	.328	.626	0	5	4
2019	GULF Blue Jays (GULF)	.173	39	133	21	23	6	0	3	20	12	0	32	0	4	.248	.286	.534	0	5	3
2021	FCL Blue Jays (FCL)	.274	36	124	25	34	11	0	5	31	20	0	22	0	0	.370	.484	.854	0	2	0
	Dunedin (LASE)	.263	6	19	4	5	0	0	1	3	3	0	4	0	0	.391	.421	.812	0	0	1
2022	Dunedin (FL)	.299	93	361	50	108	19	1	15	63	14	1	82	0	0	.328	.482	.810	0	5	4
	Vancouver (NORW)	.321	27	106	15	34	6	0	4	19	10	1	27	0	0	.379	.491	.870	0	0	0
2023	Vancouver (NORW)	.309	37	139	27	43	8	1	3	26	16	1	30	0	0	.390	.446	.836	0	1	3
	New Hampshire (EL)	.224	78	304	26	68	9	0	10	42	21	0	88	0	0	.273	.352	.625	0	1	0
2024	New Hampshire (EL)	.275	105	385	40	106	14	2	12	54	44	0	87	2	0	.349	.416	.765	0	3	1
Minor Totals		.265	485	1818	243	482	85	5	55	289	156	3	402	4	7	.325	.408	.733	0	22	16

TRANSACTIONS

- Signed by the Toronto Blue Jays on July 5, 2017

PROFESSIONAL CAREER:

MINORS:

- After being signed as an international free agent the year prior, began his professional career with the Dominican Summer League Blue Jays, appearing 64 games while hitting .247 (61-for-247) with 12 doubles, a triple, a pair of home runs, and 31 RBI.
- Spent the 2019 season remaining at the Rookie level, now playing with the Gulf Coast League Blue Jays...In his 39 games with the club, he recorded 23 total hits in 133 at-bats (.173) with six doubles, three home runs, and 20 RBI.
- Did not play professionally during the 2020 season due to the COVID-19 pandemic.
- The next season, he again remained at the Rookie level to begin 2021, appearing in 36 contests for the Florida Complex League Blue Jays...He batted .274 (34-for-124) with 11 doubles, five home runs, 31 RBI, a .370 OBP, and an .854 OPS...Was named the FCL Player of the Week on July 25th, after he went 8-for-9 (.889) with three doubles, two home runs, and seven RBI in back-to-back contests...Finished the 2021 season at Single-A Dunedin, recording five hits in 19 at-bats over six total games.
- After appearing in two contests at MLB Spring Training, recording a double, he remained at Single-A Dunedin to begin the 2022 season...Appeared in 93 games with the Dunedin Blue Jays, batting .299 (108-for-361) with 19 doubles, a triple, 15 home runs, 63 RBI, .482 SLG, and an .810 OPS...Was then promoted to High-A Vancouver to finish the season, where he batted .321 (34-for-106) with 10 extra-base hits, 19 RBI, and an .870 OPS in 27 contests.
- Finished the season appearing in a combined 120 games, batting .304 (142-for-467) with 25 doubles, a triple, 19 home runs, 82 RBI, .484 SLG, and a .354 wOBA, setting career-highs in hits (142), doubles, home runs, RBI, and games played...Named an FSL Post-Season All-Star and an MLB.com Organization All-Star, after finishing top-10 in the FSL in AVG, SLG, OPS, hits (108), total bases (174), doubles, home runs, RBI, and extra base-hits (35).
- Played in his first season with Estrellas Orientales after the 2022 campaign, where he was named the Dominican Winter League Rookie of the Year, after batting .263 (36-for-137) with 11 extra-base hits, 20 RBI, and a .749 OPS in 37 games.
- Appeared in 16 games at MLB Spring Training in 2023, recording seven total hits in 33 at-bats (.212) with a double, a homer, and five RBI...Remained at High-A Vancouver to begin the 2023 season, hitting .309 (43-for-139) with eight doubles, three home runs, 26 RBI, and an .836 OPS...Placed on the temporary inactive list from April 21-27...Was then promoted to Double-A New Hampshire at the end of May, spending the rest of the campaign there, batting .224 (68-for-304) with 19 extra-base hits and 42 RBI.
- Between the two levels, hit .252 (112-for-444) with 17 doubles, a triple, 14 home runs, 71 RBI, a .702 OPS, 7.6% walk rate, and 24.3% strikeout rate.





NON-ROSTER

PARDINHO

ERIC

71
PITCHER

BIRTHDATE January 5, 2001
OPENING DAY AGE 24
BIRTHPLACE São Paulo, Brazil
RESIDENCE São Paulo, Brazil
INSTAGRAM @ericpardiniho

BATS/THROWS R/R
HEIGHT/WEIGHT 5-11/210
CONTRACT STATUS signed thru 2025
M.L. SERVICE 0.000
OPTIONS USED 0 of 3

PERSONAL:

- Eric Eiji Pardiniho (par-DEEN-yeo).
- Signed by the Blue Jays as an international free agent in July 2017.
- Pitched for Brazil at the World Baseball Classic qualifiers in 2016 as a 15-year old...Also helped Brazil win a silver medal at the 2023 Pan American Games.
- Listed by MLB.com as the Blue Jays 10th-ranked prospect in 2017, 7th in 2018, 5th in 2019, 12th in 2020, and 15th in 2021.

LAST SEASON:

- Started the season at Double-A New Hampshire, playing at that level for the first time in his professional career.
- Appeared in a total of 21 contests for the Fisher Cats, posting a 1.01 ERA (3 ER/26.2 IP) with a 2.02 FIP, 0.90 WHIP, .149 opponent AVG, 9.4% walk rate 34.9% strikeout rate, and a 38.9% whiff rate.
- Was then promoted to Triple-A Buffalo in June, finishing the season in the International League, posting a 5.34 ERA (17 ER/28.2 IP) with a 4.50 FIP, 1.50 WHIP, .234 opponent AVG, 14% walk rate, 22.5% strikeout rate, and 30% whiff rate.
- Named an Eastern League Post-Season All-Star...Between both levels, appeared in a combined 45 games, posting a 3.25 ERA, 3.30 FIP, 1.21 WHIP, .266 wOBA, 11.9% walk rate, 28.1% strikeout rate, and 34.1% whiff rate.
- At the Triple-A level, opponents hit just .108 against his splitter with a .108 SLG, .141 wOBA, .145 xwOBA, 41.5% strikeout rate, 40.9% whiff rate, 39.7% chase rate, and an average exit velocity of 77.5 MPH.

Bold – career high; Red – league high

Year	Club & League	W-L	ERA	G	GS	CG	SHO	SV	IP	H	R	ER	HR	HB	BB	IBB	SO	WP	BK	AVG
2018	Bluefield (APPY)	4-3	2.88	11	11	0	0	0	50.0	37	16	16	5	1	16	0	64	4	0	.199
2019	GULF Blue Jays (GULF)	1-0	0.00	1	0	0	0	0	4.0	1	0	0	0	0	3	0	5	0	0	.091
	Lansing (MIDW)	1-1	2.41	7	7	0	0	0	33.2	29	10	9	1	0	13	0	30	6	0	.240
2021	FCL Blue Jays (FCL)	0-0	0.00	2	2	0	0	0	3.0	1	0	0	0	0	0	0	4	0	0	.111
2022	FCL Blue Jays (FCL)	0-0	3.00	2	0	0	0	0	3.0	4	1	1	0	0	0	0	4	0	0	.308
	Dunedin (FL)	3-0	0.75	6	0	0	0	0	12.0	6	1	1	1	0	2	0	13	0	0	.150
	Vancouver (NORW)	0-0	10.20	10	0	0	0	0	15.0	23	17	17	3	0	16	0	25	5	0	.354
2023	Vancouver (NORW)	2-2	7.15	35	1	0	0	0	56.2	62	46	45	9	2	31	0	61	11	0	.290
2024	New Hampshire (EL)	0-0	1.01	21	0	0	0	1	26.2	14	6	3	1	0	10	0	37	4	0	.149
	Buffalo (IL)	2-1	5.34	24	0	0	0	0	28.2	25	22	17	3	1	18	0	29	2	0	.234
Minor Totals		13-7	4.22	119	21	0	0	1	232.2	202	119	109	23	4	109	0	272	32	0	.235

TRANSACTIONS

- Signed by the Toronto Blue Jays on July 2, 2017
- Signed by the Toronto Blue Jays on Dec. 20, 2024

PROFESSIONAL CAREER:

MINORS:

- In 2018, started his professional career with the Bluefield Blue Jays of the Appalachian League in Rookie ball...Started a total of 11 games, going 4-3 with a 2.88 ERA (16 ER/50.0 IP), 16 walks, 64 strikeouts, a .199 opponent AVG, and a 1.06 WHIP.
- Was assigned to the Single-A Lansing Lugnuts for the 2019 season, but was placed on the injured list until June 25th with elbow tightness issues...Made his season debut on June 26th with the Gulf Coast League Blue Jays, throwing 4.0 scoreless innings, before being reassigned to Lansing...The right-hander made seven starts in total for the Lugnuts, posting a 2.41 ERA (9 ER/33.2 IP) with 13 walks and 30 strikeouts, but was again held back by injuries, being placed on the injured list again from Aug.12-Sept.20, ending his season.
- Pardiniho underwent Tommy John surgery on Feb. 11, 2020, after dealing with elbow issues for the most of the year prior...He did not pitch professionally due to the injury, but the MiLB season was cancelled due to the COVID-19 pandemic.
- At the beginning of the 2021 campaign, he was still recovering from his injury...Made just two appearances on the season, throwing 3.0 total innings with the Florida Complex League Blue Jays in July...This was due to rehab setbacks and nagging issues with his elbow.
- The issues Pardiniho had dealt with the two seasons prior persisted in 2022, as he didn't make his season debut until June 18th with the FCL Blue Jays while on rehab assignment...He made two appearances in the FCL, before being assigned to Single-A Dunedin...In six appearances with the Dunedin Blue Jays, he went 3-0 while posting a 0.75 ERA (1 ER/12.0 IP) with a pair of walks and 13 strikeouts...Was then promoted to High-A Vancouver, allowing 17 earned runs in 15.0 innings (10.20 ERA) over 10 appearances.
- Spent the entirety of the 2023 campaign with the Vancouver Canadians, appearing in 35 games posting a 7.15 ERA (45 ER/56.2 IP) with 31 walks and 61 strikeouts...Placed on the 7-day injured list from April 15-29.





NON-ROSTER

PAULINO EDDINSON

74

INFILDER

BIRTHDATE July 2, 2002
 OPENING DAY AGE 22
 BIRTHPLACE Santiago, Dominican Republic
 RESIDENCE Santiago, Dominican Republic
 INSTAGRAM @e_paulino2

BATS/THROWS L/R
 HEIGHT/WEIGHT 5-10/180
 CONTRACT STATUS signed thru 2025
 M.L. SERVICE 0.000
 OPTIONS USED 0 of 3

PERSONAL:

- Eddinson Antonio Paulino.
- Signed by the Red Sox as an international free agent in July 2018.
- Listed by MLB.com as the Red Sox 20th-ranked prospect in 2022, 9th-ranked prospect in 2023, and 24th-ranked prospect in 2024...After being dealt to the Blue Jays at the 2024 trade deadline, was ranked by MLB Pipeline as the organization's 17th-ranked prospect.

LAST SEASON:

- Appeared in three games at MLB Spring Training, going 2-for-4 (.500).
- Started the year at Double-A Portland in the Red Sox organization, appearing in 69 games batting .263 with 16 doubles, three triples, three home runs, 35 RBI, 29 walks, 60 strikeouts, 10 stolen bases, and a .740 OPS.
- Traded to the Blue Jays at the 2024 deadline as part of the return for C Danny Jansen.
- Was placed on the injured list on July 13th, prior to being dealt to the Blue Jays...Was sent on rehab assignment to Single-A Dunedin on Aug. 28th, making his Blue Jays organization debut the same day.
- Appeared in six games for Dunedin, before being reassigned to Double-A New Hampshire on Sept. 10th.
- Recorded five total hits in 17 at-bats across four games with the Fisher Cats.
- Combined to slash .248/.328/.363 in 79 total contests on the year with 17 doubles, three triples, three home runs, 36 RBI, 9.6% walk rate, 22.3% strikeout rate, and a .691 OPS.
- Spent time defensively at third base (303.2 innings), second base (180.1 innings), and shortstop (126.0 innings)...Posted a .949% fielding percentage.
- Played in the Arizona Fall League to cap off the year, hitting .226 (12-for-53) with two extra-base hits and 12 RBI in 17 contests for the Scottsdale Scorpions.

Bold - career high; Red - league high

Year	Club and League	AVG	G	AB	R	H	2B	3B	HR	RBI	BB	IBB	SO	SB	CS	OBP	SLG	OPS	SH	SF	HBP
2019	DOSL Red Sox 1 (DOSL)	.287	35	108	17	31	2	4	0	10	18	0	23	2	6	.394	.380	.774	1	0	1
2021	FCL Red Sox (FCL)	.336	36	113	25	38	16	4	0	13	15	0	21	5	2	.436	.549	.985	0	0	5
2022	Salem (CARL)	.266	114	463	96	123	35	10	13	66	64	0	105	27	5	.359	.469	.828	1	5	6
2023	Greenville (SALL)	.257	115	440	68	113	28	4	12	58	50	0	113	26	8	.338	.420	.758	0	4	6
2024	Dunedin (FL)	.000	6	18	0	0	0	0	0	0	1	0	4	0	0	.053	.000	.053	0	0	0
	Portland (EL)	.263	69	243	33	64	16	3	3	35	29	1	60	10	8	.349	.391	.740	0	2	4
	New Hampshire (EL)	.294	4	17	1	5	1	0	0	1	0	0	6	1	0	.294	.353	.647	0	0	0
Minor Totals		.267	379	1402	240	374	98	25	28	183	177	1	332	71	29	.355	.432	.787	2	11	22

TRANSACTIONS

- Signed by the Boston Red Sox on July 2, 2018
- Traded to the Toronto Blue Jays along with INF Cutter Coffey and RHP Gilberto Batista in exchange for C Danny Jansen on July 27, 2024

PROFESSIONAL CAREER:

MINORS:

- First assigned to the Dominican Summer League Red Sox 1 to begin his professional career, where he hit .287 (31-for-108) with six extra-base hits, 10 RBI, and a .774 OPS.
- Did not play professionally in 2020 due to the COVID-19 pandemic cancelling the MiLB season.
- In 2021, did not make his season debut until June 29th with the Florida Complex League Red Sox...Appeared in a total of 36 games in the FCL, batting .336 (38-for-113) with 16 doubles, four home runs, 13 RBI, 15 walks, 21 strikeouts, a .549 SLG, and a .985 OPS...Led the FCL in OPS and doubles.
- Played in his first few contests at MLB Spring Training, prior to the start of the 2022 season.
- Named a CAR Post-Season All-Star as well as an MiLB.com Organization All-Star in 2022, after appearing in 114 games with Single-A Salem, batting .266 (123-for-463) with 35 doubles, 10 triples, 13 home runs, 66 RBI, 27 stolen bases, a .203 ISO, .469 SLG, .827 OPS, 11.9% walk rate, and a 19.5% strikeout rate...Led the Carolina League in total bases (217), doubles, triples, and extra-base hits (58)...Also ranked top 10 in SLG, games played (114), runs (96), hits (123), home runs, RBI, and ISO...Posted career-highs in runs, hits, doubles, triples, RBI, walks, stolen bases, and extra-base hits.
- Received the CAR Player of the Week award on Sept. 4, 2022, after going 8-for-20 (.400) with two doubles, three home runs, 10 RBI, and eight runs scored in five games.
- Appeared in 11 games at MLB Spring Training prior to the 2023 season, recording a pair of hits in 12 at-bats.
- Earned a second career MiLB.com Organization All-Star recognition, after spending the 2023 season at High-A Greenville...Batted .257 (113-for-440) with 28 doubles, four triples, 12 home runs, 68 runs scored, 58 RBI, 10% walk rate, 22.6% strikeout rate, and a .330 wOBA...Tied for the South Atlantic League lead in doubles while also finishing top 10 in runs (68), hits (113), total bases (185), and extra-base hits (44).





POP ZACH

56
PITCHER

BIRTHDATE September 20, 1996
OPENING DAY AGE 28
BIRTHPLACE Brampton, ON
RESIDENCE Brampton, ON
INSTAGRAM N/A

BATS/THROWS R/R
HEIGHT/WEIGHT 6-4/230
CONTRACT STATUS signed thru 2025
M.L. SERVICE 2.171
OPTIONS USED 3 of 3

PERSONAL:

- Zachery Michael Pop.
- Attended Notre Dame Catholic High School in Brampton, Ontario...Also played golf, volleyball, and hockey while at Notre Dame.
- Was a member of the Canadian Junior National Team before college.
- Spent three years at the University of Kentucky from 2015-2017, going 1-3 with a 4.58 ERA in 74.2 innings...Made two starts as a freshman and six starts as a sophomore.
- Is the 29th Canadian-born player to take the field for the Blue Jays.

LAST SEASON:

- Made a career-high 58 appearances at the MLB level.
- 70% of his strikeouts came on pitches located out of the zone, 6th-highest among qualified relievers.
- Allowed a .182 SLG versus the bottom of the order this season, tied for 3rd best among AL relievers.
- Right-handed hitters posted a 35% chase rate against him, 9th highest among AL relievers.
- Hitters chased 59 of his 120 fastballs thrown in off the plate this season (49%), highest among qualified relievers.
- Posted a chase rate of 31.4% this season and a groundball rate of 55.5%.
- Opponents hit .200 against his slider this season with a .240 SLG, a .184 wOBA, a .214 xwOBA, and an AVG exit velocity of 82.2 mph.
- On July 28 vs. TEX, earned his **1st career save** after tossing 1.1 shutout innings, becoming the 4th Canadian-born player to record a save for TOR, joining Jordan Romano (105), Paul Quantrill (15), and Paul Spoljaric (4).
- Made 11 appearances for the Bisons in 2024, posting a 1.54 ERA (2 ER/11.2 IP) and a .200 OPP AVG to go along with 9H, 5BB, and 12K.

Bold – career high; Red – league high

Year	Club & League	W-L	ERA	G	GS	CG	SHO	SV	IP	H	R	ER	HR	HB	BB	IBB	SO	WP	BK	AVG
2017	Dodgers (ARIZ)	0-0	0.00	5	0	0	0	0	5.0	2	0	0	0	0	2	0	5	0	0	.125
2018	Great Lakes (MIDW)	0-2	2.20	11	0	0	0	0	16.1	12	8	4	1	0	7	0	24	0	0	.194
	Rancho Cucamonga (CALL)	1-0	0.33	19	0	0	0	7	27.0	13	1	1	0	2	6	0	23	3	0	.149
	Bowie (EL)	1-1	2.53	14	0	0	0	1	21.1	14	7	6	0	1	6	0	17	2	0	.189
2019	Bowie (EL)	1-0	0.84	8	0	0	0	0	10.2	7	1	1	0	2	4	0	11	1	0	.184
2021	MIAMI (NL)	1-0	4.12	50	0	0	0	0	54.2	54	29	25	3	8	24	2	51	2	0	.254
	Jupiter (LASE)	0-0	3.86	2	1	0	0	0	2.1	3	1	1	0	0	0	0	3	0	0	.333
2022	MIAMI (NL)	2-0	3.60	18	0	0	0	0	20.0	23	9	8	1	1	2	0	14	1	0	.288
	TORONTO (AL)	2-0	1.89	17	0	0	0	0	19.0	18	4	4	1	1	2	0	11	0	0	.254
	2 TEAMS	4-0	2.77	35	0	0	0	0	39.0	41	13	12	2	2	4	0	25	1	0	.272
	Jacksonville (IL)	0-1	2.22	19	0	0	0	0	24.1	28	8	6	0	1	8	0	20	2	0	.298
	Buffalo (IL)	0-0	4.91	4	0	0	0	0	3.2	3	3	2	0	1	4	0	5	0	0	.200
2023	TORONTO (AL)	1-1	6.59	15	0	0	0	0	13.2	11	11	10	4	0	6	0	14	1	0	.220
	Dunedin (FL)	0-0	0.00	3	0	0	0	0	3.0	1	0	0	0	1	1	0	2	0	0	.100
	Buffalo (IL)	1-2	5.51	31	0	0	0	1	32.2	36	21	20	4	1	13	0	32	0	0	.277
2024	TORONTO (AL)	2-4	5.59	58	0	0	0	1	48.1	45	36	30	9	2	19	4	33	1	1	.243
	Buffalo (IL)	0-1	1.54	11	0	0	0	4	11.2	9	3	2	0	0	5	0	12	0	0	.200
Minor Totals		4-7	2.45	127	1	0	0	13	158.0	128	53	43	5	9	56	0	154	8	0	.221
MAJOR TOTALS		8-5	4.45	158	0	0	0	1	155.2	151	89	77	18	12	53	6	123	5	1	.252

WILD CARD RECORD

Year	Club and Opp.	W-L	ERA	G	GS	CG	ShO	SV	IP	H	R	ER	HR	HB	BB	IBB	SO	WP	BK	AVG
2022	TOR vs. SEA	0-0	0.00	1	0	0	0	0	0.1	2	0	0	0	0	0	0	1	0	0	.667

TRANSACTIONS

- Selected by the Los Angeles Dodgers in the 7th round of the 2017 First-Year Player Draft.
- Traded to the Baltimore Orioles along with OF Yusniel Diaz, RHP Dean Kremer, INF Rylan Bannon, and INF Breyvic Valera in exchange for INF Manny Machado on July 18, 2018.
- Selected by the Arizona Diamondbacks in the Rule 5 Draft on December 10, 2020.
- Traded to the Miami Marlins in exchange for future considerations on December 10, 2020.
- On injured list (right middle finger soreness) from August 14-31, 2021.
- Traded to the Toronto Blue Jays along with RHP Anthony Bass and a Player To Be Named Later in exchange for INF Jordan Groshans on August 2, 2022.
- On injured list (right hamstring strain) from May 5-July 8, 2023.



GAME HIGHS

ML Debut	April 3, 2021 vs. TB	ER Allowed	5 – June 4, 2021 at PIT
Innings Pitched:		HR Allowed	1 – 18x, last: Sept. 22, 2024 at TB
Starter	None	Low Hit CG	None
Reliever	2.1 – June 18, 2021 at CHC	Last Win	April 11, 2023 vs. DET
Walks:		Last Save	July 28, 2024 vs. TEX
Starter	None	Last CG	None
Reliever	3 – 3x, last: July 5, 2024 at SEA	Last ShO	None
Strikeouts:		Last Start	None
Starter	None	Last Relief App.	Sept. 23, 2024 vs. BOS
Reliever	3 – 7x, last: Aug. 21, 2024 vs. CIN	Longest Win Streak	6G – June 30, 2021–April 11, 2023
Hits Allowed	6 – June 4, 2021 at PIT	Longest Losing Streak	3G – April 30, 2023 – June 24, 2024
		Scoreless Innings Streak	12.2 – Sept. 11, 2022–April 2, 2023

MILESTONES

Category	Date	Opponent	Notes
Win	1 June 30, 2021	at Philadelphia	as a reliever - 1.0 IP, H, 0ER
Save	1 July 28, 2024	Texas	1.1 IP, 0H, 0ER, 0BB, 0K

PROFESSIONAL CAREER:

MINORS:

- In 2017, made his professional debut for the AZL Dodgers...Pitched in five games, allowing two hits and no runs in 5.0 innings.
- Made 44 appearances in 2018 and posted a 2-3 record and a 1.53 ERA (11 ER/64.2 IP) with 64 strikeouts across three different levels (Single-A Great Lakes, Advanced-A Rancho Cucamonga, and Double-A Bowie) in 2018...Allowed one earned run from April 17–July 11, totaling 40.2 innings pitched and 28 games...Posted a 0.33 ERA (1 ER/27.0 IP) in 14 games with Rancho Cucamonga...Held right-handers to a .162 batting average and left-handers to a .194 average.
- Traded from the Dodgers to the Orioles on July 18, 2018 in a deal that sent INF Manny Machado to the Dodgers.
- Pitched for Double-A Bowie in the Orioles organization in 2019...Worked in eight games, going 1-0 with an 0.84 ERA in 10.2 innings before suffering an elbow injury that would require Tommy John surgery.
- Did not pitch in 2020 as he recovered from Tommy John surgery.
- Was selected by the Arizona Diamondbacks in the 2020 Rule 5 Draft and traded to the Marlins for a player to be named later.

2021:

- Pitched in 50 games for the Marlins in 2021, finishing the season 1-0 with a 4.12 ERA while fanning 51 batters.
- Made his **MLB debut** on April 3 vs. TB...Pitched a scoreless, hitless inning.
- Earned his 1st Major League win on June 30 at PHI as he pitched a scoreless inning.
- Had a scoreless-innings streak of 11.1 frames (nine appearances) from April 17–May 20.

2022:

- Allowed just four of his 21 inherited runners to score (19.0%).
- 28 of his 35 outings were scoreless.
- Kept a 3.60 ERA (8 ER/20.0 IP) while going 2-0 in 18 games with the Marlins.
- Went 2-0 with a 1.89 ERA (4 ER/19.0 IP) and a 1.05 WHIP in 17 games for Toronto.
- Traded to Toronto on Aug. 2.
- Made his Blue Jays debut on Aug. 5 at MIN, allowing two hits over 1.0+ inning...Became the 29th Canadian-born player to suit up for the Blue Jays.
- Earned his 1st win as a Blue Jay on Sept. 21 at PHI (2.0, H, 2K), the 8th Canadian pitcher to get a W for Toronto.
- Picked up his 4th win of the year with 2.0 shutout frames (2K) on Oct. 2 vs. BOS...Along with **Jordan Romano**, became the 1st set of Canadian-born Blue Jays to earn the win and the save in the same game.
- Did not allowed a run in his last eight games of the regular season (10.2 IP, 6H, 2BB, 9K).
- Made his postseason **debut** in Game 1 of the ALWC vs. SEA on Oct. 7 (0.1IP, 2H, K).

2023:

- Became the 1st Canadian-born player to earn the win in a Blue Jays Home Opener on April 11 vs. DET (1.2 IP, 2K).
- Placed on the injured list with a right hamstring strain from May 5–July 8.
- Made 34 appearances between Single-A Dunedin and Triple-A Buffalo, going 1-2 with a 5.05 ERA (20 ER/35.2 IP) and a 1.43 WHIP.

Statcast Data

	2024	Career
Strikeout %:	15.8	18.4
Walk %:	9.1	7.9
Hard Hit %:	44.5	40.8
Fastest Pitch:	99.2 MPH	July 25, 2022 at CIN



ROBERTSON NICK

33
PITCHER

BIRTHDATE July 16, 1998
OPENING DAY AGE 26
BIRTHPLACE Roanoke, VA
RESIDENCE Callaway, VA
INSTAGRAM @nproberson

BATS/THROWS R/R
HEIGHT/WEIGHT 6-6/245
CONTRACT STATUS signed thru 2025
M.L. SERVICE 0.141
OPTIONS USED 2 of 3

PERSONAL:

- Nicholas Parker Robertson.
- Graduated from Franklin County High School in Rocky Mount, VA, where he was a three-sport athlete (baseball, basketball, golf) earning letters in all three...Became the first Major Leaguer to attend Franklin County High School since Ron Hodges of the New York Mets (1973-1984)
- Attended James Madison University, in Harrisonburg, VA, playing in two seasons, going 5-2 while posting a 1.38 ERA (9 ER/58.2 IP) with 24 walks, 87 strikeouts, a 0.95 WHIP, and a 13.3 K/9 in 38 appearances (one start)...Suffered an injury and underwent Tommy John surgery his freshman season...Named All-Colonial Athletic Association first team in 2019.
- Married his high school sweetheart, Maggie. They reside in Callaway, VA.

LAST SEASON:

- On Sept. 28 vs. MIA, made his Blue Jays debut retiring all three batters he faced in his inning of work.
- Declared off of waivers from the Los Angeles Angels on Sept. 17th.
- Placed on the injured list from May 26-June 24 with right elbow inflammation.
- Made eight appearances for the Cardinals earlier on the year, posting a 4.38 ERA (6 ER/12.1 IP) with 14 strikeouts and a 1.38 WHIP.
- Appeared in 33 games between Triple-A Memphis, Salt Lake, and Buffalo, going 1-2 with a 6.87 ERA (28 ER/36.2 IP), a 13.7% walk rate, a 21.7% strikeout rate, and a 1.80 WHIP.
- Against his sweepster in Triple-A in 2024, opponents posted a whiff rate of 45.5%, a 43.5% strikeout rate, and a 33.3% chase rate.

Bold – career high; Red – league high

Year	Club & League	W-L	ERA	G	GS	CG	SHO	SV	IP	H	R	ER	HR	HB	BB	IBB	SO	WP	BK	AVG
2019	Ogden (PION)	0-0	2.45	11	0	0	0	1	11.0	7	3	3	0	0	1	0	16	2	0	.179
	Dodgers Lasorda (AZ)	0-0	0.00	5	0	0	0	0	5.1	2	1	0	0	1	0	0	7	0	0	.105
2021	Tulsa (AACN)	2-4	3.53	39	1	0	0	4	58.2	55	28	23	5	2	17	0	63	2	0	.248
2022	Tulsa (TL)	1-3	4.88	44	2	0	0	7	55.1	52	33	30	7	5	27	2	72	8	0	.244
	Oklahoma City (PCL)	0-0	2.31	9	0	0	0	2	11.2	10	4	3	0	0	3	0	15	0	0	.222
2023	LOS ANGELES (NL)	0-1	6.10	9	0	0	0	0	10.1	17	10	7	1	0	4	0	13	0	0	.370
	BOSTON (AL)	0-0	6.00	9	1	0	0	0	12.0	13	9	8	2	0	5	2	13	0	0	.265
	2 Teams	0-1	6.04	18	1	0	0	0	22.1	30	19	15	3	0	9	2	26	0	0	.316
	Oklahoma City (PCL)	2-0	2.54	27	0	0	0	7	28.1	19	10	8	2	0	9	0	42	4	0	.184
	Worcester (IL)	2-1	4.40	15	0	0	0	2	14.1	14	9	7	3	1	4	0	16	2	0	.241
2024	ST. LOUIS (NL)	0-0	4.38	8	0	0	0	0	12.1	15	6	6	3	0	2	0	14	0	0	.306
	TORONTO (AL)	0-0	0.00	1	0	0	0	0	1.0	0	0	0	0	0	0	0	0	0	0	.000
	2 Teams	0-0	4.05	9	0	0	0	0	13.1	15	6	6	3	0	2	0	14	0	0	.288
	Memphis (IL)	1-2	7.48	21	0	0	0	1	21.2	23	19	18	3	2	16	1	21	2	0	.277
	Salt Lake (PCL)	0-0	6.92	10	0	0	0	0	13.0	18	12	10	1	1	8	0	17	1	0	.321
	Buffalo (IL)	0-0	0.00	2	0	0	0	0	2.0	1	0	0	0	0	0	0	0	0	0	.143
Minor Totals		8-10	4.15	183	3	0	0	24	221.1	201	119	102	21	12	85	3	269	21	0	.238
MAJOR TOTALS		0-1	5.30	27	1	0	0	0	35.2	45	25	21	6	0	11	2	40	0	0	.306

TRANSACTIONS

- Selected by the Los Angeles Dodgers in the 7th round of the 2019 First-Year Player Draft
- Traded to the Boston Red Sox along with RHP Justin Hagenman and cash considerations in exchange for UTIL Enrique Hernández on July 25, 2023
- Traded to the St. Louis Cardinals along with RHP Victor Santos in exchange for OF Tyler O'Neill on December 8, 2023
- On the injured list (right elbow inflammation) from May 26-June 24, 2024
- Claimed off waivers by the Los Angeles Angels on August 13, 2024
- Claimed off waivers by the Toronto Blue Jays on September 17, 2024



GAME HIGHS

ML Debut	June 7, 2023 at CIN	ER Allowed	4 – Sept. 20, 2023 at TEX
Innings Pitched:		HR Allowed	2 – May 15, 2024 at LAA
Starter	1.0 – Sept. 14, 2023 vs. NYY	Low Hit CG	None
Reliever	3.0 – 2x, last: May 19, 2024 vs. BOS	Last Win	None
Walks:		Last Save	None
Starter	2.1 – Aug. 27, 2015 vs. NYM	Last CG	None
Reliever	2 – June 28, 2023 at COL	Last ShO	None
Strikeouts:		Last Start	Sept. 14, 2023 vs. NYY
Starter	1 – Sept. 14, 2023 vs. NYY	Last Relief App.	Sept. 28, 2024 vs. MIA
Reliever	3 – 7x, last: May 19, 2024 vs. BOS	Longest Win Streak	None
Hits Allowed	6 – May 15, 2024 at LAA	Longest Losing Streak	1G – July 16, 2023-current
		Scoreless Innings Streak	6.2 – Oct. 1, 2023-May 6, 2024

MILESTONES

Category	Date	Opponent	Notes
Start	1 Sept. 14, 2023	New York (AL)	ND - 1.0 IP, 1BB, 1K

PROFESSIONAL CAREER:

MINORS:

- In 2019, started his professional career with the Arizona League Dodgers Lasorda, throwing 5.1 innings allowing zero earned runs over five total appearances...Promoted to Rookie-ball Ogden to finish the season, posting a 2.45 ERA (3 ER/11.0 IP) over 11 appearances with a walk, 16 strikeouts, a 0.73 WHIP, and a .179 opponent AVG.
- Did not pitch professionally in the 2020 season due to the COVID-19 pandemic.
- Invited to MLB Spring Training as a non-roster invitee in 2021, appearing in four contests allowing five runs in three innings.
- Spent the entirety of the 2021 season at Double-A Tulsa, going 2-4 while recording a 3.53 ERA (23 ER/58.2 IP) with a 1.23 WHIP, 3.10 FIP, 7% walk rate, 25.8% strikeout rate, and 28.3% whiff rate in 39 appearances (one start).
- Remained at Double-A Tulsa to start the 2022 campaign, appearing in 44 contests (two starts), going 1-3 with a 4.88 ERA (30 ER/55.1 IP), 27 walks, 72 strikeouts, and a 1.43 WHIP...Promoted to Triple-A Oklahoma City in September to finish the season, recording a 2.31 ERA (3 ER/11.2 IP) in nine appearances...Between both levels, combined to post a 4.43 ERA in 53 appearances (two starts) with a 3.44 FIP, 1.37 WHIP, 10.1% walk rate, 29.3% strikeout rate, and 30.4% whiff rate.

2023:

- Began the campaign at Triple-A Oklahoma City, appearing in 24 games, posting a 2.54 ERA (8 ER/28.1 IP) with nine walks, 42 strikeouts, a 0.99 WHIP, and a .184 opponent AVG.
- Selected to the MLB roster for the first time in his career on June 6th...Made his MLB debut on June 7 at CIN, tossing 2.0 scoreless innings with three strikeouts.
- Traded to the Boston Red Sox on July 25, 2023
- Split the rest of the season between the MLB level and Triple-A Worcester...Made 15 appearances for Worcester, recording a 4.40 ERA (7 ER/14.1 IP).
- Made his first career MLB start on Sept. 14 vs. NYY, throwing a scoreless inning with a walk and a strikeout.
- Had five consecutive scoreless appearances with the Red Sox from Sept. 10-17.
- Struck out at least one batter in each of his final nine appearances on the year, the 2nd-longest streak to end the season of any reliever who did not record a decision or save (Cole Irvin - 11).
- Between the Majors and the Triple-A level, appeared in a combined 60 games (one start), posting a 4.15 ERA (30 ER/65.0 IP) with a 3.33 FIP, 1.31 WHIP, 7.8% walk rate, 29.9% strikeout rate, 34% whiff rate, and a 30.8% chase rate.

Statcast Data

	2024	Career
Strikeout %:	25.5	24.8
Walk %:	3.6	6.8
Hard Hit %:	48.7	47.7
Fastest Pitch:	97.7 MPH	Sept. 14, 2023 vs. NYY





NON-ROSTER

RODEN

ALAN

83

OUTFIELDER

BIRTHDATE December 22, 1999
 OPENING DAY AGE 25
 BIRTHPLACE Middleton, WI
 RESIDENCE Middleton, WI
 INSTAGRAM @alan_roden28

BATS/THROWS L/R
 HEIGHT/WEIGHT 6-0/220
 CONTRACT STATUS signed thru 2025
 M.L. SERVICE 0.000
 OPTIONS USED 0 of 3

PERSONAL:

- Alan Eric Roden.
- Graduated from Middleton High School...Earned All-Big 8 First Team honours in both his junior and senior year, along with being named to First-Team All State as a senior.
- Spent three seasons with the Creighton Blue Jays, playing in 91 games combined hitting .383 (131-for-342) with 42 doubles, a pair of triples, 14 home runs, 93 RBI, 13 stolen bases, 49 walks to just 27 strikeouts, and a 1.125 OPS.
- Was named Big East Freshman of the Year, First-Team Freshman All-American, and First Team All-Big East in 2021, after redshirting in 2019 and playing in only three games in 2020 due to the shortened season...Played in 39 games in 2021, hitting .378 (54-for-143) with nine homers, while leading the conference in RBI (47), runs scored (39), doubles (17), and total bases (98).
- Graduated from Creighton in May of 2022 with a Physics degree...Was a recipient of the NASA Nebraska Space Grant.
- His favourite TV show is The Office.
- Ranked as the Blue Jays 7th-highest prospect heading into the 2024 season, according to MLB.com...Listed as the 9th ranked prospect according to Baseball America...Currently listed as the Blue Jays 5th-ranked prospect entering the 2025 season, according to MLB.com.

LAST SEASON:

- Named the Stan Barron Most Valuable Player for Triple-A Buffalo.
- Named the Blue Jays 2024 Minor League Player of the Year.
- Started the season at Double-A New Hampshire, appearing in 54 games, batting .267 (55-for-206) with 11 doubles, a triple, seven home runs, 27 RBI, 29 walks, 34 strikeouts, a .373 OBP, and an .805 OPS.
- Promoted to Triple-A Buffalo for the first time in his career in June.
- In 71 games with the Bisons, batted .314 (77-for-245) with 15 doubles, three triples, nine home runs, 48 RBI, 35 walks, 41 strikeouts, a .510 SLG, and a .916 OPS.
- Named the International League Player of the Month for August, after slashing .354/.411/.594 with seven doubles, two triples, four home runs, 16 RBI, and a 1.005 OPS...Led the league in hits (34) and total bases (57).
- Between both levels, combined to slash .293/.391/.475 with 26 doubles, four triples, 16 home runs, 75 RBI, 14 stolen bases, 12.1% walk rate, 14.2% strikeout rate, .375 wOBA, and an .865 OPS in 125 contests.
- From the beginning of August to the end of September, appeared in 41 games slashing .364/.439/.623 with 12 doubles, three triples, seven home runs, 35 RBI, 11% walk rate, 13.9% strikeout rate, .448 wOBA, .258 ISO, 1.062 OPS, 89.3 average exit velocity, and a 40.6% hard-hit rate.

Bold – career high; Red – league high

Year	Club and League	AVG	G	AB	R	H	2B	3B	HR	RBI	BB	IBB	SO	SB	CS	OBP	SLG	OPS	SH	SF	FBHP
2022	Dunedin (FL)	.233	25	90	17	21	4	0	1	9	17	1	13	5	1	.374	.311	.685	0	3	5
2023	Vancouver (NORW)	.321	69	268	57	86	23	1	4	41	42	0	32	15	2	.437	.459	.896	0	0	13
	New Hampshire (EL)	.310	46	174	35	54	6	1	6	27	26	1	32	9	2	.421	.460	.881	0	1	8
2024	New Hampshire (EL)	.267	54	206	31	55	11	1	7	27	29	1	34	6	1	.373	.432	.805	0	2	7
	Buffalo (IL)	.314	71	245	41	77	15	3	9	48	35	1	41	8	0	.406	.510	.916	0	2	4
Minor Totals		.298	265	983	181	293	59	6	27	152	149	4	152	43	6	.407	.453	.860	0	8	37

TRANSACTIONS

- Selected by the Toronto Blue Jays in the 3rd round of the 2022 First-Year Player Draft

PROFESSIONAL CAREER:

MINORS:

- In 2022, started his professional career with Low-A Dunedin...Played in 25 games, hitting .233 (21-for-90) with five extra-base hits, nine RBI, and 17 walks.
- Appeared in four games at MLB Spring Training, going 0-for-6.
- Began the 2023 season at High-A Vancouver...With the Canadians, hit .321 (86-for-268) with 23 doubles, a triple, 4 homers, 41 RBI, 42 walks, and 15 stolen bases with a .896 OPS...Promoted to Double-A New Hampshire, hitting .310 (54-for-174) in 46 games with six doubles, a triple, six homers, 27 RBI, nine stolen bases, and a .881 OPS.
- Spent most of his time defensively in left field and right field, along with some games played as the team's designated hitter.
- Was named an MLB.com Organization All-Star...Had more walks on the season (68) than strikeouts (64) posting a 12.8% walk rate, while leading all Blue Jays Minor Leaguers in wRC+ (149).





RODRÍGUEZ

YARIEL

29
PITCHER

BIRTHDATE March 10, 1997
OPENING DAY AGE 28
BIRTHPLACE Camaguey, Cuba
RESIDENCE Santo Domingo, DR
INSTAGRAM @yarielrodriguez29

BATS/THROWS R/R
HEIGHT/WEIGHT 6-1/225
CONTRACT STATUS signed thru 2028
M.L. SERVICE 1,000
OPTIONS USED 0 of 3

PERSONAL:

- Yariel Humberto Rodríguez.
- Husband to Gabriela and father to Harold Yariel.
- Was teammates with Blue Jays prospect Yosver Zulueta in 2017, when they both pitched for Cuba in the Can-Am League.
- Grew up idolizing fellow Cuban right-hander **Viccyohandri Odelin**.
- Signed a five-year, \$32 million deal with the Blue Jays on February 9th, 2024.

LAST SEASON:

- Became the 15th Blue Jays rookie in franchise history to make 20+ starts... Made a total of 21 starts on the year, the most by a Blue Jays rookie since Trent Thornton made 29 starts in 2019...
- His 8.83 K/9 on the year was the 2nd-highest by a Blue Jays rookie in franchise history, trailing only Alek Manoah (10.24).
- Recorded 10 starts this past season allowing one or fewer earned runs, trailing only José Berrios (12) and Kevin Gausman (12) for the most by a Blue Jay... Surrendered two earned runs or fewer in 13 of his 21 outings.
- Became the first Blue Jay to allow two or fewer earned runs in each of his first five career home starts, allowing seven earned runs over 25.1 IP (2.49 ERA) with 24 strikeouts and a 1.11 WHIP.
- Pitched 5.2 innings of one-run ball on five hits and a walk with five strikeouts on 8/10 vs. OAK...Through his first five career starts at home, posted a 2.49 ERA, the 4th-lowest mark in franchise history, trailing only Alek Manoah (1.91), Marcus Stroman (2.20), and Drew Hutchison (2.36).
- Held opponents to a .132 AVG in the month of July, the 4th-lowest OPP AVG by a Major League rookie in a single month (min. 5GS) since 1901.
- Began the game on 7/24 vs. TB with 4.0 perfect frames before surrendering a leadoff double to Randy Arozarena to start the 5th inning...Finished the night pitching 5.2 innings of two-run ball, scattering a pair of hits and a walk with six strikeouts.
- Earned his first career MLB win, on 7/6 at SEA, throwing 6.0 innings of one-hit, shutout ball with a pair of walks and six strikeouts.
- Took the hard-luck loss on 7/1 vs. HOU, tossing a career-high 6.2 innings of one-run ball, scattering two hits and two walks with six strikeouts...Began the game with 4.2 perfect frames...Induced 13 swing-and-misses, the 2nd-most of his career in a single game.
- In his 6 rehab appearances (5 starts), went 0-1 posting a 1.93 ERA (3 ER/14.0 IP) with 10 walks, 23 strikeouts, and a .212 opponent AVG.
- On the injured list from 4/30-6/20 with thoracic spine inflammation.
- Made his MLB debut on 4/13 vs. COL, taking a no-decision after pitching 3.2 innings of one-run ball with a pair of walks and six strikeouts...The six punchouts are tied for the 5th most by a Cuban-born pitcher in his MLB debut, and the most since José Fernández's eight strikeouts on 4/7/13 at NYM...Became the 3rd Cuban-born player to make his MLB debut in a Blue Jays uniform, joining Lourdes Gurriel Jr. (4/20/18 at NYY) and Adeiny Hechavarria (8/4/12 at OAK). The Camaguey native is the second Cuban-born player to ever throw a pitch for Toronto, following Kendrys Morales' inning of work on 5/20/18 vs. OAK.
- Began the season at Triple-A Buffalo, pitching 6.1 shutout innings across a pair of starts with three walks, 10 strikeouts, a 0.63 WHIP, and a .050 opponent AVG.
- Made two starts at Spring Training, allowing a run over 5.0 combined innings with three walks, three strikeouts, a 1.00 WHIP, and a .133 OPP AVG.

Bold – career high; Red – league high

Year	Club & League	W-L	ERA	G	GS	CG	SHO	SV	IP	H	R	ER	HR	HB	BB	IBB	SO	WP	BK	AVG
2015	Camaguey (CNS)	0-5	2.35	13	6	0	0	1	38.1	40	22	10	3	5	8	1	13	0	0	
2016	Camaguey (CNS)	5-5	3.61	22	14	1	1	2	94.2	70	41	38	5	6	54	9	64	4	2	
2017	Camaguey (CNS)	6-3	2.88	9	9	3	0	0	56.1	48	25	18	2	3	30	5	41	0	0	
	Las Tunas (CNS)	3-1	3.58	5	5	1	1	0	27.2	31	12	11	0	0	19	0	11	4	0	
2018	Camaguey (CNS)	3-2	3.10	11	11	2	1	0	69.2	62	30	24	6	8	35	7	55	3	0	
	Sancti Spiritus (CNS)	5-4	3.69	10	10	0	0	0	63.1	58	32	26	1	7	31	6	63	6	0	
2019	Camaguey (CNS)	7-6	3.61	18	15	5	0	2	99.2	91	54	40	3	7	54	8	93	3	0	
2020	Chunichi (JPCL)	3-4	4.12	11		0	0	0	59.0	50	30	27	4	5	21	0	67	2	2	
	Chunichi (JPWL)	3-0	0.40	6		0	0	0	22.2	7	1	1	0	2	8	0	18	0	0	
	Camaguey (CNS)	2-0	1.84	3	2	1	0	1	14.2	11	3	3	0	1	6	0	17	1	0	
2021	Chunichi (JPCL)	1-4	3.65	12		0	0	0	61.2	56	29	25	8	5	38	2	61	6	0	
	Chunichi (JPWL)	2-1	1.64	7		1	1	0	33.0	19	8	6	2	2	11	0	40	2	0	
2022	Chunichi (JPCL)	6-2	1.15	56		0	0	0	54.2	32	9	7	0	4	18	2	60	1	0	
2024	TORONTO (AL)	1-8	4.47	21	21	0	0	0	86.2	74	46	43	11	3	40	0	85	0	2	.229
	Buffalo (IL)	0-1	1.33	8	7	0	0	0	20.1	12	4	3	0	1	13	0	33	0	0	.167
Minor Totals		0-1	1.33	8	7	0	0	0	20.1	12	4	3	0	1	13	0	33	0	0	.167
NPB Totals		48-38	3.06	195	76	14	4	6	731.1	601	310	249	35	57	355	42	645	37	4	
MAJOR TOTALS		1-8	4.47	21	21	0	0	0	86.2	74	46	43	11	3	40	0	85	0	2	.229





WORLD BASEBALL CLASSIC RECORD

Year	Country	W-L	ERA	G	GS	CG	ShO	SV	IP	H	R	ER	HR	HB	BB	IBB	SO	WP	BK	AVG
2023	Cuba	0-0	2.45	2	2	0	0	0	7.1	5	2	2	0	2	6	0	10	0	0	.200

TRANSACTIONS

- Signed by the Toronto Blue Jays on February 9, 2024.
- On injured list (thoracic spine inflammation) from April 30-June 20, 2024

GAME HIGHS

ML Debut	April 13, 2024 vs. COL	ER Allowed	6 – Aug. 27, 2024 at BOS
Innings Pitched:		HR Allowed	3 – Aug. 16, 2024 at CHC
Starter	6.2 – July 1, 2024 vs. HOU	Low Hit CG	None
Reliever	None	Last Win	July 6, 2024 at SEA
Walks:		Last Save	None
Starter	4 – July 29, 2024 at BAL	Last CG	None
Reliever	None	Last ShO	None
Strikeouts:		Last Start	Sept. 28, 2024 vs. MIA
Starter	7 – 2x, last: July 12, 2024 at ARI	Last Relief App.	Sept. 29, 2017 vs. DET
Reliever	None	Longest Win Streak	1G – July 6, 2024 at SEA
Hits Allowed	8 – Aug. 27, 2024 at BOS	Longest Losing Streak	5G – July 29-Sept. 28, 2024
		Scoreless Innings Streak	9.2 – July 1-12, 2024

MILESTONES

Category	Date	Opponent	Notes
Start	1 April 13, 2024	Colorado	3.2 IP, 4H, 1ER, 1HR, 2BB, 6K
Win	1 July 6, 2024	at Seattle	6.0 IP, 1H, 0ER, 2BB, 6K

PROFESSIONAL CAREER:

- Started his professional career in 2015, in his hometown of Camaguey, in the Cuban National Series...Appeared in 13 games for the Ganaderos de Camaguey during the 2015-16 season, making six starts with a 2.35 ERA (10 ER/38.1IP), eight walks, and 13 strikeouts.
- Returned to Camaguey for the 2016-17 season, appearing in 22 contests (14 starts) and posting a 3.61 ERA (38 ER/94.2 IP) with 54 walks and 64 strikeouts.
- Started the 2017-18 season with Camaguey, making nine starts while posting a 2.88 ERA (18 ER/56.1 IP) with 30 walks and 41 strikeouts...Played the remainder of the season with Lenadores de Las Tunas, recording 3.58 ERA (11 ER/27.2 IP) to go along with 19 walks and 11 punchouts.
- Pitched for Cuba in the 2017 Canadian-American Association Independent League, appearing in eight games and allowing eight runs over 23.0 IP with 15 walks and 22 strikeouts.
- Began the 2018-19 season with Camaguey, making 11 starts posting a 3.10 ERA (24 ER/69.2) while recording 35 walks and 55 punchouts...Spent the rest of the campaign with Gallos de Sancti Spiritus, where he made 10 starts recording a 3.69 ERA (26 ER/63.1 IP) with 31 free passes and 63 strikeouts.
- Pitched for Cuba once again in 2018-19, making a start in the Caribbean Series where he surrendered a run, two hits, and a walk across 0.1 inning with a strikeout.
- Spent the 2019-20 season in Camaguey, posting a 3.61 ERA (40 ER/99.2 IP) across 18 appearances (15 starts) while recording 54 walks and 93 strikeouts...Played in the Canadian-American Association Independent League with Cuba for the second time, making three starts allowing five runs (four earned runs) over 12.2 combined innings with six free passes and 19 strikeouts.
- Pitched for Cuba in the 2019 World Baseball Softball Confederation Premier 12 event, appearing in two contests where he allowed three runs across 5.0 IP with two walks and five strikeouts.
- Signed with the Chunichi Dragons of the Nippon Professional Baseball League for the 2020 season...Posted a 4.12 ERA (27 ER/59.0 IP) in the NPB Central League across 11 appearances with 21 walks and 67 strikeouts...Made 6 appearances in the NPB Western League, allowing a run over 22.2 IP while recording 8 walks and 18 punchouts.
- Made three appearances (two starts) for Camaguey in the 2020-21 season, allowing 3 runs over 14.2 IP.
- Spent his second campaign with Chunichi in 2021, pitching in 12 contests in the Central League, recording a 3.65 ERA (25 ER/61.2 IP) with 38 walks and 61 punchouts...Made 7 appearances in the Western League posting a 1.64 ERA (6 ER/33.0 IP) with 11 walks and 40 strikeouts.
- Remained with Chunichi in the 2022 campaign, winning the NPB's Central League Most Valuable Setup Man Award, after going 6-2 with a 1.15 ERA (7 ER/54.2 IP) across 56 appearances while recording 18 walks and 60 strikeouts.
- Played for Cuba at the World Baseball Classic, making a pair of starts while allowing two runs over 7.1 combined innings with five hits, six walks, and 10 strikeouts.
- Did not pitch professionally in preparation for a MLB opportunity.

Statcast Data

	2024	Career
Strikeout %:	23.1	23.1
Walk %:	10.9	10.9
Hard Hit %:	37.2	37.2
Fastest Pitch:	97.6 MPH	April 29, 2024 vs. KC



NON-ROSTER

SÁNCHEZ

ALI

75

CATCHER

BIRTHDATE January 20, 1997
 OPENING DAY AGE 28
 BIRTHPLACE Carora, Venezuela
 RESIDENCE Carora, Venezuela
 INSTAGRAM @alisanchez20

BATS/THROWS R/R
 HEIGHT/WEIGHT 6-1/215
 CONTRACT STATUS signed thru 2025
 M.L. SERVICE 1.000
 OPTIONS USED 3 of 3

PERSONAL:

- Ali Miguel Sánchez.
- Signed by the New York Mets as an international free agent in July 2013.
- Initially played shortstop, but converted to a catcher as a teenager, prior to signing with the Mets.
- Listed as the New York Mets 15th-ranked prospect entering the 2016 season according to MLB Pipeline, as well as 21st in 2017, 27th in 2018, 30th in 2019, 26th in 2020, and 25th in 2021 for the St. Louis Cardinals.

LAST SEASON:

- Appeared in a career-high 31 games for the Marlins, batting .167 (14-for-84) with a pair of doubles, four RBI, four walks, and 24 strikeouts.
- Spent the majority of the campaign at Triple-A...Began the season with the Cubs organization, playing with Triple-A Iowa, before being dealt to the Marlins in June...Split the rest of the season between the Majors and Triple-A.
- Played in 48 contests at the Triple-A level, batting .226 (35-for-155) with 12 doubles, three home runs, 22 RBI, a .310 OBP, and a .671 OPS.
- Between both levels, combined to bat .205 with 14 doubles, three home runs, 26 RBI, 8.1% walk rate, and a 21.9% strikeout rate.
- Behind the plate, recorded six blocks above average at the Major League level, while throwing out nine of 34 attempted base stealers (26.5%).

Bold – career high; Red – league high

Year	Club and League	AVG	G	AB	R	H	2B	3B	HR	RBI	BB	IBB	SO	SB	CS	OBP	SLG	OPS	SH	SF	HBP
2014	Mets 1 (DOSL)	.303	50	175	21	53	7	0	3	24	27	1	31	6	6	.406	.394	.800	2	1	4
2015	GULF Mets (GULF)	.278	46	162	20	45	6	0	0	17	12	2	26	2	0	.339	.315	.654	0	0	3
	Kingsport (APPY)	.182	3	11	2	2	0	0	0	3	0	0	2	0	0	.182	.182	.364	0	0	0
2016	Brooklyn (NYPL)	.216	46	171	15	37	10	0	0	11	10	0	26	2	0	.260	.275	.535	0	0	0
2017	Columbia (SALL)	.231	56	182	20	42	3	0	1	15	13	0	26	2	3	.288	.264	.552	2	1	2
2018	Columbia (SALL)	.259	50	193	26	50	11	1	4	22	10	0	23	1	1	.293	.389	.682	0	2	0
	St. Lucie (FL)	.274	38	135	11	37	9	0	2	16	5	0	15	1	1	.296	.385	.681	0	2	0
2019	Binghamton (EL)	.278	71	270	28	75	13	0	1	30	23	3	52	1	0	.337	.337	.674	0	0	1
	Syracuse (IL)	.179	21	56	5	10	4	0	0	3	5	0	11	0	1	.277	.250	.527	0	1	3
2020	New York (NL)	.111	5	9	0	1	0	0	0	0	1	0	3	0	0	.200	.111	.311	0	0	0
2021	ST. LOUIS (NL)	.500	2	4	0	2	2	0	0	0	0	0	0	0	0	.500	1.000	1.500	0	0	0
	Memphis (AAAE)	.275	70	251	24	69	10	0	4	22	18	0	47	0	2	.322	.363	.685	0	1	0
2022	Memphis (IL)	.255	30	110	15	28	5	0	4	12	13	1	29	1	0	.333	.409	.742	0	0	0
	Toledo (IL)	.268	44	142	23	38	9	0	2	21	22	0	48	1	0	.369	.373	.742	0	2	2
2023	Reno (PCL)	.311	67	238	37	74	10	0	11	43	26	0	42	0	3	.375	.492	.867	0	3	0
2024	MIAMI (NL)	.167	31	84	5	14	2	0	0	4	4	0	24	2	1	.211	.190	.401	6	1	1
	Iowa (IL)	.240	41	129	16	31	10	0	3	21	18	0	28	0	0	.338	.388	.726	0	0	1
	Jacksonville (IL)	.154	7	26	2	4	2	0	0	1	0	0	7	0	0	.154	.231	.385	0	0	0
Minor Totals		.264	640	2251	265	595	109	1	35	261	202	7	413	17	17	.328	.360	.688	4	13	16
MAJOR TOTALS		.175	38	97	5	17	4	0	0	4	5	0	27	2	1	.221	.216	.437	6	1	1

TRANSACTIONS

- Signed by the New York Mets on July 2, 2013
- Traded to the St. Louis Cardinals in exchange for cash considerations on Feb. 12, 2021
- Claimed off waivers by the Detroit Tigers on June 18, 2022
- Claimed off waivers by the Pittsburgh Pirates on Oct. 18, 2022
- Claimed off waivers by the Arizona Diamondbacks on Dec. 2, 2022
- Signed by the Pittsburgh Pirates on Dec. 1, 2023
- Signed by the Chicago Cubs on April 5, 2024
- Traded to the Miami Marlins in exchange for cash considerations on June 19, 2024
- Signed by the Toronto Blue Jays on Dec. 20, 2024

GAME HIGHS

ML Debut Aug. 10, 2020 vs. WAS
Runs 1 – 5x, last: Aug. 29, 2024 at COL
Hits 3 – Aug. 29, 2024 at COL
Home Runs None
RBI 1 – 4x, last: Aug. 29, 2024 at COL

Stolen Bases 2 – Aug. 29, 2024 at COL
Last ML Home Run None
Longest Hitting Streak 2G – 2x, last: June 25-27, 2024
Longest On-Base Streak 3G – Sept. 1, 2020-Sept. 1, 2021 (2)
Longest Hitless Streak 17AB – July 22-Aug. 4, 2024



MILESTONES

Category	Date	Opponent	Pitcher	Notes
Hit	1 Aug. 28, 2020	New York (AL)	Loáisiga	Single
RBI	1 July 12, 2024	at Cincinnati	Díaz	RBI single
Stolen Base	1 Aug. 29, 2024	at Colorado (NL)	Blalock	Home
			C-Romo	

PROFESSIONAL CAREER:

MINORS:

- Began his professional career in 2014 with the Dominican Summer League Mets 1, playing 50 games batting .303 (53-for-175) with seven doubles, three home runs, 24 RBI, 27 walks, 32 strikeouts, .406 OBP, and an .800 OPS...Also threw out 37 runners out of 72 total attempts (51.4%)...Named a Dominican Summer League Mid-Season All-Star.
- Remained at the Rookie-ball level in 2015, spending most of the time with the Gulf Coast League Mets, before making a few appearances with Kingsport of the Appalachian League...In a combined 49 contests, he batted .272 (47-for-173) with six doubles and 20 RBI...Behind the plate, threw out 26 of 56 runners caught stealing (46.4%).
- Was promoted to Low-A Brooklyn for the 2016 season, where he remained throughout the campaign...Appeared in 46 contests, batting .216 (37-for-171) with 10 doubles and 11 RBI...Threw out 29 of 61 runners (47.5%).
- Played in three contests at 2017 MLB Spring Training.
- Went up another level for the 2017 season, this time spending the campaign with the Single-A Columbia Fireflies of the South Atlantic League...Appeared in a total of 56 contests, batting .231 (42-for-182) with three doubles, a home run, and 15 RBI...Continued his success behind the plate, throwing out 20 runners in 42 attempts (47.6%).
- Placed on the 7-day injured list twice during the 2017 season, from July 13-22 and July 25-Sept. 27.
- Remained at Single-A Columbia to begin the 2018 campaign, before being promoted to High-A St. Lucie at the end of June...Between both levels, combined to hit .265 (87-for-328) with 20 doubles, a triple, 6 home runs, 38 RBI, and a .681 OPS, while throwing out 31 of 74 base stealers (41.9%)...Finished off the year by playing in the Arizona Fall League, where he appeared in 11 games for the Scottsdale Scorpions, collecting three hits.
- Invited to 2019 MLB Spring Training as a non-roster invitee for the first time in his career, making 13 appearances, throwing out four runners behind the plate...Later assigned to Extended Spring Training prior to the start of the MLB campaign.
- Promoted to Double-A Binghamton to start the 2019 season, eventually finishing the year with a promotion to Triple-A Syracuse at the end of July...Appeared in a combined 92 games between Double-A and Triple-A, batting .261 (85-for-326) with 17 doubles, a homer, 33 RBI, and a .648 OPS...Behind the plate, threw out 31 runners in 70 total attempts (44.3%)...Returned to play in the Arizona Fall League for the second straight year, again playing for the Scottsdale Scorpions, batting .262 (11-for-42) with two doubles and five RBI in 14 contests.
- After the season had concluded, the Mets selected his contract in November.

2020:

- Played in 10 games at MLB Spring Training, recording a double.
- Appeared in five contests for the New York Mets, making his MLB debut on Aug. 10 vs. WSH, entering the game as a defensive replacement in the 7th inning...Grounded into a double play in his only at-bat.
- Recorded his first career MLB hit with a single off RHP **Jonathan Loáisiga** on Aug. 28 vs. NYY.
- Recalled to the MLB roster five times during the 2020 season, spending time with the big league team from Aug. 3-6, Aug. 9-11, Aug. 25-Sept. 2, Sept. 26-27, and Sept. 28 through the end of the season.

2021:

- After being designated for assignment in February, the catcher was dealt to the St. Louis Cardinals a couple days later in exchange for cash considerations.
- Recorded a hit in six total contests at Spring Training.
- Assigned to the Alternate Training Site at the end of March, before being recalled to the MLB roster on April 27.
- Made his season debut in the second game of a doubleheader on May 5 vs. NYM, recording his first career MLB double off RHP **Jordan Yamamoto** in the 2nd inning.
- Optioned to Triple-A Memphis on May 8, where he spent the majority of the season...Appeared in 70 games for the Redbirds, hitting .275 (69-for-251) with 10 doubles, four home runs, 22 RBI, and a .685 OPS.
- Threw out 16 runners at the Triple-A level out of 46 attempted base stealers (33.9%).
- Made another appearance with the Cardinals on Sept. 1, again in the second game of a doubleheader, recording a double in his only at-bat.
- At the end of the season, played in the Venezuelan Winter League for the first time, playing in 35 games for the Cardenales de Lara, batting .304 (38-for-125) with seven doubles, a pair of home runs, 15 RBI, and a .736 OPS.

2022:

- Recorded four hits in nine total at-bats during Spring Training.
- Split the season between the Cardinals and Tigers organizations, playing for the Triple-A Memphis Redbirds and the Toledo Mud Hens.
- Designated for assignment on June 15, before being claimed off waivers by the Detroit Tigers a few days later, and then assigned to Triple-A.
- Appeared in a combined 74 games at the Triple-A level, batting .262 (66-for-252) with 14 doubles, six home runs, 33 RBI, and a .743 OPS...Threw out 21 runners behind the plate out of 62 attempted base stealers (33.9%).
- Designated for assignment for a second time on Oct. 14, then being claimed off waivers by the Pittsburgh Pirates.
- Returned to the Cardenales de Lara for the second straight year, hitting .221 (17-for-77) with three doubles and eight RBI.


2023:

- Claimed off waivers by the Arizona Diamondbacks in early December, before being designated for assignment and outrighted to Triple-A Reno in January.
- Spent the entirety of the season at Triple-A Reno, batting .311 (74-for-238) with 10 doubles, 11 home runs, 43 RBI, and an .867 OPS...On injured list from Sept. 12-29...Elected free agency after the season concluded.

Career-Highs - Statcast

	Speed/Distance	Date
Hardest Hit Ball:	105.1 MPH	Aug. 31, 2024 at SF
Farthest Hit Ball:	390 ft	July 22, 2024 vs. NYM
Top Sprint Speed:	26.4 ft/s	June 25, 2024 at KC





SANDLIN

NICK

52
PITCHER

BIRTHDATE January 10, 1997
OPENING DAY AGE 28
BIRTHPLACE Evans, GA
RESIDENCE Ocean Springs, MS
INSTAGRAM @nicksandlin

BATS/THROWS R/R
HEIGHT/WEIGHT 5-11/175
CONTRACT STATUS signed thru 2025
M.L. SERVICE 3.157
OPTIONS USED 0 of 3

PERSONAL:

- Nick Howard Sandlin.
- Graduated from Greenbrier High School in Evans, GA...As a junior, was named Augusta, GA, Chronicle Player of the Year.
- Attended the University of Southern Mississippi, playing three seasons for the Golden Eagles, going 23-5 with a 1.70 ERA (38 ER/200.2 IP), 67 walks, 268 strikeouts, 0.97 WHIP, and 12.0 K/9 in 70 appearances (15 starts)...During his collegiate career, was named a Freshman All-American by Louisville Slugger, Conference USA All-Freshman, Perfect Game/Rawlings first-team, National Collegiate Baseball Writers Associated second team, ABCA/Rawlings all-south region second-team, and All-Conference USA first-team...Earned multiple preseason All-American selections.
- Following his junior year, was given the C Spire Ferriss Trophy, given to the best collegiate baseball player in Mississippi...Also named Conference USA's Baseball Pitcher of the Year and National Pitcher of the Year from Perfect Game/Rawlings.
- His favourite player growing up was **Ichiro Suzuki**, his favourite movie is Remember the Titans, and his favourite thing away from baseball is golf.

LAST SEASON:

- Made a career-high 68 appearances out of the bullpen, posting a 3.75 ERA (24 ER/57.2 IP) with a 1.27 WHIP, .222 opponent AVG, 11% walk rate, 27.6% strikeout rate, 33.7% whiff rate, and a 28.4% chase rate.
- Posted career highs in wins (8), appearances, and strikeouts (68).
- Against his splitter, opponents hit .100 with a .121 xBA, .200 SLG, .151 wOBA, .170 xwOBA, 48.3% whiff rate, and a 41% chase rate.
- Against left-handed hitters, allowed a .217 AVG, 1.05 WHIP, and a .676 OPS while posting a 28.2% strikeout rate, 32/9% whiff rate, and a 33.6% chase rate.
- Placed on the injured list from June 19-July 4 due to lower back inflammation...Made one rehab appearance at Triple-A Columbus.
- Recorded his [first career MLB save](#) on April 27 at ATL, retiring all three batters he faced in a scoreless inning of work with a strikeout.

Bold – career high; Red – league high

Year	Club & League	W-L	ERA	G	GS	CG	SHO	SV	IP	H	R	ER	HR	HB	BB	IBB	SO	WP	BK	AVG
2018	ARI Indians 1 (ARI)	0-0	0.00	3	0	0	0	0	3.0	2	0	0	0	0	0	0	4	1	0	.200
	Lake County (MIDW)	0-0	1.74	10	0	0	0	1	10.1	9	2	2	0	0	0	0	15	0	0	.237
	Lynchburg (CARL)	1-0	1.42	7	0	0	0	4	6.1	2	1	1	0	1	2	0	10	1	0	.091
	Akron (EL)	1-0	10.38	5	0	0	0	0	4.1	8	5	5	0	1	1	0	7	2	0	.400
2019	Akron (EL)	0-0	1.56	15	0	0	0	2	17.1	13	4	3	2	3	8	2	27	0	0	.203
	Columbus (IL)	1-0	4.00	9	0	0	0	0	9.0	5	4	4	2	0	7	0	11	1	0	.172
2021	CLEVELAND (AL)	1-1	2.94	34	0	0	0	0	33.2	21	15	11	2	4	17	0	48	1	0	.176
2022	CLEVELAND (AL)	5-2	2.25	46	0	0	0	0	44.0	27	13	11	2	3	24	3	41	1	0	.176
	Columbus (IL)	0-0	8.31	5	0	0	0	0	4.1	3	4	4	1	0	4	1	3	0	0	.214
2023	CLEVELAND (AL)	5-5	3.75	61	0	0	0	0	60.0	38	28	25	12	2	24	1	66	0	0	.182
2024	CLEVELAND (AL)	8-0	3.75	68	1	0	0	1	57.2	46	29	24	12	6	27	2	68	1	0	.222
	Columbus (IL)	0-0	0.00	1	0	0	0	0	1.0	0	0	0	0	0	1	0	0	0	0	.000
Minor Totals		3-0	3.07	55	0	0	0	7	55.2	42	20	19	5	5	23	3	77	5	0	.210
MAJOR TOTALS		19-8	3.27	209	1	0	0	1	195.1	132	85	71	28	15	92	6	223	3	0	.192

WILD CARD RECORD

Year	Club and Opp.	W-L	ERA	G	GS	CG	Sho	SV	IP	H	R	ER	HR	HB	BB	IBB	SO	WP	BK	AVG
2022	CLE vs. TB	0-0	0.00	1	0	0	0	0	0.2	0	0	0	0	0	1	0	1	0	0	.000

TRANSACTIONS

- Selected by the Cleveland Guardians in the 2nd round of the 2018 First-Year Player Draft
- On injured list (right shoulder strain) from Aug. 12, 2021 for the remainder of the season
- On injured list (lower back inflammation) from June 19-July 4, 2024
- Traded to the Toronto Blue Jays along with 2B Andrés Giménez in exchange for INF Spencer Horwitz and OF Nick Mitchell



GAME HIGHS

ML Debut	May 1, 2021 at CWS	ER Allowed	3 – 4x, last: June 16, 2024 at TOR
Innings Pitched:		HR Allowed	2 – July 21, 2023 vs. PHI
Starter	1.0 – Aug. 26, 2024 vs. KC	Low Hit CG	None
Reliever	2.0 – 3x, last: June 22, 2023 vs. OAK	Last Win	Sept. 11, 2024 at CWS
Walks:		Last Save	April 27, 2024 at ATL
Starter	2 – Aug. 26, 2024 vs. KC	Last CG	None
Reliever	3 – 4x, last: April 1, 2024 at SEA	Last ShO	None
Strikeouts:		Last Start	Aug. 26, 2024 vs. KC
Starter	2 – Aug. 26, 2024 vs. KC	Last Relief App.	Sept. 27, 2024 vs. HOU
Reliever	4 – May 17, 2021 at LAA	Longest Win Streak	8G – March 30, 2024-current
Hits Allowed	4 – Sept. 27, 2024 vs. HOU	Longest Losing Streak	2G – 3x, last: Aug. 2-11, 2023
		Scoreless Innings Streak	16.0 – July 9-Sept. 3, 2023

MILESTONES

Category	Date	Opponent	Notes
Start	1 Aug. 26, 2024	Kansas City	ND - 1.0 IP, 2BB, 2K
Win	1 June 14, 2021	Baltimore	as a reliever - 1.2 IP, 3K
Save	1 April 27, 2024	at Atlanta	1.0 IP, 1K

PROFESSIONAL CAREER:

MINORS:

- Started his professional career at Rookie-ball with the Arizona Indians in 2018, throwing 3.0 scoreless innings in three appearances, before being promoted to Single-A Lake County at the end of June...In 10 appearances with the Lake County Captains, potted a 1.74 ERA (2 ER/10.1 IP) with zero walks, 15 strikeouts, and a 0.87 WHIP...Promoted to High-A Lynchburg at the beginning of August, throwing 6.1 innings of one-run ball across seven total appearances, with four saves, two walks, 10 strikeouts, and a 0.63 WHIP...Finished his first season at Double-A Akron after being promoted at the end of August.
- Between all four levels in 2018, appeared in a combined 25 contests, going 2-0 while posting a 3.00 ERA (8 ER/24.0 IP) with five saves in five opportunities, three walks, 36 strikeouts, and a 1.00 WHIP.
- Limited to 24 appearances in 2019 due to a right elbow/forearm injury, which required season-ending surgery on Aug. 21... Underwent right forearm ulnar stress fracture repair.
- Split the season between Double-A Akron and Triple-A Columbus, posting a 2.39 ERA (7 ER/26.1 IP) with a pair of saves, 15 walks, 38 strikeouts, and a 1.25 WHIP.
- Did not pitch in the 2020 season due to the COVID-19 pandemic...Spent the year at the Alternate Training Site in Lake County.

2021:

- Made his first appearance at MLB Spring Training, throwing 5.0 scoreless innings in six combined appearances.
- Began the year the Alternate Training Site in Columbus, before being promoted to the Majors for the first time on April 30.
- Made his MLB on May 1 at CWS, retiring all three batters he faced in a scoreless inning of work...Got **Adam Eaton** swinging on a 2-2 slider for his first career MLB strikeout.
- Earned his first career MLB win June 14 vs. BAL, throwing 1.2 shutout innings with three strikeouts.
- Made 34 appearances during the season, all at the MLB level, going 1-1 with a 2.94 ERA (11 ER/33.2 IP), 2.96 FIP, 1.13 WHIP, .176 opponent AVG, 12.1% walk rate, 34% strikeout rate, and a 32.7% whiff rate.
- Suffered a season-ending injury on Aug. 11 vs. OAK, suffering a right shoulder strain...Began a throwing program in Good-year, AZ, in September.

2022:

- Spent the majority of the season at the MLB level with the Guardians, going 5-2 while posting a 2.25 ERA (11 ER/44.0 IP) with a 1.16 WHIP, .176 opponent AVG, 13.3% walk rate, 22.8% strikeout rate, and a 56.3% groundball rate.
- Had a two-week stint with Triple-A Columbus from June 20-July 4, appearing in five contests.
- After being recalled to the Majors, he posted a 1.78 ERA in 27 appearances with six walks, 28 strikeouts, and a 9.9 K/9.
- Went on a 16.0 inning scoreless streak from July 9-Sept. 3...During that time, he allowed a .115 opponent AVG, a .179 OBP, .135 SLG, 0.56 WHIP, 32.1% strikeout rate, 34.8% whiff rate, and a 34.9% chase rate.
- Batters were 14-for-79 (.177) against him with runners on base, as well as 9-for-56 with RISP (.161).

2023:

- Made 61 appearances out of the Guardians bullpen, going 5-5 while posting a 3.75 ERA (25 ER/60.0 IP) with a 1.03 WHIP, .182 opponent AVG, .270 opponent OBP, 10% walk rate, 27.6% strikeout rate, 32% whiff rate, and a 28.9% chase rate.
- Set a career-high in innings pitched (60.0).
- Held opposing batters to a .182 AVG (38-for-209), the lowers mark among Guardians relievers (min 45.0 IP) and 8th-lowest in the AL...Marked the 3rd-lowest opponent AVG by any Cleveland reliever since 2021, trailing only Emmanuel Clase (.167 AVG in 2022) and James Karinchak (.176 in 2021)...Held left-handed hitters to a .145 AVG (9-for-62).
- Led all MLB relievers with a 10.5% inherited runners scored rate, allowing only four of 38 runners on base to score...Posted the 3rd-lowest single-season rate by a Cleveland reliever since 2000, trailing Rafael Betancourt (9.1% in 2007) and Oliver Perez (9.3% in 2018).
- Did not allow an earned run in the month of May, throwing 8.2 shutout innings in eight appearances...Between May and June, made 17 appearances, posting a 1.50 ERA (3 ER/18.0 IP).
- Recorded a 1.16 ERA (3 ER/23.1 IP) against divisional opponents.

Statcast Data

	2024	Career
Strikeout %:	27.6	27.7
Walk %:	11.0	11.4
Hard Hit %:	42.8	38.4
Fastest Pitch:	94.5 MPH	Sept. 21, 2024 at STL





SANTANDER ANTHONY

25
OUTFIELDER

BIRTHDATE October 19, 1994
OPENING DAY AGE 30
BIRTHPLACE Margarita, Venezuela
RESIDENCE Agua Blanca, Venezuela
INSTAGRAM @anthonyssantander

BATS/THROWS S/R
HEIGHT/WEIGHT 6-2/235
CONTRACT STATUS signed thru 2029
M.L. SERVICE 6.162
OPTIONS USED 2 of 3

PERSONAL:

- Anthony Roger Santander.
- Named the MLBPAA Orioles Heart and Hustle Award winner in 2023.
- Given the Most Valuable Oriole Award in 2020.
- Is a fan of Venezuelan players **Asdrubal Cabrera**, **Carlos Carrasco**, and **José Altuve**.
- Has a devoted group of fans called "The Fantanders", who are hundreds of scouts from the United Kingdom who sat behind him in left field at Oriole Park during a game in 2019.
- Began learning to play the harp during the COVID-19 shutdown.
- Played for Team Venezuela at the 2023 World Baseball Classic.
- Since 2022, ranks 2nd in the American League in home runs (105), trailing only **Aaron Judge** (157), 5th in RBI (286), and T-5th in extra-base hits (198).

LAST SEASON:

- Named an All-Star and Silver Slugger for the first time in his career.
- Played in a career-high 155 games for the Orioles, batting .235 (140-for-595) with 25 doubles, a pair of triples, a career-high 44 home runs and 102 RBI, 8.7% walk rate, 19.4% strikeout rate, .271 ISO, .342 wOBA, and an .814 OPS.
- The 44 homers were the 5th most in a single season by a switch-hitter in MLB history...is one of four switch hitters in MLB-history to reach 44 home runs, joining **Mickey Mantle** (2x), **Lance Berkman**, and **Chipper Jones**.
- His 44 home runs were the 3rd-most in the Majors.
- Became the ninth player in Orioles history with multiple seasons of 30+ home runs, joining **Manny Machado** (3, 2015-17), **Chris Davis** (4, 2012-13, 15-16), **Adam Jones** (2, 2012-13), **Rafael Palmeiro** (4, 1995-98), **Eddie Murray** (5, 1980, 82-83, 85, 87), **Boog Powell** (4, 1964, 66, 69-70), **Frank Robinson** (3, 1966-67, 69), and **Jim Gentile** (2, 1961-62).
- Became the fifth switch hitter in Orioles history to record 400+ RBI, doing so in his 688th game, becoming the 2nd-fastest switch-hitter to reach the mark, trailing only **Eddie Murray** (643).
- Launched his third career grand slam on May 5 at CIN and drove in five runs, tying a career high (May 5, 2023 at ATL).
- His fourth-inning single on June 14 vs. PHI was registered at 114.4 mph, the hardest-hit ball by an Oriole on the season and the hardest-hit of his career.
- Led MLB with 13 home runs in June, the most in the month of June in Orioles history and tied with **Nelson Cruz** (May 2014) and **Frank Robinson** (July 1966) for the second-most home runs in a single month in Orioles history.
- Reached base safely in 19 straight games from July 10-Aug. 1, tied for the second longest streak of his career.
- Launched his 36th home run of the year on Aug. 13 vs. WSH, setting the single-season record for the most home runs by a switch hitter in Orioles history.
- Hit his fourth career grand slam and second of the season (May 5 at CIN) in the eighth inning on Aug. 23 vs. HOU... Marked the first go-ahead grand slam by an Oriole in the eighth inning or later since Pedro Alvarez on April 6, 2018 at NYY.
- Hit his 40th home run of the season on September 9 at BOS, becoming the 8th Oriole to hit 40 home runs in a season and the first switch hitter to do so since 2006.
- Played both games in the AL Wild Card against the Royals, recording a hit in eight at-bats.

Bold – career high; Red – league high

Year	Club and League	AVG	G	AB	R	H	2B	3B	HR	RBI	BB	IBB	SO	SB	CS	OBP	SLG	OPS	SH	SF	HBP
2012	ARI Indians (ARI)	.305	43	154	27	47	15	1	4	32	13	0	37	6	3	.381	.494	.875	0	2	7
2013	Lake County (MIDW)	.242	61	219	27	53	13	0	5	31	13	0	43	6	3	.303	.370	.673	0	0	6
2014	Lake County (MIDW)	.184	43	163	16	30	9	1	1	10	17	0	49	2	0	.260	.270	.530	0	1	0
2015	Mahoning Valley	.419	8	31	6	13	6	0	3	9	4	0	8	0	0	.486	.903	1.389	0	0	0
2016	Lake County (MIDW)	.278	64	248	46	69	16	0	10	42	18	2	53	4	2	.337	.464	.801	0	4	6
2016	Lynchburg (CARL)	.290	127	500	90	145	42	0	20	95	54	1	118	10	5	.368	.494	.862	1	7	12
2017	BALTIMORE (AL)	.267	13	30	1	8	3	0	0	2	0	0	8	0	0	.258	.367	.625	0	1	0
	Frederick (CARL)	.400	1	5	0	2	0	0	0	0	0	1	0	0	0	.400	.400	.800	0	0	0
	Bowie (EL)	.380	15	50	13	19	5	0	5	14	7	1	9	0	0	.458	.780	1.238	0	1	1
2018	BALTIMORE (AL)	.198	33	101	8	20	5	1	1	6	6	0	21	1	0	.250	.297	.547	0	0	1
	Aberdeen (NYP)	.286	7	28	6	8	5	0	1	5	2	0	5	2	0	.355	.571	.926	0	0	1
	Bowie (EL)	.258	54	209	26	54	9	3	5	22	10	0	32	4	1	.293	.402	.695	0	2	1
	Norfolk (IL)	.182	11	44	3	8	3	0	2	7	2	0	9	0	0	.213	.386	.599	0	1	0
2019	BALTIMORE (AL)	.261	93	380	46	99	20	1	20	59	19	0	86	1	2	.297	.476	.773	1	3	2
	Norfolk (IL)	.259	48	193	30	50	15	0	5	28	13	1	38	3	2	.311	.415	.726	0	1	2
2020	BALTIMORE (AL)	.261	37	153	24	40	13	1	11	32	10	3	25	0	1	.315	.575	.890	0	0	2
2021	BALTIMORE (AL)	.241	110	406	54	98	24	0	18	50	23	0	101	1	1	.286	.433	.719	1	4	4
	Bowie (AANE)	.333	3	12	5	4	0	0	1	2	2	0	2	0	0	.429	.583	1.012	0	0	0
2022	BALTIMORE (AL)	.240	152	574	78	138	24	0	33	89	55	1	122	0	2	.318	.455	.773	0	5	13
2023	BALTIMORE (AL)	.257	153	591	81	152	41	1	28	95	55	1	152	5	1	.325	.472	.797	0	4	6
2024	BALTIMORE (AL)	.235	155	595	91	140	25	2	44	102	58	3	129	2	0	.308	.506	.814	0	5	7
Minor Totals		.270	485	1856	295	502	138	5	62	297	155	5	404	37	16	.335	.450	.785	1	19	36
MAJOR TOTALS		.246	746	2830	383	695	155	6	155	435	226	8	644	10	7	.307	.469	.776	2	22	35



ALL-STAR GAME RECORD

Year	League and City	AVG	G	AB	R	H	2B	3B	HR	RBI	BB	IBB	SO	SB	CS	OBP	SLG	OPS	SH	SF	HBP
2024	AL at TEX	.500	1	2	1	1	0	0	0	0	0	0	0	0	0	.500	.500	1.000	0	0	0

WILD CARD RECORD

Year	Club and Opp.	AVG	G	AB	R	H	2B	3B	HR	RBI	BB	IBB	SO	SB	CS	OBP	SLG	OPS	SH	SF	HBP
2024	BAL vs. KC	.125	2	8	0	1	0	0	0	0	0	0	0	2	0	.125	.125	.250	0	0	0

DIVISION SERIES RECORD

Year	Club and Opp.	AVG	G	AB	R	H	2B	3B	HR	RBI	BB	IBB	SO	SB	CS	OBP	SLG	OPS	SH	SF	HBP
2023	BAL vs. TEX	.273	3	11	2	3	0	0	1	1	2	0	0	0	0	.385	.545	.930	0	0	0

WORLD BASEBALL CLASSIC

Year	Club and League	AVG	G	AB	R	H	2B	3B	HR	RBI	BB	IBB	SO	SB	CS	OBP	SLG	OPS	SH	SF	HBP
2023	Venezuela	.353	5	17	4	6	1	1	2	5	3	0	2	0	0	.450	.882	1.332	0	0	0

HOME RUN BREAKDOWN

		ONE GAME																		
Total		H	A	2	3	4	GS	LO	XN	IP	PH	RHP	LHP							
155		81	74	16	0	0	4	0	0	0	0	112	43							

TRANSACTIONS

- Signed by the Cleveland Indians on July 2, 2011
- Selected by the Baltimore Orioles in the Rule 5 Draft on December 8, 2016
- On injured list (right elbow inflammation) from March 30-Aug. 16, 2017
- On injured list (strained right oblique) from September 5-28, 2020
- On injured list (sprained left ankle) from April 21-May 21, 2021
- On COVID-19 injured list from July 21-30, 2021
- On injured list (sprained right knee) from September 28-October 4, 2021
- Signed by the Toronto Blue Jays on January 20, 2025

GAME HIGHS

ML Debut	Aug. 18, 2017 vs. LAA	Stolen Bases	1 – 10x, last: Aug. 4, 2024 at CLE
Runs	3 – 10x, last: July 9, 2023 at MIN	Last ML Home Run	Sept. 24, 2024 at NYY
Hits	5 – Aug. 25, 2019 vs. TB	Longest Hitting Streak	18G – Aug. 5-23, 2020
Home Runs	2 – 16x, last: Aug. 7, 2024 at TOR	Longest On-Base Streak	19G – 2x, last: July 10-Aug. 1, 2024
RBI	5 – 3x, last: July 19, 2024 at TEX	Longest Hitless Streak	25AB – Sept. 28, 2022-March 30, 2023

MILESTONES

Category	Date	Opponent	Pitcher	Notes
Hit	1 Aug. 18, 2017	Los Angeles (AL)	Petit	Single
Home Run	1 April 8, 2018	New York (AL)	Germán	2R
	100 July 16, 2023	Miami	Okert	2R
Multi-HR Game (16)	16 Aug. 7, 2024	at Toronto	Francis, Yarbrough	2R, 1R
Grand Slam HR (4)	1 May 5, 2023	at Atlanta	Jiménez	7th inning
	2 Aug. 1, 2023	at Toronto	Pearson	8th inning
	3 May 5, 2024	at Cincinnati	Pagán	9th inning
	4 Aug. 23, 2024	Houston	Abreu	8th inning
Walk-off HR	1 May 19, 2023	New York (AL)	Luetge	3R, 9th inning
	2 July 28, 2023	New York (AL)	Kahnle	1R, 9th inning
	3 Sept. 19, 2024	San Francisco	Walker	2R, 9th inning
Extra-Inning HR	1 Aug. 5, 2015	at Cincinnati	Axelrod	1R, 13th inning
RBI	1 Sept. 27, 2017	at Pittsburgh	Kuhl	RBI double
Stolen Base	1 April 5, 2018	at New York (AL)	Betances	2nd base
			C-Sánchez	

PROFESSIONAL CAREER:

MINORS:

- After being signed as an international free agent in 2011, he began his professional career in 2012 with Cleveland in the Arizona League, where he appeared in 43 games batting .305 with 15 doubles, a triple, four home runs, 32 RBI, and an .875 OPS.
- Spent the entirety of the 2013 campaign at Single-A Lake County, where he played 61 games batting .242 with 13 doubles, five homers, and 31 RBI...Entered the year as the 14th-ranked prospect in the Cleveland system according to Baseball America...Placed on 7-day the injured list from Aug. 1-Sept. 9 due to a right-elbow injury.
- Missed part of the 2014 season due to a right elbow strain, was placed on the 7-day injured list from June 6-Sept. 15...Played 43 games for Single-A Lake County, batting .184 (30-for-163) with nine doubles, a triple, a home run, and 10 RBI...Entered the year as the 20th-ranked prospect according to Baseball America.



- Began the 2015 season with Short-Season A Mahoning Valley, going 13-for-31 (.419) in eight contests before being promoted to Single-A Lake County...Between both levels, batted .294 (82-for-279) with 22 doubles, 13 home runs, 51 RBI, and an .867 OPS...Ranked 2nd on Lake County in home runs (10).
- Selected to Baseball America's High-A All-Star team in 2016 and was named a Carolina League Post-Season All-Star...Led the Carolina League in doubles (42) and extra-base hits (62), while also ranking 2nd in runs scored (90) and total bases (247), 3rd in home runs (20), RBI (95), hits (145), and SLG (.494), and 4th in OBP (.368)...Earned the Carolina League Player of the Week on July 17 after batting .435 (10-for-23) with four home runs and nine RBI...Had a 12-game hitting streak from June 30-July 13, hitting .354 (17-for-48) with six doubles, three home runs, and 12 RBI.
- Selected by the Orioles in the Rule-5 Draft from Cleveland on Dec. 8.

2017:

- Appeared in 13 games for the Orioles, batting .267 (8-for-30) with three doubles and a pair of RBI.
- Entered the year as the Orioles 9th-ranked prospect according to MLB Pipeline
- Made his MLB debut on Aug. 18 vs. LAA...Recorded his first career MLB hit with a single off RHP **Yusmeiro Petit** in his debut.
- Recorded his first career multi-hit game on Sept. 27 at PIT, going 3-for-4 with two doubles and an RBI.
- Placed on the 10-day injured list with a strained right forearm on March 30...Transferred to the 60-day injured list on June 14 and was then reinstated on Aug. 16.
- Played 16 rehab games with Double-A Bowie and High-A Frederick, batting .382 (21-for-55) with five doubles, five home runs, 14 RBI, and a 1.198 OPS.

2018:

- Made his first career Opening Day roster.
- Played 33 games at the MLB level batting .198 (20-for-101) with seven extra-base hits and six RBI.
- Hit his first career MLB home run on April 8 at NYY, a three-run shot off RHP **Domingo Germán**.
- Entered the season as the Orioles 8th-ranked prospect according to MLB Pipeline and Baseball America.
- Played 72 games at the MiLB level between Triple-A Norfolk, Double-A Bowie, and Short-A Aberdeen, hitting .249 (70-for-281) with 17 doubles, eight home runs, 35 runs scored, and 34 RBI.
- Placed on 7-day injured list on July 24.

2019:

- Went on a 12-game hitting streak from Aug.25-Sept.7, the longest hitting streak by an Oriole during the season.
- Led the Orioles in outfield assists (5), making 37 starts in right field, 32 starts in left field, and 20 starts in center field.
- Recorded a career-high five hits on Aug. 25 vs. TB, going 5-for-5 with a home run, two runs scored, and two RBI.
- After being recalled from Triple-A on June 7, he ranked 2nd on the Orioles in doubles (20), home runs (19), and RBI (58), 4th in hits (98) and runs scored (44).
- Earned his first career Play of the Week honour after his home run saving catch on June 8 at HOU.
- On June 28-29, homered in consecutive games for the first time in his career, doing so four different times throughout the season.
- In the month of July, played 24 games slashing .320/.346/.526.
- Recorded his first career multi-home run game on Aug. 31 at KC...Hit a home run from both sides of the plate, becoming the 7th player in Orioles history to do so in a single game.
- Hit a homer on Sept. 20 vs. SEA, becoming the fourth Oriole to hit 20 home runs during the season.
- Played 48 games with Triple-A Norfolk, slashing .259/.311/.415 with 15 doubles, five home runs, and 28 RBI.

2020:

- Voted as the winner of the Louis M. Hatter Most Valuable Oriole Award.
- Led the Orioles in bWAR (1.5)
- Placed on the injured list on Sept. 5 with a strained right oblique.
- At the time of his injury, was leading the AL in extra-base hits (25) while also ranking T-2nd in doubles (13), 3rd in total bases (88), T-3rd in RBI (32), 6th in SLG (.575), and T-6th in home runs (11).
- 25 of his 40 hits on the year went for extra-bases.
- Recorded eight defensive runs saved, 2nd-most among AL right fielders.
- Went on an 18-game hitting streak, which was tied for the 2nd-longest hitting streak in the Majors and the longest by an Oriole since Nick Markakis also went on an 18-gamer in 2014.
- Recorded an RBI in eight straight games from Aug. 6-14, the longest RBI streak by an Oriole since 2017,

2021:

- Against right-handed pitching, slashed .233/.282/.450 with 14 doubles and 14 home runs.
- In games played at home, slashed .262/.303/.545 with eight doubles and 15 home runs.
- After the All-Star break, slashed .258/.303/.490 with nine doubles and 12 home runs in 52 contests.
- Led the Orioles in average exit velocity at 90.7 MPH (min. 100 batted balls).
- Went on an 11-game hitting streak from April 18-May 29, tied for the 4th-longest hitting streak by an Orioles batter on the season and the 3rd-longest of his career.
- Hit a home run on Aug. 24 vs. LAA that traveled 443 feet, the longest of his career, landing on Eutaw Street, the 113th home run to reach Eutaw Street in Oriole Park history (since 1992).
- Recorded a season-high four hits on Aug. 24 vs LAA, collecting three extra-base hits (two doubles and a home run) for the second time in his career (also: Aug. 18, 2020 vs. TOR).
- Notched three or more hits consecutive games, from Aug. 24-25, for the first time in his career
- Homered in a career-high three consecutive games from Aug. 8-11.
- Recorded a hit in 10 of his last 13 games, including four home runs and two doubles.
- Placed on the 10-day injured list with a left ankle sprain from April 21-May 21...Went back on the 10-day injured list with a right knee sprain on Sept. 28, ending his season.

2022:

- Set then career-highs in games (152), at-bats (574), hits (138), home runs (33), extra-base hits (57), total bases (261), runs scored (78), RBI, walks (55), and OBP (.318).
- Named a finalist for a Silver Slugger Award.
- Led the Orioles in home runs, extra-base hits, total bases, RBI, and SLG (.455).
- Finished T-5th in the American League in home runs...His 33 homers were the most by a switch-hitter on the year and the most by an Orioles switch-hitter since **Eddue Murray** in 1983.

- Homered from both sides of the plate in a single game four different times, setting an Orioles record and tying the MLB record set by Ken Caminiti in 1996.
- Tied **Ramón Urias** for the team-lead in game-winning RBI with 11, the most by an Oriole since **Adam Jones** and **Jonathan Schoop** both did the same in 2017.
- In 79 games at home, slashed .269/.348/.472 with 13 doubles, 15 home runs, 41 runs scored, 45 RBI, and 30 walks.
- Against left-handed pitching, slashed .293/.365/.548 with seven doubles, 11 home runs, 27 RBI, and 18 walks.
- Reached base safely in 18 straight contests to the start the season, as well as a career-high 19 consecutive games going back to Sept. 2, 2021.
- After the All-Star break, ranked 2nd in the American League in home runs (18), T-7th in RBI (43), 9th in total bases (129), and T-9th in extra-base hits (30).
- Notched his first career walk-off home run with a three-run shot off LHP **Lucas Luetge** on May 19 vs. NYY...Recorded another walk-off with a single in the 11th inning on Aug. 25 vs. CWS.
- Had a 16-game hitting streak from July 16-Aug. 6, the longest by an Orioles player on the year and the 2nd-longest of his career, slashing .354/.408/.646 with seven doubles, four home runs, 10 runs scored, and 13 RBI during that span.
- Notched 23 RBI against the Red Sox, the most by a player in the Majors against a single opponent on the season, the most by a player in the Majors against Boston since 2009, and the 2nd-most in one season in Orioles history against the Red Sox.
- Tied a career-high with 10 total bases on Sept. 27 at BOS.
- Recorded back-to-back multi-home run games from Sept. 26-27, the first Orioles batter to do so since **Cedric Mullins** from June 18-19, 2021.
- Notched six home runs in a four game span from Sept. 24-27, the 3rd player in Orioles history to do so, joining **Luke Scott** (May 27-30, 2009), and **Albert Belle** (June 14-17, 2000).

2023:

- Voted the Orioles winner of the Heart & Hustle Award by the MLBPAA
- Made his fourth straight Opening Day roster and the fifth of his career.
- Named a finalist for the AL Silver Slugger award in the outfield.
- Set career-highs in hits (152), doubles (41), extra-base hits (70), runs scored (81), RBI (95), and stolen bases (5)...Slashed .257/.325/.472.
- Finished 3rd in the Majors in doubles, trailing only **Freddie Freeman** (59) and **Corey Seager** (42)...Also ranked 7th in the American League in extra-base hits...His 70 extra-base hits are tied for the 2nd-most by an Orioles switch-hitter in team history (since 1954).
- Became the first Oriole with 40+ doubles in a single season since **Manny Machado** notched 40 in 2016.
- Became the first Orioles switch-hitter with 85 RBI since **Bobby Bonilla** (116) in 1996.
- Is the first Orioles switch-hitter with 85+ RBI in back-to-back seasons since **Eddie Murray** (1982-1985).
- Homered in three straight contests from June 23-25, marking the 2nd-time in his career he has accomplished the feat...Also homered five times in six games from June 18-25.
- Set a career-high with five RBI on May 5 at ATL.
- Hit a solo walk-off home run in the 9th inning off RHP **Tommy Kahnle** in a 1-0 win on July 28 vs. NYY, marking his third career walk-off and second career walk-off home run.
- Against breaking pitches, hit .275 with 13 doubles, seven home runs, and a .497 SLG.
- Played in the Postseason for the first time in his career, starting all three games of the ALDS against TEX, recording three total hits, a home run, two runs scored, one RBI, and a pair of walks.

Career-Highs - Statcast

	Speed/Distance	Date
Hardest Hit Ball:	114.4 MPH	June 14, 2024 vs. PHI
Farthest Hit Ball:	455 ft	June. 12, 2022 at KC
Top Sprint Speed:	29.4 ft/s	June. 12, 2019 vs. TOR





SCHERZER MAX

31
PITCHER

BIRTHDATE July 27, 1984
OPENING DAY AGE 40
BIRTHPLACE St. Louis, MO
RESIDENCE Jupiter, FL
INSTAGRAM @maxscherzer31

BATS/THROWS R/R
HEIGHT/WEIGHT 6-3/215
CONTRACT STATUS signed thru 2025
M.L. SERVICE 16.079
OPTIONS USED 2 of 3

PERSONAL:

- Maxwell Martin Scherzer.
- He and his wife, Erica, have three daughters, Brooklyn, Kacey, and Nikki, and a son, Derek.
- Scherzer and his wife are passionate supporters of the Humane Rescue Alliance, a Washington, D.C. organization that protects animals, supports families, and advocates for positive change to create a world where all animals can thrive...Has adopted four dogs.
- Graduated from Parkway Central High School...Is a native of Chesterfield, MO, a suburb of St. Louis.
- Attended the University of Missouri, where he was named the Big 12 Conference Pitcher of the Year as a sophomore in 2005...During his collegiate career, went 16-8 while posting a 2.40 ERA (55 ER/206.1 IP) with a pair of complete games, 80 walks, and 232 strikeouts in 43 appearances (31 starts).
- Inducted into the University of Missouri Sports Hall of Fame in 2011.
- In his MLB career, is an eight-time All-Star (2013-2019, 2021), three-time Cy Young Award winner (2013, 2016-2017), and two-time World Series champion (2019 & 2023).
- Ranks 2nd among active pitchers in strikeouts (3,407), innings pitched (2,878.0), wins (216), and starts (457).
- Ranks 11th in MLB history in strikeouts, as one of just 19 pitchers to have reached the 3,000-career strikeout mark.
- Has recorded nine seasons with 200+ strikeouts, trailing only **Nolan Ryan** (15), **Randy Johnson** (13), **Roger Clemens** (12), and **Tom Seaver** (10) for the most in MLB history.
- Has recorded 113 contests with 10+ strikeouts in his career, trailing only **Nolan Ryan** (215) and **Randy Johnson** (212) for the most in MLB history.
- Is one of just 11 pitchers in MLB history with at least three Cy Young Awards and one of six to win the award in both the American and National League.
- One of two pitchers in MLB history with both a 20-strikeout game and a no-hitter in his career, joining **Randy Johnson**.
- Has thrown three immaculate innings in his career, tied for the most in MLB history with **Chris Sale** and **Sandy Koufax**.

LAST SEASON:

- Started nine games for the Rangers, posting a 3.95 ERA (19 ER/43.1 IP) with a 4.19 FIP, 1.15 WHIP, 5.6% walk rate, 22.6% strikeout rate, 29.2% whiff rate, 36.4% chase rate, and a 34.9% hard-hit rate.
- Against his slider, opponents hit .214 with a .218 xBA, .229 wOBA, .249 xwOBA, 30.2% strikeout rate, 43.8% whiff rate, and a 45.5% chase rate.
- Allowed three-or-fewer earned runs in eight of his nine starts, notching three quality starts.
- Made his longest start of the season on July 9 at LAA, throwing 6.2 innings.
- Held right-handed hitters to a .228 AVG and a .237 OBP with a 1.1% walk rate, 28% strikeout rate, 36.8% whiff rate, and a 42.1% chase rate.
- Posted a 26.00 K/BB ratio against right-handed batters, the 2nd-highest K/BB rate against right handers in the Majors (min. 50 right-handed batters faced), trailing only RHP **Justin Slaten** (27.00 K/BB).
- Was placed on the injured list three times during the season...On the injured list from March 28-June 22 due to recovery from lower back surgery, from Aug. 2-Sept. 13 with right shoulder fatigue, and from Sept. 21 through the end of the season with a left hamstring strain.
- Recorded his 3371 career strikeout on June 23 vs. KC, tying **Greg Maddux** for 11th all-time in MLB history...Surpassed him the next start on June 28 at BAL.
- Notched a season-high nine strikeouts on July 25 vs. CWS, two days before his 40th birthday...At 39.364 years old, became the oldest Texas pitcher to record a nine-strikeout game since **Nolan Ryan** (45.188 years old) on Aug. 6, 1992 vs. OAK (12 strikeouts).
- On July 30 at STL, became the 6th pitcher in Rangers history to make a start at age 40 or older, joining **Nolan Ryan**, **Charlie Hough**, **Kenny Rogers**, **Bartolo Colon**, and **Gaylord Perry**.

Statcast Data

	2024	Career
Strikeout %:	22.6	32.1
Walk %:	5.6	5.6
Hard Hit %:	34.9	32.6
Fastest Pitch:	99.4 MPH	July 19, 2012 vs. LAA



Bold – career high; Red – league high

Year	Club & League	W-L	ERA	G	GS	CG	SHO	SV	IP	H	R	ER	HR	HB	BB	IBB	SO	WP	BK	AVG
2007	Visalia (CALL)	2-0	0.53	3	3	0	0	0	17.0	5	1	1	0	1	2	0	30	0	0	.089
	Mobile (SOUL)	4-4	3.91	14	14	0	0	0	73.2	64	38	32	3	4	40	0	76	3	0	.235
2008	ARIZONA (NL)	0-4	3.05	16	7	0	0	0	56.0	48	24	19	5	5	21	1	66	2	0	.234
	Tucson (PCL)	1-1	2.72	13	10	0	0	0	53.0	35	19	16	2	2	22	0	79	1	0	.182
2009	ARIZONA (NL)	9-11	4.12	30	30	0	0	0	170.1	166	94	78	20	10	63	1	174	5	1	.253
	Visalia (CALL)	0-0	1.93	1	1	0	0	0	4.2	1	2	1	0	1	4	0	5	0	0	.067
2010	DETROIT (AL)	12-11	3.50	31	31	0	0	0	195.2	174	84	76	20	7	70	1	184	8	0	.244
	Toledo (IL)	2-0	0.60	2	2	0	0	0	15.0	4	1	1	0	0	2	0	17	0	0	.083
2011	DETROIT (AL)	15-9	4.43	33	33	0	0	0	195.0	207	101	96	29	7	56	1	174	12	0	.272
2012	DETROIT (AL)	16-7	3.74	32	32	0	0	0	187.2	179	82	78	23	5	60	2	231	2	1	.250
2013	DETROIT (AL)	21-3	2.90	32	32	0	0	0	214.1	152	73	69	18	4	56	0	240	6	1	.198
2013	DETROIT (AL)	18-5	3.15	33	33	1	1	0	220.1	196	80	77	18	6	63	1	252	10	1	.238
2014	WASHINGTON (NL)	14-12	2.79	33	33	4	3	0	228.2	176	74	71	27	5	34	2	276	10	1	.208
2016	WASHINGTON (NL)	20-7	2.96	34	34	1	0	0	228.1	165	77	75	31	6	56	2	284	2	1	.199
2017	WASHINGTON (NL)	16-6	2.51	31	31	2	0	0	200.2	126	62	56	22	11	55	2	268	4	0	.178
2018	WASHINGTON (NL)	18-7	2.53	33	33	2	1	0	220.2	150	66	62	23	12	51	4	300	4	1	.188
2019	WASHINGTON (NL)	11-7	2.92	27	27	0	0	0	172.1	144	59	56	18	7	33	2	243	0	0	.222
2020	WASHINGTON (NL)	5-4	3.74	12	12	1	0	0	67.1	70	30	28	10	1	23	1	92	6	0	.260
2021	WASHINGTON (NL)	8-4	2.76	19	19	1	0	0	111.0	71	36	34	18	8	28	0	147	0	0	.182
	LOS ANGELES (NL)	7-0	1.98	11	11	0	0	0	68.1	48	17	15	5	2	8	0	89	2	0	.189
	2 TEAMS	15-4	2.46	30	30	1	0	0	179.1	119	53	49	23	10	36	0	236	2	0	.185
2022	NEW YORK (NL)	11-5	2.29	23	23	0	0	0	145.1	108	39	37	13	11	24	0	173	1	0	.207
	Binghamton (EL)	0-0	4.50	2	2	0	0	0	8.0	7	5	4	1	0	2	0	14	0	0	.219
	Syracuse (IL)	0-0	2.45	1	1	0	0	0	3.2	3	1	1	1	0	1	0	7	0	0	.214
2023	NEW YORK (NL)	9-4	4.01	19	19	0	0	0	107.2	98	49	48	23	3	30	0	121	1	0	.240
	TEXAS (AL)	4-2	3.20	8	8	0	0	0	45.0	28	16	16	5	1	15	0	53	1	0	.174
	2 TEAMS	13-6	3.77	27	27	0	0	0	152.2	126	65	64	28	4	45	0	174	2	0	.221
2024	TEXAS (AL)	2-4	3.95	9	9	0	0	0	43.1	40	20	19	7	1	10	0	40	2	0	.242
	Round Rock (PCL)	0-1	3.60	4	4	0	0	0	15.0	10	6	6	3	1	4	1	25	1	0	.189
Minor Totals		9-6	2.94	40	37	0	0	0	190.0	129	73	62	10	9	77	1	253	5	0	.189
MAJOR TOTALS		216-112	3.16	466	457	12	5	0	2878.0	2346	1083	1010	335	112	756	20	3407	78	7	.220

ALL-STAR GAME RECORD

Year	Club and Opp.	W-L	ERA	G	GS	CG	ShO	SV	IP	H	R	ER	HR	HB	BB	IBB	SO	WP	BK	AVG
2013	AL at NYM	0-0	0.00	1	1	0	0	0	1.0	0	0	0	0	0	0	0	1	0	0	.000
2014	AL at MIN	1-0	0.00	1	0	0	0	0	1.0	1	0	0	0	0	0	0	2	0	0	.250
2016	NL at SD	0-0	0.00	1	0	0	0	0	1.0	0	0	0	0	0	0	0	1	0	0	.000
2017	NL at MIA	0-0	0.00	1	1	0	0	0	1.0	1	0	0	0	0	0	0	2	0	0	.250
2018	NL at WSH	0-0	4.50	1	1	0	0	0	2.0	2	1	1	1	0	1	0	4	0	0	.250
2021	NL at COL	0-0	4.50	1	1	0	0	0	2.0	2	1	1	1	0	1	0	4	0	0	.250
TOTALS		1-0	1.29	6	4	0	0	0	7.0	4	1	1	1	0	1	0	11	0	0	.160

WILD CARD RECORD

Year	Club and Opp.	W-L	ERA	G	GS	CG	ShO	SV	IP	H	R	ER	HR	HB	BB	IBB	SO	WP	BK	AVG
2019	WSH vs. MIL	0-0	5.40	1	1	0	0	0	5.0	4	3	3	2	0	3	0	6	0	0	.222
2021	LAD vs. STL	0-0	2.08	1	1	0	0	0	4.1	3	1	1	0	1	3	0	4	1	0	.188
2023	NYM vs. SD	0-1	13.50	1	1	0	0	0	4.2	7	7	7	4	0	0	0	4	0	0	.333
TOTALS		0-1	7.07	3	3	0	0	0	14.0	14	11	11	6	1	6	0	14	1	0	.255

DIVISION SERIES RECORD

Year	Club and Opp.	W-L	ERA	G	GS	CG	ShO	SV	IP	H	R	ER	HR	HB	BB	IBB	SO	WP	BK	AVG
2011	DET vs. NYY	1-0	1.23	2	1	0	0	0	7.1	4	1	1	0	1	4	0	7	0	0	.154
2012	DET vs. OAK	0-0	0.00	1	1	0	0	0	5.1	3	1	0	0	0	1	0	8	1	0	.158
2013	DET vs. OAK	2-0	3.00	2	1	0	0	0	9.0	6	3	3	3	1	0	4	13	1	0	.188
2014	DET vs. BAL	0-1	6.14	1	1	0	0	0	7.1	7	5	5	2	1	1	0	6	0	0	.259
2016	WSH vs. LAD	0-1	3.75	2	2	0	0	0	12.0	10	5	5	3	1	2	0	12	1	0	.233
2017	WSH vs. CHC	0-1	3.68	2	1	0	0	0	7.1	4	5	3	0	2	4	1	8	0	0	.154
2019	WSH vs. LAD	1-0	1.13	2	1	0	0	0	8.0	4	1	1	1	0	3	1	10	0	0	.143
2021	LAD vs. SF	0-1	1.13	2	1	0	0	1	8.0	3	1	1	1	0	1	0	12	0	0	.107
TOTALS		4-4	2.66	14	9	0	0	1	64.1	41	22	19	8	5	20	3	76	3	0	.179

CHAMPIONSHIP SERIES RECORD

Year	Club and Opp.	W-L	ERA	G	GS	CG	ShO	SV	IP	H	R	ER	HR	HB	BB	IBB	SO	WP	BK	AVG
2011	DET vs. TEX	0-1	9.72	2	2	0	0	0	8.1	11	9	9	1	0	5	0	7	0	0	.306
2012	DET vs. NYY	1-0	1.59	1	1	0	0	0	5.2	2	1	1	0	0	2	0	10	0	0	.100
2013	DET vs. BOS	0-1	2.70	2	2	0	0	0	13.1	6	4	4	0	2	7	0	21	1	0	.140
2019	WSH vs. STL	1-0	0.00	1	1	0	0	0	7.0	1	0	0	0	0	2	0	11	0	0	.048
2021	LAD vs. ATL	0-0	4.15	1	1	0	0	0	4.1	4	2	2	1	0	1	0	7	0	0	.235
2023	TEX vs. HOU	0-1	9.45	2	2	0	0	0	6.2	9	7	7	2	1	3	1	6	1	0	.333
TOTALS		2-3	4.57	9	9	0	0	0	45.1	33	23	23	4	3	20	1	62	2	0	.201

WORLD SERIES RECORD

Year	Club and Opp.	W-L	ERA	G	GS	CG	ShO	SV	IP	H	R	ER	HR	HB	BB	IBB	SO	WP	BK	AVG
2012	DET vs. SF	0-0	4.26	1	1	0	0	0	6.1	7	3	3	1	0	1	0	8	0	0	.280
2019	WSH vs. HOU	1-0	3.60	2	2	0	0	0	10.0	12	4	4	1	0	7	0	10	1	0	.286
2023	TEX vs. ARI	0-0	0.00	1	1	0	0	0	3.0	2	0	0	0	0	2	0	1	1	0	.222
TOTALS		1-0	3.26	4	4	0	0	0	19.1	21	7	7	2	0	10	0	19	2	0	.276



TRANSACTIONS

- Selected by the Arizona Diamondbacks in the 1st round of the 2006 First-Year Player Draft
- On injured list (undisclosed) from March 29-April 13, 2009
- Traded to the Detroit Tigers, as part of a three-team trade that also included the New York Yankees on Dec. 9, 2009... Acquired with LHP Daniel Schlereth, LHP Phil Coke, and OF Austin Jackson, while New York acquired OF Curtis Granderson and Arizona acquired RHP Ian Kennedy and RHP Edwin Jackson
- Signed by the Washington Nationals on Jan. 21, 2015
- On injured list (neck inflammation) from Aug. 18-27, 2017
- On paternity list from July 3-5, 2019
- On injured list (mid-back strain) July 10-24, 2019
- On injured list (mild rhomboid strain) from July 26-Aug. 21, 2019
- On injured list (groin inflammation) from June 15-21, 2021
- Traded the Los Angeles Dodgers along with SS Trea Turner in exchange for C Keibert Ruiz, RHP Josiah Gray, RHP Gerardo Carrillo, and OF Donovan Casey on July 30, 2021
- Signed by the New York Mets on Dec. 1, 2021
- On injured list (left oblique strain) from May 19-July 4, 2022
- On injured list (left oblique irritation) from Sept. 7-18, 2022
- On MLB restricted list from April 20-May 1, 2023
- Traded to the Texas Rangers along with cash considerations in exchange for SS Luisangel Acuna on July 30, 2023
- On injured list (right teres major strain) from Sept. 13-Oct. 1, 2023
- On injured list (rehab from back surgery) from March 25-June 23, 2024
- On injured list (right shoulder fatigue) from July 31-Sept. 14, 2024
- On injured list (left hamstring strain) from Sept. 21, 2024 for the remainder of the season
- Signed by the Toronto Blue Jays on Feb. 4, 2025

GAME HIGHS

ML Debut	April 29, 2008 vs. HOU	ER Allowed	10 – 2x, last: June 17, 2014 vs. KC
Innings Pitched:		HR Allowed	4 – 4x, last: July 22, 2023 at BOS
Starter	9.0 – 10x, last: May 2, 2021 vs. MIA	Low Hit CG	0 – 2x, last: Oct. 3, 2015 at NYM
Reliever	4.1 – April 29, 2008 vs. HOU	Last Win	July 25, 2024 vs. CWS
Walks:		Last Save	None
Starter	7 – April 29, 2021 at NYY	Last CG	May 2, 2021 vs. MIA
Reliever	3 – May 30, 2008 vs. WSH	Last ShO	April 9, 2018 vs. ATL
Strikeouts:		Last Start	Sept. 14, 2024 at SEA
Starter	20 – May 11, 2016 vs. DET	Last Relief App.	Aug. 31, 2008 vs. LAD
Reliever	7 – April 29, 2008 vs. HOU	Longest Win Streak	15G – June 4, 2021-May 1, 2022
Hits Allowed	12 – 2x, last: May 21, 2014 at CLE	Longest Losing Streak	7G – May 5, 2008-May 5, 2009
		Scoreless Innings Streak	23.0 – June 14-26, 2015

MILESTONES

Category	Date	Opponent	Notes
Start	1 May 5, 2008	Philadelphia	L - 4.0 IP, 8H, 5ER, 2BB, 5K
	100 Sept. 21, 2011	at Kansas City	ND - 5.0 IP, 5H, 2ER, 1BB, 5K
	200 April 12, 2015	at Philadelphia	ND - 6.0 IP, 6H, 1ER, 2BB, 8K
	300 April 14, 2018	Colorado	W - 7.0, 1H, 2ER, 1BB, 11K
Win	400 April 13, 2022	at Philadelphia	W - 5.0, 5H, 1ER, 3BB, 7K
	1 May 16, 2009	at Atlanta	as a starter - 6.0 IP, 4H, 0ER, 3BB, 4K
	100 June 26, 2015	at Philadelphia	as a starter - 8.0 IP, 5H, 2ER, 7K
ShO (5)	200 Sept. 19, 2022	at Milwaukee	as a starter - 6.0 IP, 0H, 0ER, 9K
	1 June 12, 2014	at Chicago (AL)	9.0 IP, 3H, 3BB, 8K
	2 June 14, 2015	at Milwaukee	9.0 IP, 1H, 1BB, 16K
	3 June 20, 2015	Pittsburgh	9.0 IP, 0H, 0BB, 10K
	4 Oct. 3, 2015	at New York (NL)	9.0 IP, 0H, 0BB, 17K
10+ Strikeout Games (113)	5 April 9, 2018	Atlanta	9.0 IP, 2H, 0BB, 10K
	113 Aug. 26, 2023	at Minnesota	10 strikeouts

PROFESSIONAL CAREER:

MINORS:

- Made three starts for the Fort Worth Cats (Independent_ before signing with Arizona on May 31, 2017...After signing, made his professional debut High-A Visalia, making three starts going 2-0 with a 0.53 ERA (ER/17.0 IP), a pair of walks, 30 strikeouts, and a 0.41 WHIP before being promoted to Double-A Mobile...Made 14 starts with Mobile, going 4-4 with a 3.91 ERA (32 ER/73.2 IP) with 76 strikeouts.
- Pitched in the Arizona Fall League after the 2007 season, appearing in eight games for Scottsdale, recording a 2.13 ERA (3 ER/12.2 IP) with 18 strikeouts and a 0.87 WHIP.



2008:

- Made his MLB debut on April 29 vs. HOU, throwing 4.1 perfect innings in relief...Got **Jack Cassel** swinging for his first career strikeout in the 3rd inning.
- Made his first career MLB start on May 5 vs. PHI, allowing five earned runs over 4.0 innings on eight hits and a pair of walks with five strikeouts
- Appeared in 16 contests (seven starts) with the Diamondbacks, posting a 3.05 ERA (19 ER/56.0 IP) with 21 walks, 66 strikeouts, a 1.23 WHIP, and a 10.6 K/9.
- Started the year at Triple-A Tuscon, making 13 starts (10 appearances), going 1-1 with a 2.72 ERA (16 ER/53.0 IP), 22 walks, and 79 strikeouts.
- Named the Pacific Coast League Pitcher of the Week for April 6-13, after throwing 12.0 scoreless innings in a pair of starts with 18 strikeouts and a .122 opponent AVG.

2009:

- Pitched his first full season at the MLB level, going 9-11 with a 4.12 ERA (78 ER/170.1 IP), 63 walks, 174 strikeouts, and a 1.34 WHIP.
- Earned his first career MLB win on May 16 at Atlanta, throwing 6.0 scoreless innings with four strikeouts.
- Ranked 8th in the National League in SO/9 (9.19).
- Placed on the injured list from March 29-April 13...Went on rehab assignment with High-A Visalia.

2010:

- Traded to the Detroit Tigers in the offseason.
- Made his first career Opening Day roster.
- Ranked 6th in the American League in SO/9 (8.5)
- Became the 1st pitcher with 14 strikeouts in less than 6.0 innings on May 30 vs. OAK, recording 14 strikeouts over 5.2 innings.
- Went 12-11 on the year while posting a 3.50 ERA (76 ER/195.2 IP) with 70 walks, 184 strikeouts, and a 1.25 WHIP.
- Made two starts with Triple-A Toledo.

2011:

- Recorded 15 wins in his 33 starts on the year, winning each of his first six decisions on the year.
- Posted a 4.43 ERA (96 ER/195.0 IP) with 56 walks, 174 strikeouts, and a 1.35 WHIP.
- Made his 100th career start on Sept. 21 at KC.
- Started Game 2 of the ALDS at Yankee stadium and earned the win...Threw 1.1 innings in relief in the Tigers series-clinching Game 5 win at Yankee Stadium.
- Started a pair of games in the ALCS against the Texas Rangers.

2012:

- Won 10+ games for the third straight season, going 16-7 while posting a 3.74 ERA (78 ER/187.2 IP) with 60 walks, 231 strikeouts, and a 1.27 WHIP.
- Led the American League with an 11.1 SO/9, posting back-to-back seasons with 200+ strikeouts.
- Started Game 4 of the ALDS, ALCS, and World Series, going 1-0 while posting a 2.08 ERA (4 ER/17.1 IP) with four walks, 26 strikeouts a 0.92 WHIP, and a 13.50 SO/9.

2013:

- Won the American League Cy Young Award.
- Posted a career-high and league-best 21 wins, ranking 2nd in the American League in strikeouts (240), and 5th in ERA (.290).
- Earned his first career All-Star game selection, starting the game at Citi Field.
- Went 21-3 while recording a 2.90 ERA (69 ER/214.1 IP) with 56 walks, 240 strikeouts, a 0.97 WHIP, and a .198 opponent AVG.
- Opened the year with the Tigers by winning his first 13 decisions...Went unbeaten over 19 starts from Sept. 23, 2012-July 8, 2013.
- Recorded his 1,000th career strikeout on Aug. 8 at CLE and also pitched his 1,000th inning on Sept. 15 vs. KC.
- At the time he reached 1,000 career innings pitched, he had 71 wins and 1,045 strikeouts, joining **Pedro Martinez** as the only pitchers to reach those figures through so many innings.
- Earned the victory in the Games 1 and 4 of the ALDS against OAK.
- Started Game 2 and 6 of the ALCS.

2014:

- Earned his second career All-Star selection.
- Ranked T-1st in the American League in wins (18) and 3rd in strikeouts (252).
- Became the 2nd pitcher to compile 15+ wins, five-or-fewer losses, and 200+ strikeouts on back-to-back seasons, joining **Sandy Koufax** (1963-1964).
- Went 18-5 in his final season with the Tigers, making 30+ starts for the 6th-straight season, posting a 3.15 ERA (77 ER/220.1 IP) with 63 walks, 252 strikeouts, and a 1.18 WHIP.
- Named one of the six finalists for the Marvin Miller Man of the Year Award.
- Threw his first career complete game shutout, on July 12 at CWS, on three hits, three walks, and eight strikeouts.
- Started Game 1 of the ALDS at BAL.

2015:

- Signed a seven-year contract with the Washington Nationals in the offseason.
- Earned his third career All-Star selection.
- Led the Majors with a 7.62 SO/BB ratio, while also ranking 2nd in the Majors in strikeouts (276).
- Recorded four complete games and three shutouts on the year, which were ranked T-1st in the National League.
- Named NL Pitcher of the Month in the month of May, after going 5-1 while posting a 1.67 ERA (8 ER/43.0 IP) with a 0.91 WHIP, 1.92 FIP, .208 opponent AVG, 3.6% walk rate, and a 33.5% strikeout rate.
- Earned NL Pitcher of the Month honours for the second straight month in June, after recording a 2.33 ERA (10 ER/38.2 IP) with a 2.54 FIP, 0.62 WHIP, .145 opponent AVG, 2.8% walk rate, and 31.5% strikeout rate.
- Recorded his first two career no-hitters, coming on June 20 vs. PIT and Oct. 3 at NYM (G2)...In the first no-hitter on June 20 vs. PIT, walked zero batters and hit one while striking out 10...In the second one, struck out 17 batters, tying the MLB record for strikeouts in a no-hitter...Became just the 6th pitcher in MLB history with a pair of no-hitters in the same season, joining **Johnny Vander Meer** (1938), **Allie Reynolds** (1951), **Virgil Trucks** (1952), **Nolan Ryan** (1973), and **Roy Halladay** (2020).



- In a pair of starts, on June 15 at MIL (one-hitter) and June 20 vs. PIT (no-hitter), became the 5th pitcher in the modern era to allow one hit-or-less in back-to-back complete games.

2016:

- Earned his second career Cy Young Award, becoming just the 6th player in MLB history to win a Cy Young in both leagues...Joined Pedro Martinez (1997) as the 2nd pitcher in Montreal/Washington franchise history to win the award.
- Named to his fourth career All-Star team.
- Made a career-high 34 starts, leading the National League in wins (20), strikeout (284), WHIP (0.97), and innings pitched (228.1).
- Finished the season on an eight-game winning streak, posting a 2.97 ERA (20 ER/60.2 IP) with 15 walks, 73 strikeouts, a .212 opponent AVG, and a 1.04 WHIP.
- Struck out a career-high 20 batters in a start on May 11 against his former team, the Detroit Tigers...Became the 4th pitcher in MLB history to record 20 strikeouts in a 9-inning contest.
- Started Game 1 and Game 5 of the NLDS against the Los Angeles Dodgers.

2017:

- Won his second consecutive Cy Young Award and the third of his career...Became the first back-to-back winner since **Clayton Kershaw** (2013-2014) and the 10th pitcher to win the award at least three times.
- Started the All-Star Game, the fifth selection of his career.
- Led the National League in strikeouts (268), WHIP (0.90), opponent AVG (.178), opponent OPS (.566), home runs-per-nine (5.65), fWAR (6.0), and bWAR (7.2)...Also ranked 2nd in ERA (2.51) and strikeout-per-nine (12.02).
- Went 16-16 posting a 2.51 ERA (56 ER/200.2 IP) with a pair of complete games, 55 walks, 268 strikeouts, a .178 opponent AVG, and a 0.90 WHIP.
- Recorded his first career MLB home run on Aug 1 at MIA off LHP **Chris O'Grady**.
- Placed on the injured list from Aug. 15-28 with neck inflammation.
- Made a pair of appearances in the NLDS against the Chicago Cubs, starting Game 3 and entering in relief in Game 5.

2018:

- Finished 2nd in NL Cy Young Award voting.
- Recorded a National League best and career-high 300 strikeouts...Became the first right-hander with 300+ strikeouts in a single season since Curt Schilling in 2002.
- Named an All-Star for the sixth consecutive season, starting the game in his home ballpark.
- Led the National League in strikeout-per-nine (12.24), strikeout to walk ratio (5.88), WHIP (0.91), opponent AVG (.188), innings pitched (220.2), hits-per-nine (6.12), and wins (18).
- Named National League Pitcher of the month for April, going 4-1 while posting a 1.91 ERA (7 ER/33.0 IP) with a 2.01 FIP, 0.79 WHIP, .155 opponent AVG, 6.3% walk rate, and a 37.3% strikeout rate.
- Earned a second consecutive Pitcher of the Month for the month of May, after going 4-0 while posting a 2.21 ERA (10 ER/40.2 IP) with a 2.23 FIP, 0.89 WHIP, .176 opponent AVG, 6.3% walk rate, and a 39.4% strikeout rate.
- Recorded a 20.0 inning scoreless streak from Aug. 7-23.

2019:

- Finished 3rd in the National League in Cy Young Voting...Earned his fourth straight finishing in the top three and seventh straight showing in the top five.
- Won the World Series with the Nationals, the first of his career.
- Went 11-7 while posting a 2.92 ERA (56 ER/172 IP) in 27 starts with 33 walks, 243 strikeouts, and a 1.03 WHIP...Recorded 200+ strikeouts for the eighth straight campaign.
- Led the Majors in FIP (2.45) while also ranking 2nd in fWAR (6.5).
- Named the National League Pitcher of the Month for June after going 6-0 while posting a 1.00 ERA (5 ER/45.0 IP) in six starts with a 1.59 FIP, 0.67 WHIP, 3% walk rate, and a 40.5% strikeout rate.
- Named the National League Player of the Week for the final week of June.
- Placed on paternity leave from July 3-6.
- Placed on the injured list from July 10-25 with an inflamed bursa sac in his back/shoulder...Went back on the injured list from July 26-Aug. 22 with a mild rhomboid strain.
- In the Postseason, made six appearances (five starts) going 3-0 while posting a 2.40 ERA (8 ER/30.0 IP) with 15 walks, 37 strikeouts, a .193 opponent AVG, and a 1.20 WHIP...The Nationals went 6-0 in games that he pitched.
- Made a pair of starts in the World Series, going 1-0 posting a 3.60 ERA (4 ER/10.0 IP) with 10 strikeouts.
- Took a no-hitter into the 7th inning of Game 2 of the NLCS against STL.

2020:

- In the pandemic-shortened season, went 5-4 while posting a 3.74 ERA (28 ER/67.1 IP) with 23 walks, 92 strikeouts, and a 1.38 WHIP in 12 starts.
- Ranked 3rd in the National League in strikeout-per-nine (12.3).
- Started the first game of the 2020 MLB season on July 23 vs. NYY, recording 11 strikeouts.

2021:

- Finished 3rd in the National League in Cy Young voting...Went 15-4 while recording 2.46 ERA (49 ER/179.1 IP) with 36 walks, 236 strikeouts, a 0.86 WHIP, and a 2.93 FIP.
- Traded to the Los Angeles Dodgers at the trade deadline.
- Led the Majors in WHIP (0.86), and opponent AVG (.185)...Also ranked 2nd in the National League in ERA (2.46) and strikeouts (236).
- Recorded 200+ strikeouts in a single season for the ninth time in his career.
- Placed on the injured list from June 12-22 with groin inflammation.
- In his last 19 starts of the season, went 11-0 while posting a 2.54 ERA (31 ER/110.0 IP) with 22 walks, 141 strikeouts, a .189 opponent AVG, and a 0.89 WHIP...After being acquired at the deadline, the Dodgers went 11-0 in his 11 starts.
- Did not allow an earned run in 37.2 innings from Aug. 21-Sept. 23.
- In a start against the Padres on Sept. 12, pitched an immaculate inning and came within five outs of a perfect game, losing it after **Eric Hosmer** hit a double in the 8th inning...Also reached 3,000 strikeouts in that game.
- In the Postseason, posted a 2.16 ERA (4 ER/16.2 IP) with five walks, 23 strikeouts, and a 0.90 WHIP.
- Earned his first career professional save on Oct. 14 in Game 5 of the NLDS against the Giants.

2022:

- Signed with the New York Mets as a free agent, going 1-5 while recording a 2.29 ERA (37 ER/145.1 IP) with 24 walks, 173 strikeouts, a .207 opponent AVG, and a 0.91 WHIP in 23 starts...The 2.29 ERA was the lowest mark of his career.
- Ranked 2nd in the Majors (min. 140 IP) in WHIP (0.91), 3rd on strikeout to walk ratio (7.21), 6th in ERA (2.29), and 9th in strikeout-per-nine (10.71).
- His 0.91 WHIP was the best by any Met in franchise history (min. 140.0 IP).
- Placed on the injured list from May 9-July 4 with a strained right oblique...Went back on the injured list from Sept. 4-18 with left side irritation.
- In his return from the injured list on Sept. 19 at MIL, earned his 200th career victory.


2023:

- Won the World Series with the Texas Rangers after being traded at the deadline, his second career World Series championship.
- Between the Mets and the Rangers, went 13-6 while recording a 3.77 ERA (64 ER/152.2 IP) with 45 walks, 174 strikeouts, and a 1.12 WHIP in 27 combined starts.
- Posted a 10.29 strikeout-per-nine, the 7th-highest mark by a pitcher in his age 38+ season in MLB history (min. 150.0 IP).
- Made his Rangers debut on Aug. 3 vs. CWS, becoming the oldest pitcher to start a game for Texas since **Bartolo Colon** on Sept. 5, 2018 vs. LAA.
- Recorded a 2.21 ERA through his first six career starts with the Rangers, the 2nd-lowest ever by a pitcher in his first six games in Washington/Texas history, trailing only **Fergie Jenkins'** 1.84 ERA (11 ER/53.2 IP) over his first six starts in 1974... His 47 strikeouts during that span were the 2nd-most ever by a Ranger in his first six starts, trailing only Nolan Ryan in 1989 (52).
- Recorded his 111th career game with 10+ strikeouts on June 7 at ATL, moving ahead of Pedro Martinez for 3rd place all-time.
- Placed on the injured list from Sept. 13 through the end of the season with a right teres major strain.
- Against his curveball, opponents hit .187 with a .162 xBA, .262 xSLG, .279 wOBA, .230 xWOBAB, 30.1% put away rate, and a 32.6% whiff rate.
- Made three starts in the Postseason, allowing a 6.52 ERA (7 ER/9.2 IP) with seven strikeouts.
- Became just the 8th pitcher ever to make a World Series start with three different franchises, joining **John Lackey**, **Roger Clemes**, **Danny Jackson**, **Charlie Morton**, **Jack Morris**, **Bullet Joe Bush**, and **Curt Schilling**.

BLUE JAYS, PITCHERS 40+ YEARS OLD TO WIN GAME – ALL-TIME

GAME DATE	PITCHER	OPP	AGE
5/4/2015	R.A. Dickey	vs. Yankees	40 years, 187 days
6/22/2013	Darren Oliver	vs. Orioles	42 years, 259 days
5/11/2013	Darren Oliver	at Red Sox	42 years, 217 days
5/6/2013	Darren Oliver	at Rays	42 years, 212 days
8/27/2012	Darren Oliver	at Yankees	41 years, 326 days
6/23/2012	Darren Oliver	at Marlins	41 years, 261 days
6/19/2012	Darren Oliver	at Brewers	41 years, 257 days
4/20/2002	Dan Plesac	at Yankees	40 years, 75 days
8/29/1998	Dave Stieb	vs. Twins	41 years, 38 days





SCHNEIDER DAVIS

36
UTILITY

BIRTHDATE January 26, 1999
OPENING DAY AGE 26
BIRTHPLACE Berlin, NJ
RESIDENCE Berlin, NJ
INSTAGRAM @dschneid7

BATS/THROWS R/R
HEIGHT/WEIGHT 5-10/200
CONTRACT STATUS signed thru 2025
M.L. SERVICE 1.059
OPTIONS USED 0 of 3

PERSONAL:

- Davis Schneider.
- At the Perfect Game WWBA World Championship in Jupiter, FL in 2016, received Most Valuable Hitter honours and led his summer squad, the Dirtbags, to a title win.
- Named a Rawlings Perfect Game's Northeast Region All-High School Senior first team All-Star prior to the 2017 season... Went on to hit .444 that year with 16 doubles, setting a single season record for Eastern High School...Established the Vikings mark for most career hits with 138.
- Committed to play at Rutgers University after high school (Eastern High School in Voorhees, NJ), but jumped to pro ball instead after being selected by the Blue Jays in the 28th round of the 2017 draft.

LAST SEASON:

- Averaged 4.35 pitchers per plate appearance this season, 6th highest in MLB (min. 240 PA).
- Recorded 17 extra-base hits out of 30 total hits in at-bats with two strikes, best in MLB (min. 240 PA).
- On Sept. 17 at TEX, crushed a [two-run blast](#) to left center field, homering in three consecutive games for the first time on the season, and the second time in his career (8/19-27/23)...Became the 4th Blue Jay (6th occurrence) to homer in three straight games on the year (last: Ernie Clement 8/19-22).
- On Sept. 14 vs. STL, hit a solo shot to right center field, his 1st home run since 6/22 at CLE...Also drove in a run with an RBI single in the 6th, before singling again in the 8th, finishing 3-for-4, his 3rd three-hit game.
- Became the 4th-fastest player in TOR history to reach 50 career RBI, doing so in his 86th career game on 6/2 vs. PIT.
- On May 31 vs. PIT, hit his [first career walk-off HR](#) (and hit) in the bottom of the 14th...Was the 2nd-lastest walk-off HR, by inning and number of outs, in franchise history (Anthony Alford - 15th inn., 2 out, on 9/23/19 vs. BAL).
- In the month of May, batted .233 (20-for-86) with 9-2B, 4HR, 17RBI, 16BB, a .477 SLG, and an .832 OPS.
- Recorded a season-high three RBI on May 28 at CWS, went 3-for-4 with 2-2B, and a BB.
- On May 17 vs. TB, put the Blue Jays on the board in the 8th with a 2R-HR to LCF, his fifth HR of the season...His .939 OPS became the highest in franchise history through a player's first 71 career games played (min. 5 PA).
- Hit his [fourth home run](#) of the season in the 5th inning on May 11 vs. MIN, finishing the game 3-for-4 with 2RBI, his first 3-hit game of the season.
- On April 21 at SD, hit his third [home run](#) of the season...Reached 30RBI and 30 runs scored in 52 career games, the 5th player in TOR history to reach the marks within their first 52 career contests.
- Hit a game-winning two-run [home run](#) with two outs in the 9th inning off Josh Hader on April 2 at HOU, marking his 10th career home run...His 10 jacks were tied with Bo Bichette for the most in a player's first 38 career games in TOR history.
- Homered in his season debut on March 31 at TB...Joined J.P. Arenchibia (2010-11) as the only players in TOR history to [homer in each of his first two career season openers](#), joining Devon Travis (2015), Brett Lawrie (2011-12), Eric Hinske (2002) and Junior Felix (1989).

Bold - career high; Red - league high

Year	Club and League	AVG	G	AB	R	H	2B	3B	HR	RBI	BB	IBB	SO	SB	CS	OBP	SLG	OPS	SH	SF	HBP
2017	Blue Jays (GULF)	.238	50	168	30	40	12	1	4	23	36	1	36	3	1	.371	.393	.764	0	4	2
2018	Bluefield (APPY)	.233	44	133	19	31	8	1	3	21	22	1	47	4	4	.350	.376	.726	1	2	3
2019	Bluefield (APPY)	.313	34	131	24	41	13	0	6	24	14	0	39	0	1	.380	.550	.930	0	3	2
	Vancouver (NORW)	.145	17	55	2	8	3	0	0	7	8	0	18	0	1	.273	.200	.473	0	1	2
2021	Dunedin (LASE)	.167	3	6	2	1	0	0	0	1	2	0	3	0	0	.333	.167	.500	0	1	0
	Vancouver (HAW)	.231	46	147	26	34	7	1	9	22	26	0	59	0	1	.348	.476	.824	1	3	2
2022	Vancouver (NORW)	.229	50	157	26	36	10	1	8	25	29	0	50	6	1	.354	.459	.813	0	1	2
	New Hampshire (EL)	.283	46	166	22	47	8	3	6	22	22	0	46	10	0	.368	.476	.844	0	1	1
	Buffalo (IL)	.233	17	60	18	14	4	0	2	9	14	0	20	1	1	.387	.400	.787	0	0	1
2023	TORONTO (AL)	.276	35	116	23	32	12	1	8	20	21	0	43	1	0	.404	.603	1.007	0	0	4
	Buffalo (IL)	.275	87	309	61	85	21	1	21	64	72	0	86	9	3	.416	.553	.969	0	5	6
2024	TORONTO (AL)	.191	135	397	48	76	19	1	13	46	47	0	144	6	0	.282	.343	.625	0	5	5
	Minor Totals	.253	394	1332	230	337	86	8	59	218	245	2	404	33	13	.372	.462	.834	2	21	21
	MAJOR TOTALS	.211	170	513	71	108	31	2	21	66	68	0	187	7	0	.311	.402	.713	0	5	9

HOME RUN BREAKDOWN

ONE GAME											
Total	H	A	2	3	4	GS	LO	XN	IP	PH	RHP
21	10	11	0	0	0	0	0	1	0	0	12
											9

TRANSACTIONS

- Selected by the Toronto Blue Jays in the 28th round of the 2017 First-Year Player Draft



GAME HIGHS

ML Debut	August 4, 2023 at BOS
Runs	3 – 2x, last: May 11, 2024 vs. MIN
Hits	4 – Aug. 6, 2023 at BOS
Home Runs	1 – 21x, last: Sept. 17, 2024 at TEX
RBI	4 – Aug. 6, 2023 at BOS

Stolen Bases	2 – June 26, 2024 at BOS
Last ML Home Run	Sept. 17, 2024 at TEX
Longest Hitting Streak	9G – Aug. 19–Sept. 3, 2023
Longest On-Base Streak	9G – 2x, last: May 22–31, 2024
Longest Hitless Streak	31AB – Sept. 13–29, 2023

MILESTONES

Category	Date	Opponent	Pitcher	Notes
Hit	1 Aug. 4, 2023	at Boston	Paxton	Solo HR
Home Run	1 Aug. 4, 2023	at Boston	Paxton	1R
Walk-off HR	1 May 31, 2024	Pittsburgh	Nicolas	1R, 14th inning
RBI	1 Aug. 4, 2023	at Boston	Paxton	Solo HR
Stolen Base	1 Aug. 30, 2023	Washington	Corbin	3rd base
			C-Adams	

PROFESSIONAL CAREER:

MINORS:

- Spent his 1st professional season in 2017 with the GCL Blue Jays as an 18-year old...Appeared in 50 games, batting .238 (40-for-168) with 12 doubles, a triple, four home runs, and 23 RBI...Walked and struck out 36 times each.
- Played his 2018 season with Rookie-level Bluefield, going 31-for-133 (.233) over 44 games played, registering eight doubles, a triple, three home runs, and 21 RBI.
- Split the 2019 campaign between Bluefield and Class-A (short) Vancouver, combining to hit .263 (49-for-186) with 16 doubles, six homers, and 31 RBI (.793 OPS).
- Did not play professional ball in 2020 due to the cancelled Minor League season.
- Split the 2021 season between Single-A Dunedin and High-A Vancouver, posting an .812 OPS over 49 combined games, hitting .229 (35-for-153) with 17 extra-base hits and 23 RBI.
- Spent parts of the 2022 season at High-A Vancouver, Double-A New Hampshire, and Triple-A Buffalo...Over 113 games between the three levels, combined to hit .253 (97-for-383) with 22 doubles, 4 triples, 16 home runs, and 56 RBI while walking 65 times (.823 OPS).
- Made appearances at second base (46), third base (3), left field (46), right field (4), pitcher (1), and designated hitter (17)... Combined to commit just four errors on the year, posting a .984 fielding percentage.
- Named the Northwest League Player of the Week for June 6–12, batting .478 (11-for-23) with five doubles, two homers, six RBI, and five runs scored...Hit safely in all six games and had multiple knocks on three occasions, raising his season batting average by 55 points.

2023:

- His 1.315 OPS through his first 25 career games was the highest mark by any player in MLB history in the modern era (since 1901).
- Selected to the Major League roster on Aug. 4 and made his **MLB debut** that night at BOS...Became the 4th Blue Jay ever to hit a **home run in his 1st Major League at-bat**, joining **Al Woods** (April 7, 1977 vs. CWS), **Junior Felix** (May 4, 1989 vs. CAL), and **J.P. Arencibia** (Aug. 7, 2010 vs. TB)...Finished 2-for-5.
- Went 3-for-3 with a walk on Aug. 5 at BOS, becoming the 4th player in club history with five hits in his first two career games.
- Finished 4-for-5 with his 2nd **home run**, four RBI and a HBP on Aug. 6 at BOS...Became the 3rd player ever with 9+ hits in his first three career MLB games (**Nap Lajoie** - 10H in 1901; **Coaker Triplett** - 9H in 1938) and the only one to do so with multiple home runs.
- Hit a **game-winning home run** on Aug. 19 at CIN, breaking a 3-3 tie with a solo shot in the 5th...Was his 3rd homer in his 9th career game, the 4th Blue Jay to do so.
- Went 3-for-3 with a **double**, a home run, a walk, three RBI, and three runs scored on Aug. 26 vs. CLE...Joined **Carlos Delgado** (5 in 1994) as the only players in team history with four homers in their first 10 career games...Among Blue Jays in their first 10 MLB games, ranked 2nd in home runs (4), 2nd in times on base (21), T-3rd in RBI (9), T-3rd in runs scored (8), and 4th in hits (14).
- Doubled and connected for his 5th **longball** on Aug. 27 vs. CLE...Became the 3rd rookie in franchise history to homer in three consecutive games, joining **Teoscar Hernández** (Sept. 22–24, 2017) and **Danny Jansen** (July 2–4, 2019).
- Drilled his 6th homer of the year as part of a 2-for-5 night on Aug. 29 vs. WAS...Was his 4th blast in the last five games and his 6th multi-hit effort of the year.
- Went 1-for-2 with his **7th bomb** and a pair of walks on Sept. 6 at OAK...His seven homers trailed only **Carlos Delgado** (8 in 1994) for the most homers by a Blue Jay in a player's first 20 career contests.
- Reached base safely all four times with two doubles and two walks on Sept. 8 vs. KC.
- Went 2-for-4 with his 10th double and 8th home run on Sept. 12 vs. TEX...Marked his 8th multi-hit game and 5th with multiple extra-base hits.
- Was named to Toronto's AL Wild Card roster but did not play.
- Appeared in 87 games for Triple-A Buffalo, batting .275 with 43 extra-base hits, 64 RBI, and 72 walks for a .416 OBP and a .969 OPS...At the time of his promotion to the Blue Jays on Aug. 4, led all International League batters in walks while 6th in home runs (21) and 8th in OPS.

Career-Highs - Statcast

	Speed/Distance	Date
Hardest Hit Ball:	109.3 MPH	May 5, 2024 at WAS
Farthest Hit Ball:	425 ft	Aug. 6, 2023 at BOS
Top Sprint Speed:	29.0 ft/s	April 23, 2024 at KC





SCHRECK

RJ

89

OUTFIELDER

NON-ROSTER

BIRTHDATE July 12, 2000
 OPENING DAY AGE 24
 BIRTHPLACE..... Los Angeles, CA
 RESIDENCE..... Los Angeles, CA
 INSTAGRAM..... @rjschreck

BATS/THROWS L/R
 HEIGHT/WEIGHT 6-0/210
 CONTRACT STATUS..... signed thru 2025
 M.L. SERVICE 0.000
 OPTIONS USED 0 of 3

PERSONAL:

- Robert Jonathan Schreck.
- Attended Harvard Westlake High School in Lss Angeles, CA...Named to the All-CIF first team in 2017, first-team All-state in 2018, and the Mission League MVP as a senior.
- Committed to play at Duke University, where he played on the baseball team from 2019-2022...Slashed .288/.395/.506 with 21 doubles, two triples, 26 home runs, and 94 RBI...As a junior, earned third-team All-ACC, ABCA All-Atlantic Region, and NCAA All-Regional honours...During his tenure, was also named a two-time CoSIDA Academic All-District, ACC All-Academic Team, and Senior CLASS Award first-team All-American.
- Transferred to Vanderbilt University for his graduate season, batting .306 (66-for-216) with 15 doubles, a pair of triples, 14 home runs, 59 RBI, .454 OBP, .588 SLG, and a 1.042 OPS.
- Currently listed as the Blue Jays 21st-ranked prospect by MLB.com for the 2025 season.

LAST SEASON:

- Named a Northwest League Post-Season All-Star.
- Appeared in seven contests at MLB Spring Training, going 3-for-7 (.429) with a homer and 3 RBI.
- Began the season at High-A Everett, batting .261 (24-for-90) with 20 doubles, 12 home runs, 44 RBI, 57 walks, 47 strikeouts, a .401 OBP, and an .865 OPS.
- Earned Northwest League Player of the Week honours on June 16, after hitting .438 with four extra-base hits, four RBI, and a 1.488 OPS in five games.
- Promoted to Double-A Arkansas in July, appearing in eight contests, recording four hits.
- Traded to the Toronto Blue Jays at the trade deadline in exchange for INF **Justin Turner** and cash considerations.
- After being assigned to Double-A New Hampshire, in the month of August, batted .287 (23-for-80) with eight doubles, a triple, five home runs, 16 RBI, .313 ISO, .600 SLG, 1.006 OPS, and a .421 wOBA in 23 contests.
- Between the Mariners and Blue Jays organizations, played in a combined 114 contests across two levels, batting .251 (100-for-398) with 29 doubles, a pair of triples, 17 home runs, 63 RBI, 15.7% walk rate, 16.5% strikeout rate, .371 wOBA, and an .851 OPS.
- Split time defensively between all outfield positions, logging 472.2 innings in left field, 224.0 innings in right field, and 43.0 innings in center field.

Bold – career high; Red – league high

Year	Club and League	AVG	G	AB	R	H	2B	3B	HR	RBI	BB	IBB	SO	SB	CS	OBP	SLG	OPS	SH	SF	HBP
2023	ACL Mariners (ACL)	.143	2	7	1	1	0	0	1	1	1	0	1	0	0	.250	.571	.821	0	0	0
	Modesto (CALL)	.267	25	90	17	24	7	0	1	12	10	0	11	1	0	.343	.378	.721	0	1	1
2024	Everett (NORW)	.261	78	276	48	72	20	0	12	44	57	1	47	7	1	.401	.464	.865	0	2	9
	Arkansas (TL)	.143	8	28	4	4	1	1	0	1	4	0	7	1	0	.294	.250	.544	0	0	2
	New Hampshire (EL)	.255	28	94	17	24	8	1	5	18	16	1	27	5	2	.377	.521	.898	0	1	3
Minor Totals		.253	141	495	87	125	36	2	19	76	88	2	93	14	3	.379	.448	.827	0	4	15

TRANSACTIONS

- Selected by the Seattle Mariners in the 9th round of the 2023 First-Year Player Draft
- Traded to the Toronto Blue Jays in exchange for INF Justin Turner and cash considerations on July 29, 2024

PROFESSIONAL CAREER:

MINORS:

- Started his professional career with the Arizona Complex League Mariners, recording a hit in two contests before being promoted to Single-A Modesto.
- Played 25 games for the Modesto Nuts, batting .267 (24-for-90) with seven doubles, a homer, 12 RBI, 10 wals, 11 strikeouts, and a .721 OPS.
- Logged 185.0 innings in left field and 39.2 innings in right field, recording 49 putouts.

BIOGRAPHIES

LAST SEASON

HISTORY

RECORDS

OPPONENTS

PLAYER DEV.

MEDIA & MISC.





NON-ROSTER

SHARP JACOB

87
CATCHER

BIRTHDATE	Sept 15, 2001	BATS/THROWS	R/R
OPENING DAY AGE	23	HEIGHT/WEIGHT	5-10/180
BIRTHPLACE	Whittier, CA	CONTRACT STATUS	signed thru 2025
RESIDENCE	Whittier, CA	M.L. SERVICE	0.000
INSTAGRAM	@jacob.sharp15	OPTIONS USED	0 of 3

PERSONAL:

- Jacob Duenes Sharp.
- Graduated from La Mirada High School in La Mirada, CA...Lettered all four years on the baseball team.
- Committed to Fullerton College, playing there from 2021-2022...Named the West Coast League Co-MVP of the Year in 2022, batting .313 (40-for-128) with 13 doubles, a triple, four home runs, 30 RBI, 20 walks, 16 strikeouts, a .523 SLG, and a .955 OPS.
- Transferred to the University of Nevada, Las Vegas (UNLV) in 2023, batting .335 (63-for-188) with 13 doubles, a triple 12 home runs, 48 RBI, a .606 SLG, and a 1.002 OPS...Named to the Mountain West Conference All-Conference Team.
- Played Summer League baseball for the Ridgefield Raptors of the West Coast League in 2022 & 2023...Appeared in 42 games in 2022, hitting .344 (55-for-160) with 13 doubles, 14 home runs, 40 RBI, and a 1.124 OPS.

LAST SEASON:

- Started the year with Single-A Modesto, batting .255 (41-for-161) with 11 doubles, six home runs, 29 RBI, 18 walks, 19 strikeouts, a .339 OBP, and a .774 OPS.
- Traded to the Blue Jays at the trade deadline as part of the return for RHP Yimi García.
- Assigned to High-A Vancouver, appearing in 25 games for the Canadians, hitting .226 (19-for-84) with four doubles, three home runs, nine RBI, and a .697 OPS.
- Between the Mariners and Blue Jays organizations, played a combined 69 games, batting .245 (60-for-245) with 15 doubles, nine home runs, 38 RBI, 8.4% walk rate, 10.5% strikeout rate, and a .747 OPS.

Bold – career high; Red – league high

Year	Club and League	AVG	G	AB	R	H	2B	3B	HR	RBI	BB	IBB	SO	SB	CS	OBP	SLG	OPS	SH	SF	HBP
2023	ACL Mariners (ACL)	.143	11	28	3	4	0	0	0	4	3	0	6	1	1	.250	.143	.393	0	0	1
2024	Modesto (CALL)	.255	44	161	32	41	11	0	6	29	18	0	19	3	2	.339	.435	.774	0	5	5
	Vancouver (NORW)	.226	25	84	11	19	4	0	3	9	6	0	11	0	0	.316	.381	.697	0	0	5
	Minor Totals	.234	80	273	46	64	15	0	9	42	27	0	36	4	3	.323	.388	.711	0	5	11

TRANSACTIONS

- Selected by the Seattle Mariners in the 17th round of the 2023 First-Year Player Draft
- Traded to the Toronto Blue Jays along with OF Jonatan Clase in exchange for RHP Yimi García on July 26, 2024

PROFESSIONAL CAREER:

MINORS:

- After being selected by the Mariners in the 2023 Draft, was then assigned to the Arizona Complex League collecting four hits in 28 at-bats (.143) across 11 contests.

OVER-UNDER

In 2009, the Jays became the first American League club since the 1918 Chicago White Sox and just the 8th MLB team, all-time, to finish a season at least 10 games below the .500 mark while scoring more runs than they had allowed.

Year	Club	Record	Run Differential
1907	Cincinnati Reds	66-87	526+/519- (7)
1918	Chicago White Sox	57-67	457+/446- (11)
1953	New York Giants	70-84	768+/747- (21)
1972	San Francisco Giants	69-86	662+/649- (13)
1980	St. Louis Cardinals	74-88	738+/710- (28)
1984	Pittsburgh Pirates	75-87	615+/567- (48)
2001	Colorado Rockies	73-89	923+/906- (17)
2009	Toronto Blue Jays	75-87	798+/771- (27)





SOSA ANDRES

72
CATCHER

NON-ROSTER

BIRTHDATE November 7, 1997
OPENING DAY AGE 27
BIRTHPLACE Hermosillo, Mexico
RESIDENCE San Antonio, TX
INSTAGRAM @andressosaa

BATS/THROWS R/R
HEIGHT/WEIGHT 5-11/210
CONTRACT STATUS signed thru 2025
M.L. SERVICE 0.000
OPTIONS USED 0 of 3

PERSONAL:

- Andres Pablo Sosa.
- Played his freshman season at the University of Texas in 2017 before attending Dallas Baptist University for three years from 2019-2021...Played a combined 110 games during his NCAA career, batting .245 with 10 doubles, 18 home runs, and 71 RBI for an .852 OPS.

LAST SEASON:

- Invited to MLB Spring Training as a non-roster invitee...Played in eight contests, recording a pair of hits in 10 at-bats (.200).
- Started the year at Double-A New Hampshire...Played a total of 73 contests with the Fisher Cats, batting .202 (35-for-173) with seven doubles, a triple, four home runs, 16 RBI, a .330 OBP, and a .657 OPS.
- Placed on the 7-day injured list from June 21-July 11...Made four rehab appearances at the Florida Complex League and one at Single-A Dunedin.
- Went back on the 7-day injured list from Aug. 31-Sept. 25.
- Threw out 15 runners behind the plate.
- Returned to play for the Naranjeros de Hermosillo of the Mexican Pacific Winter League for the second straight year, recording four hits in eight contests.

Bold – career high; Red – league high

Year	Club and League	AVG	G	AB	R	H	2B	3B	HR	RBI	BB	IBB	SO	SB	CS	OBP	SLG	OPS	SH	SF	HBP
2021	Blue Jays (FCL)	.333	9	9	1	3	1	0	0	1	0	0	3	0	0	.455	.444	.899	0	0	2
	Dunedin (LASE)	.188	5	16	0	3	0	0	0	3	1	0	7	0	0	.263	.188	.451	0	1	1
2022	Vancouver (NORW)	.226	73	208	42	47	20	1	5	27	45	0	60	6	0	.397	.404	.801	1	3	16
2023	Dunedin (FL)	.200	3	10	0	2	1	0	0	1	2	0	2	0	1	.429	.300	.729	0	0	2
	Vancouver (NORW)	.257	20	74	13	19	2	0	1	8	11	0	12	1	0	.391	.324	.715	0	1	6
	New Hampshire (EL)	.228	36	127	15	29	11	0	1	11	13	0	37	2	1	.322	.339	.661	2	1	5
2024	FCL Blue Jays (FCL)	.250	4	8	3	2	2	0	0	1	3	0	3	0	0	.500	.500	1.000	0	0	1
	Dunedin (FL)	.000	1	3	1	0	0	0	0	0	0	1	0	0	0	.250	.000	.250	0	0	1
	New Hampshire (EL)	.202	57	173	22	35	7	1	4	16	25	0	63	1	0	.333	.324	.657	1	0	9
Minor Totals		.223	208	628	97	140	44	2	11	68	100	0	188	10	2	.364	.352	.716	4	6	43

TRANSACTIONS

- Signed by the Toronto Blue Jays as an undrafted free agent on August 16, 2021

PROFESSIONAL CAREER:

MINORS:

- Played his 1st season of professional ball in 2021, splitting time between the FCL Blue Jays and Single-A Dunedin.
- Appeared in 14 total games, going 6-for-25 (.240) with a double and four RBI.
- Spent the 2022 season with High-A Vancouver...Appeared in 73 games for the Canadians, batting .226 (47-for-208) with 20 doubles, a triple, five home runs, and 27 RBI for a .801 OPS (.397 OBP, .404 SLG).
- His 20 doubles were tied for 7th most among Northwest League hitters and led all catchers.
- Among Northwest League catchers with at least 200 at-bats, his .801 OPS was the best mark.
- Threw out 20 of 87 attempted basestealers (23% caught stealing)...Threw out more runners than all but one Blue Jays minor leaguer, trailing only New Hampshire's **Ryan Gold** (21).
- Appeared at MLB Spring Training for the first time in his career, hitting .238 (5-for-21) with a double, a homer, and five RBI in 16 games.
- Split the 2023 campaign between Single-A Dunedin, High-A Vancouver, and Double-A New Hampshire, playing in 59 games combined batting .237 (50-for-211) with 14 doubles, a pair of homers, and 20 RBI.
- Made 55 starts behind the plate logging 464.0 innings with 15 runners caught stealing on 83 attempts (18%).
- Played for the Naranjeros de Hermosillo of the Mexican Pacific Winter League, appearing in 35 games batting .208 (20-for-96) with three doubles, a pair of homers, and six RBI.

BIOGRAPHIES

LAST SEASON

HISTORY


RECORDS

OPPONENTS

PLAYER DEV.

MEDIA & MISC.





SPRINGER GEORGE

4

OUTFIELDER

BIRTHDATE September 19, 1989
 OPENING DAY AGE 35
 BIRTHPLACE New Britain, CT
 RESIDENCE New Britain, CT
 INSTAGRAM @georgespringer

BATS/THROWS R/R
 HEIGHT/WEIGHT 6-3/225
 CONTRACT STATUS signed thru 2026
 M.L. SERVICE 10.166
 OPTIONS USED 0 of 3

PERSONAL:

- George Chelston Springer III.
- Graduated from Avon Old Farms High School in New Britain, CT, where he also played soccer...Drafted by Minnesota in the 48th round following his senior season, but did not sign and went on to attend the University of Connecticut.
- Played three seasons at UConn before being drafted by Houston with the 11th overall selection in the 2011 First-Year Player Draft...Became the highest-drafted player in school history...In 2009, became the first player in UConn school history to be named the Big East Rookie of the Year...In 2011, was named a First Team All-American by Perfect Game USA, Louisville Slugger and the NCBWA, and was a semifinalist for both the Dick Howser Trophy and Golden Spikes Award.
- Both of his parents also attended UConn...His father, George II, played in the 1976 Little League World Series...His mother, Laura, is a former gymnast...George took gymnastics lessons starting at 18 months old until he was 12.
- Married to Charlise, who played softball at the University of Albany, and for Puerto Rico's national team...His sister, Lena, also a softball player, played three years at Ohio State.
- Has been the Stuttering Association for the Young (SAY) spokesperson since 2014...Has hosted the annual "All-Star Bowling Event" since 2015...At the event, Springer, teammates, coaches and other professional athletes help to raise money for children and their families to attend Camp SAY, a summer camp for young people who stutter.
- Signed a six-year, \$150 million deal with the Blue Jays on January 23, 2021, marking the largest contract in franchise history.

LAST SEASON:

- Currently sitting at 60 career leadoff home runs, trailing only Rickey Henderson (81) for the most in MLB history.
- Made 97% of his defensive plays, 5th best in MLB.
- In games the Blue Jays won, hit .262 (62-for-237) with 9-2B, 14HR, 40RBI, 39B, a .477 SLG, and an .846 OPS.
- On Aug. 29 at BOS, swiped his 14th base of the year and the 100th of his career.
- Hit a two-run shot in the 2nd inning and a solo shot in the 5th on Aug. 20 vs. CIN, his third [multi-home run game](#) of the season on the 24th of his career.
- On Aug. 11 vs. OAK, reached 700 career RBI with a 2R single in the 8th.
- During the month of July, hit .274 (26-for-95) with 5-2B, a 3B, 5HR, 16RBI, 10BB, a .505 SLG, and an .848 OPS.
- Hit his [first leadoff homer of the season](#) on July 21 vs. DET, before launching a [two-run shot](#) in the 3rd, his 23rd career multi-home run game...Also doubled in the 5th, his 7th career game with 3 XBH (last: 9/22/19 vs. LAA).
- Had a season-high 8G hitting streak from 6/25-7/2, batting .464 (13-for-28) with 2-2B, 5HR, 14 RBI, and a 1.588 OPS...His 14 RBI over that stretch were his most over an 8G span since his rookie year (14RBI from 5/24-30/14).
- Became the 1st player in TOR history to hit a three run home run in each of the 1st two innings of a single game on June 27 vs. NYY...Went 3-for-3 with a career-high 6RBI.
- On 5/28 at CWS, went 2-for-2 with three walks, reaching base safely five times in a single game for the 1st time since 8/5/23 at BOS.
- On March 29 at TB, hit his second [home run](#) in as many days...Became the 6th player in franchise history to go deep in each of the team's first two games of the season (last: Vernon Wells in 2010).
- During Opening Day on March 28 at TB, went 1-for-4 with a solo [home run](#), marking his fourth career Opening Day home run and 1st as a Blue Jay (also: 2017-2019).

Career-Highs - Statcast

	Speed/Distance	Date
Hardest Hit Ball:	116.4 MPH	May 1, 2021 vs. ATL
Furthest Hit Ball:	476 feet	May 7, 2018 at OAK
Top Sprint Speed:	33.4 ft/s	June 9, 2016 at TEX



Bold – career high; Red – league high

Year	Club and League	AVG	G	AB	R	H	2B	3B	HR	RBI	BB	IBB	SO	SB	CS	OBP	SLG	OPS	SH	SF	HBP
2011	Tri-City (NYP)	.179	8	28	8	5	3	0	1	3	2	0	2	4	0	.303	.393	.696	0	0	3
2012	Lancaster (CAL)	.316	106	433	101	137	18	10	22	82	56	4	131	28	6	.398	.557	.955	0	5	6
	Corpus Christi (TEX)	.219	22	73	8	16	3	0	2	5	6	0	25	4	2	.288	.342	.630	1	0	1
2013	Corpus Christi (TEX)	.297	73	273	56	81	20	0	19	55	42	1	96	23	5	.399	.579	.978	2	1	5
	Oklahoma City (PCL)	.311	62	219	50	68	7	4	18	53	41	0	65	22	3	.425	.626	1.051	0	2	4
2014	HOUSTON (AL)	.231	78	295	45	68	8	1	20	51	39	4	114	5	2	.336	.468	.804	0	2	9
	Quad Cities (MID)	.250	3	4	1	1	1	0	0	0	3	0	1	2	0	.571	.500	1.071	0	0	0
	Oklahoma City (PCL)	.353	13	51	17	18	4	1	3	9	9	0	15	4	0	.459	.647	1.106	0	0	1
2015	HOUSTON (AL)	.276	102	388	59	107	19	2	16	41	50	0	109	16	4	.367	.459	.826	2	3	8
	Corpus Christi (TEX)	.278	5	18	4	5	1	0	0	0	2	0	6	1	0	.350	.333	.683	0	0	0
2016	HOUSTON (AL)	.261	162	644	116	168	29	5	29	82	88	2	178	9	10	.359	.457	.816	0	1	11
2017	HOUSTON (AL)	.283	140	548	112	155	29	0	34	85	64	1	111	5	7	.367	.522	.889	0	4	11
2018	HOUSTON (AL)	.265	140	544	102	144	26	0	22	71	64	0	122	6	4	.346	.434	.780	0	3	5
2019	HOUSTON (AL)	.292	122	479	96	140	20	3	39	96	67	1	113	6	2	.383	.591	.974	0	4	6
	Corpus Christi (TEX)	.400	3	10	3	4	0	0	2	5	4	0	1	1	0	.571	1.000	1.571	0	0	0
2020	HOUSTON (AL)	.265	51	189	37	50	6	2	14	32	24	0	38	1	2	.359	.540	.899	0	2	5
2021	TORONTO (AL)	.264	78	299	59	79	19	1	22	50	37	1	79	4	1	.352	.555	.907	0	1	4
	Buffalo (AAA)	.176	5	17	2	3	1	0	0	1	0	0	3	0	0	.222	.235	.458	0	0	1
2022	TORONTO (AL)	.267	133	513	89	137	22	4	25	76	54	1	100	14	2	.342	.472	.814	0	5	7
2023	TORONTO (AL)	.258	154	613	87	158	25	1	21	72	60	1	125	20	5	.327	.405	.732	0	3	5
2024	TORONTO (AL)	.220	145	545	74	120	19	3	19	56	60	0	115	16	1	.303	.371	.674	0	2	6
Minor Totals		.300	300	1126	250	338	58	15	67	213	165	5	345	89	16	.397	.557	.954	3	8	21
MAJOR TOTALS		.262	1305	5057	876	1326	222	22	261	712	607	11	1204	102	40	.348	.470	.818	2	30	77

ALL-STAR GAME RECORD

Year	League and City	AVG	G	AB	R	H	2B	3B	HR	RBI	BB	IBB	SO	SB	CS	OBP	SLG	OPS	SH	SF	HBP
2017	AL at MIA	.000	1	3	0	0	0	0	0	0	0	0	2	0	0	.000	.000	.000	0	0	0
2018	AL at WAS	1.000	1	2	2	2	0	0	1	1	0	0	0	0	0	1.000	2.500	3.500	0	0	0
2019	AL at CLE	.500	1	2	0	1	0	0	0	0	0	0	1	0	0	.500	.500	1.000	0	0	0
TOTALS		.429	3	7	2	3	0	0	1	1	0	0	3	0	0	.429	.857	1.286	0	0	0

WILD CARD RECORD

Year	Club and Opp.	AVG	G	AB	R	H	2B	3B	HR	RBI	BB	IBB	SO	SB	CS	OBP	SLG	OPS	SH	SF	HBP
2015	HOU vs. NYY	.250	1	4	0	1	1	0	0	0	0	0	1	0	0	.250	.500	.750	0	0	0
2020	HOU vs. MIN	.111	2	9	1	1	0	0	0	1	0	0	1	0	0	.111	.111	.222	0	0	0
2022	TOR vs. SEA	.286	2	7	0	2	0	0	0	0	0	0	3	0	0	.375	.286	.661	0	0	1
2023	TOR vs. MIN	.222	2	9	0	2	0	0	0	0	0	0	0	0	0	.222	.222	.444	0	0	0
TOTALS		.207	7	29	1	6	1	0	0	1	0	0	5	0	0	.233	.241	.474	0	0	1

DIVISION SERIES RECORD

Year	Club and Opp.	AVG	G	AB	R	H	2B	3B	HR	RBI	BB	IBB	SO	SB	CS	OBP	SLG	OPS	SH	SF	HBP
2015	HOU vs. KC	.211	5	19	5	4	1	0	1	3	3	0	10	0	0	.318	.421	.739	0	0	0
2017	HOU vs. BOS	.412	4	17	4	7	2	0	1	2	2	0	4	0	0	.474	.706	1.180	0	0	0
2018	HOU vs. CLE	.429	3	14	4	6	0	0	3	3	0	0	2	0	0	.429	1.071	1.500	0	0	0
2019	HOU vs. TB	.143	5	21	1	3	0	0	0	0	1	0	5	1	0	.182	.143	.325	0	0	0
2020	HOU vs. OAK	.389	4	18	4	7	1	0	2	4	0	0	7	0	0	.421	.778	1.199	0	0	1
TOTALS		.303	21	89	18	27	4	0	7	12	6	0	28	1	0	.354	.584	.938	0	0	1

CHAMPIONSHIP SERIES RECORD

Year	Club and Opp.	AVG	G	AB	R	H	2B	3B	HR	RBI	BB	IBB	SO	SB	CS	OBP	SLG	OPS	SH	SF	HBP
2017	HOU vs. NYY	.115	7	26	1	3	0	0	0	0	4	0	7	0	0	.233	.115	.349	0	0	0
2018	HOU vs. BOS	.381	5	21	2	8	3	0	1	5	3	0	5	1	0	.458	.667	1.125	0	0	0
2019	HOU vs. NYY	.160	6	25	4	4	0	0	2	4	4	0	10	0	0	.276	.400	.676	0	0	0
2020	HOU vs. TB	.233	7	30	3	7	0	0	2	5	2	0	6	0	1	.281	.433	.715	0	0	0
TOTALS		.216	25	102	10	22	3	0	5	14	13	0	28	1	1	.304	.392	.697	0	0	0

WORLD SERIES RECORD

Year	Club and Opp.	AVG	G	AB	R	H	2B	3B	HR	RBI	BB	IBB	SO	SB	CS	OBP	SLG	OPS	SH	SF	HBP
2017	HOU vs. LAD	.379	7	29	8	11	3	0	5	7	5	1	8	0	0	.471	1.000	1.471	0	0	0
2019	HOU vs. WAS	.296	7	27	6	8	4	0	2	4	7	0	5	2	0	.441	.667	1.108	0	0	0
TOTALS		.339	14	56	14	19	7	0	7	11	12	1	13	2	0	.456	.839	1.295	0	0	0

HOME RUN BREAKDOWN

		ONE GAME																			
Total		H	A	2	3	4	GS	LO	XN	IP	PH	RHP	LHP								
261		131	130	23	1	0	7	60	4	3	0	191	70								

BIOGRAPHIES

LAST SEASON

HISTORY

RECORDS

OPPONENTS

PLAYER DEV.

MEDIA & MISC.



TRANSACTIONS

- Selected by the Houston Astros in the 1st round (11th overall) of the 2011 First-Year Player Draft
- On disabled list (left quad strain) on July 20, 2014 for the remainder of the season
- On disabled list (concussion) from May 6-12, 2015
- On disabled list (right wrist fracture) from July 2-September 3, 2015
- On disabled list (left quad discomfort) from July 25-August 8, 2017
- On disabled list (sprained left thumb) from August 6-16, 2018
- On disabled list (strained left hamstring) from May 25-June 23, 2019
- Signed by the Toronto Blue Jays on January 23, 2021
- On injured list (left oblique strain) from March 29-April 27, 2021
- On injured list (right quad strain) from May 3-June 21, 2021
- On injured list (left knee sprain) from August 15-29, 2021
- On injured list (right elbow inflammation) from August 5-14, 2022

GAME HIGHS

ML Debut	April 16, 2014 vs. KC	Stolen Bases	3 – April 27, 2015 at SD
Runs	5 – 2x, last: May 12, 2019 at KC	Last ML Home Run	Aug. 26, 2024 at BOS
Hits	6 – May 7, 2018 at OAK	Longest Hitting Streak	14G – June 7-21, 2015
Home Runs	3 – Sept. 22, 2019 vs. LAA	Longest On-Base Streak	25G – June 27-Sept. 26, 2015
RBI	6 – June 27, 2024 vs. NYY	Longest Hitless Streak	35AB – July 22-Aug. 2, 2023

MILESTONES

Category	Date	Opponent	Pitcher	Notes
Hit	1 April 16, 2014	Kansas City	Guthrie	Single
	1,000 Aug. 17, 2022	Baltimore	Pérez	PH RBI Single
Home Run	1 May 8, 2014	at Detroit	Smyly	1R
	100 March 29, 2018	at Texas	Hamels	Leadoff HR
	200 April 26, 2022	Boston	Diekman	2R
Multi-HR Game (24)	24 Aug. 20, 2024	Cincinnati	Spiers, Spiers	2R, 1R
Three-HR Game 1	Sept. 22, 2019	Los Angeles (AL)	Rodriguez (2), Suarez	1R, 2R, 1R
Grand Slam HR (7)				
	7 July 26, 2022	St. Louis	Fernandez	6th inning
Leadoff HR (60)	60 Aug. 21, 2024	Cincinnati	Martinez	—
Walk-off HR (2)	1 June 1, 2016	Arizona	Clippard	1R, 11th inning
	2 April 5, 2017	Seattle	De Jong	3R, 13th inning
Extra-Inning HR (4)				
	4 Sept. 2, 2019	at Milwaukee	Guerra	1R, 10th inning
Inside-The-Park HR (3)				
	1 May 14, 2019	at Detroit	Farmer	1R
	2 Sept. 20, 2020	Arizona	Widener	1R
	3 Sept. 24, 2023	at Tampa Bay	Bradley	3R
RBI	1 April 18, 2014	at Oakland	Gray	Single
	500 Oct. 1, 2021	Baltimore	Mattson	Single
Stolen Base	1 April 18, 2014	at Oakland	Gray	2nd base
			C-Jaso	
	100 Aug. 29, 2024	at Boston	Hill	2nd base
			C-Jansen	

PROFESSIONAL CAREER:

MINORS:

- Combined to hit .302 with 21 doubles, 10 triples, 24 home runs, 87 RBI, and 32 stolen bases at two levels in 2012 (Advanced-A Lancaster and Double-A Corpus Christi)...Earned Mid-Season and Post-Season All-Star honours...Following the season, was named an Organization All-Star by MiLB.com...Played for Mesa in the Arizona Fall League and hit .286 (20-for-70) with four doubles, three triples, four home runs, and 14 RBI in 21 games...Named an AFL Rising Star.
- Named Minor League Baseball's 2013 Offensive Player of the Year and the Astros Minor League Player of the Year after hitting .303 with 27 doubles, four triples, 37 homers, 108 RBI, 45 stolen bases, and a 1.010 OPS combined between Triple-A Oklahoma City (62G) and Double-A Corpus Christi (73G)...Was one of the nine position players named to Baseball America's Minor League All-Star Team...Named to MLB.com's All-Prospect Team...Received Texas League Player of the Year honours and was a Mid-Season and Post-Season All-Star after hitting .297 with 19 homers and 23 steals in 73 first-half games with Corpus Christi...Started the second half with Triple-A Oklahoma City and from then on led the Pacific Coast League in runs (49), extra-base hits (29), total bases (136), homers (18), RBI (53), SLG (.626) and OPS (1.050).

2014:

- Finished one home run shy of tying the Astros club record for home runs by a rookie (**Lance Berkman** - 21 in 2000), hitting 20 home runs to go with 58 RBI in 78 games.
- Set franchise rookie records for home runs (19) and RBI (50) prior to the All-Star Break.
- Selected to the Major League roster on April 16 and made his **MLB debut** vs. KC...Recorded a hit, a walk and a run scored.
- Collected a hit in each of his first five games (April 16-20) to start his career.
- Became the 1st rookie in Houston's history to homer in four straight games (five total homers), from May 21-26.



- Became the 2nd rookie in MLB history to hit seven home runs over a seven-game span (May 21-29), joining **Rudy York** (Aug. 22-27, 1937).
- Recorded two home runs and five RBI in what was his 33rd career game on May 24 at SEA...His five runs tied a franchise record, last achieved by **Cody Ransom** on Sept. 20, 2007...Marked the first multi-homer game by an Astros rookie since **Hunter Pence** hit two on Aug. 31, 2007 at CHC.
- Went 4-for-4 with five runs scored, three RBI, two doubles, a home run and a walk on May 26 at KC, becoming the 1st player in Astros history to reach all of those marks in a single game.
- Named AL Rookie of the Month for May, becoming the 4th Astros player to win a Rookie of the Month Award...Hit .294 (30-for-102) with four doubles, one triple, 10 homers, 25 RBI and a 1.032 OPS.
- Placed on the DL on July 23 with a left quad strain for the remainder of the season.

2015:

- His 36 home runs within his first 180 games in the Majors set an Astros record, previously held by **Glenn Davis** (35 HR).
- Batted .319 (66-for-207) with an .880 OPS (.383 OBP/.498 SLG) on the road.
- Posted a career-long, 14-game hitting streak from June 7-21, in which he hit .458 (27-for-59) with four doubles, four home runs, seven RBI, and a .492 OBP.
- Hit his 1st career leadoff homer on June 19 at SEA off **LHP Roenis Elias**.
- Put together a career-long 25-game on-base streak from June 27-Sept. 26.

2016:

- Set career highs in games (162), at-bats (644), hits (168), doubles (29), triples (5), and walks (88).
- Named a finalist for the Gold Glove Award...Ranked 2nd among AL right fielders in fielding percentage with a .994 mark.
- Played in all of Houston's 162 games, becoming the 7th player in club history to play all 162 games of a season.
- Led the Majors in plate appearances (744), which tied for 2nd all-time in club history for a single season with **Craig Biggio's** 1997 season, behind only **Biggio's** 1999 season (749).
- Tied for 4th in the AL in walks (88)...Tied for 6th in the Majors and 5th in the AL in runs scored (116)...Marked the most runs by an Astros player since **Jeff Bagwell** (126) and **Craig Biggio** (118) in 2001.
- Became the 1st player in franchise history to hit three grand slams in a single season...According to Elias, became the 2nd player in MLB history to hit a grand slam as a visitor at both Fenway Park and Yankee Stadium (new or old) in the same year, joining **Al Rosen** (1951).
- Was one of five AL Final Vote candidates for the All-Star Game and finished 2nd to Toronto's **Michael Saunders** in the AL Final Vote balloting.
- Hit his 1st career grand slam on April 6 at NYY in the 2nd inning off **Michael Pineda**.
- Recorded four RBI in consecutive games from May 13-14...Used his 2nd grand slam to do so on May 14 at BOS.
- Knocked his 1st career walk-off home run on June 1 vs. ARI in the 11th inning off RHP **Tyler Clippard**.
- Went 3-for-5 with a triple, a walk, two runs scored and a grand slam, tying his career high with five RBI on June 24 at KC...Tripled to lead off the game, then hit a grand slam later in the 1st inning...Per Elias, became the first leadoff hitter to hit a grand slam in the 1st inning of a game since Seattle's **Danny Tartabull** on April 15, 1986 at CAL...Also became the 1st player in the modern era to hit a triple and a grand slam in the 1st inning of a game...Only one other player in the divisional era (since 1969) had a triple and grand slam in any inning (**Brandon Inge** - April 23, 2004 vs. CLE, 6th inning).
- Recorded a hit in seven straight at-bats from Sept. 24-26...Was one hit shy of tying the franchise record set by **Lance Berkman**, who hit in eight consecutive at-bats from May 4-8, 2008.

2017:

- Made his 1st career All-Star Team, received a Silver Slugger Award and was named MVP of the World Series.
- Hit all 34 of his home runs out of the leadoff spot in the lineup, which set a franchise record and tied for the 7th most homers ever recorded by a leadoff hitter in MLB history...The only AL players to hit more homers out of the leadoff spot in a single season were **Alfonso Soriano** (38 in 2002, 35 in 2003) and **Brady Anderson** (35 in 1996)...Became the 1st player in MLB history with 27 homers from the leadoff spot prior to the All-Star Break.
- Notched nine leadoff homers, the most in MLB and tied for the 4th most leadoff homers by a player in AL history...Also set a new franchise record, surpassing the previous record of eight, reached by **Craig Biggio** in 2001 and himself in 2016.
- Tied for 2nd in the AL in runs (112) with **Jose Altuve**, behind **Aaron Judge** (128).
- Hit a leadoff home run on Opening Day on April 3 vs. SEA off **Felix Hernandez**...Became the 2nd player in franchise history to do so, joining **Terry Puhl** who did so twice (April 10, 1980 vs. LAD and April 6, 1978 at CIN).
- Belted a walk-off home run in the 13th inning on April 5 vs. SEA...Marked his 4th career walk-off hit and 2nd walk-off home.
- Hit another leadoff blast on April 6 vs. SEA, becoming the first player in club history to hit a leadoff homer one game after hitting a walk-off home run...The last MLB player to do so was **Scott Hairston** for the Padres from Aug. 3-4, 2007.
- On April 9 vs. KC, knocked a 3rd leadoff home run and scored the winning run in the 12th inning...Became the 1st player in Major League history to hit three leadoff homers within his team's first seven games of a season.
- Cranked his 4th leadoff home run of the year on April 11 at SEA, becoming the 1st player in MLB history to record four leadoff homers within his team's first nine games of a season.
- Recorded a multi-homer game (4th career) in the back half of Houston's doubleheader at NYY on May 14...Included his 5th leadoff homer of the season before he homered again to lead off the 2nd inning...Became the 4th player in MLB's expansion era (since 1961) to hit home runs to lead off each of the first two innings of a game, joining **Chad Curtis** (1995), **Stan Javier** (1999) and **Manny Machado** (2015)...Also became the 4th player in Astros history to homer in the 1st and 2nd innings of a game, joining **Jose Altuve** (2016), **Lance Berkman** (2002) and **Craig Biggio** (1997).
- Named AL Player of the Week for May 29-June 4...Had multiple hits in all six games, hitting .500 (15-for-30) with 11 runs, five home runs, nine RBI and a 1.565 OPS (.531 OBP/1.033 SLG).
- On July 7 at TOR, became the 1st player in club history (13th in MLB history) to have a four-hit, five-RBI game out of the leadoff spot.
- Elected to start the All-Star Game via the fan vote, getting the start in left field.
- Named the **Willie Mays World Series MVP** as part of a postseason in which he hit .292 (21-for-72) with five doubles, six homers, nine RBI, and a .997 OPS...Became the 8th outfielder to win the World Series MVP award.
- Batted .379 (11-for-29) in the World Series with three doubles, five homers, seven RBI, and eight runs scored, becoming the 1st player ever to reach those totals in a single World Series...His eight extra-base hits in the World Series set a new MLB record, surpassing **Willie Stargell**, who posted seven in the 1979 World Series...His five home runs in the World Series tied Hall of Famer **Reggie Jackson** (1977) and **Chase Utley** (2009) for the most in a single Fall Classic...His five homers from the leadoff spot set a new record for a World Series, eclipsing the previous mark of four set by **Lenny Dykstra** during the 1993 Fall Classic.
- Homered in four consecutive World Series games, becoming the 1st player to do so in a single World Series...Joined Hall of Famers **Lou Gehrig** and **Reggie Jackson** as the only players to homer in four consecutive World Series games overall.



- Recorded an MLB-record 29 total bases during the World Series, eclipsing the previous mark of 25 shared by Hall of Famers **Reggie Jackson** (1977) and **Willie Stargell** (1979)...Became the 1st player ever to record an extra-base hit in six consecutive World Series games.
- Following the season, was named the winner of the NY Chapter of the BBWAA Arthur and Milton Richman "You Gotta Have Heart Award" for overcoming challenges of his stutter...Was also named the Boston Chapter of the BBWAA "New England Player of the Year".

2018:

- Named an AL All-Star for the 2nd time in his career.
- His six leadoff home runs ranked 2nd in the AL behind **Francisco Lindor** (9).
- Tied for 7th in the AL in runs scored with 103...Became the 4th player in Astros history with at least three consecutive 100-run seasons, joining **Craig Biggio** (1995-1999), **Jeff Bagwell** (1996-2001) and **Lance Berkman** (2001-2004).
- Made his 4th consecutive Opening Day start on March 29 at TEX and hit a [leadoff homer](#) off **Cole Hamels**...Marked his 100th career home run and his 2nd consecutive Opening Day leadoff home run...Became the 1st player in MLB history to hit a leadoff homer on consecutive Opening Day games...Became the 2nd player in Astros history with multiple career Opening Day homers (also **Terry Puhl** in 1978 and 1980).
- Went 6-for-6 with a double, a [three-run homer](#), four singles and four runs scored on May 7 at OAK, setting a franchise record for hits in a nine-inning game...Joined **Joe Morgan** as the only players in club history to record [six hits in a game](#), as Morgan did so in a 12-inning contest on July 8, 1965 at MIL...Marked the 65th time in MLB history that a player recorded six hits in a nine-inning game.
- Combined with **Alex Bregman** and **Jose Altuve** for back-to-back-to-back home runs on June 20 vs. TB, the 6th time in franchise history that the Astros combined for three consecutive home runs.
- Voted to the AL All-Star Team via the player vote...Hit back-to-back home runs with **Alex Bregman** in the 2018 All-Star Game, becoming the first pair of teammates to hit back-to-back homers in an All-Star Game since the Dodgers' **Steve Garvey** and **Jimmy Wynn** did so in the 1975 All-Star Game.
- Belted his [5th career grand slam](#) on July 21 at LAA...Marked his 5th slam on the road, surpassing **Jeff Bagwell** (4) for the most road grand slams in club history.
- Hit .400 (14-for-35) with six runs, three doubles, four homers, eight RBI and a 1.276 OPS (.447 OBP/.829 SLG) in eight postseason games...Became Houston's all-time leader in postseason homers (11), doubles (10), extra-base hits (15) and hits (40)...Moved into a tie for 12th place all-time among AL players in postseason homers...Tied **Lenny Dykstra** (9) for the most postseason homers in MLB history by a leadoff hitter.
- Recorded a hit in all eight postseason games, stretching his postseason hitting streak to 14 games, tied for the 8th-longest streak in MLB history and marked the longest in Astros history.
- Went 2-for-4 with a single, two runs scored and a [solo homer](#) in Game 1 of the ALDS vs. CLE...Marked his 5th consecutive postseason game with a homer, becoming the 3rd player in MLB history to hit a home run in five consecutive playoff games, joining **Carlos Beltrán** (2004) and **Daniel Murphy** (6 games in 2015).
- [Homered](#) in Game 4 of the ALCS vs. BOS, his 31st career game in the postseason...Marked the 3rd most postseason home runs by a player within his first 31 career games in the playoffs all-time, behind **Carlos Beltrán** (14) and **Nelson Cruz** (13).

2019:

- Led the Majors with 12 leadoff home runs, one shy of the MLB record of 13 set by **Alfonso Soriano** in 2003...Tied the Major League record for total homers hit by a leadoff hitter over a single season (39), tying **Soriano's** record set in 2006.
- Recorded the 6th most RBI by a leadoff hitter in a single season in MLB history (96).
- Set career highs in homers (39), RBI (96), batting average (.292), OBP (.383), SLG (.591), and OPS (.974).
- Among AL players, ranked 4th in OPS, 4th in slugging, 5th in homers, and 7th in on-base percentage.
- Ranked 3rd in the AL in OPS with runners in scoring position (1.116)
- Finished 4th among AL center fielders in defensive runs saved (6).
- On Opening Day, March 28 at TB, hit a [three-run homer](#) of **Blake Snell**, marking his 3rd straight Opening Day game with a home run...Joined **Khris Davis** as the only Major League players to homer on Opening Day in each of the 2017-2019 seasons.
- Knocked his his [1st leadoff homer](#) of the season on April 1 at TEX off **Drew Smyly**...Was his 6th career leadoff homer at Globe Life Park, the most by any visiting player in Arlington all-time.
- Went 5-for-5 with two home runs, including a leadoff homer, five runs scored and four RBI on May 12 vs. TEX...Became the 1st player in club history to record five hits and score five runs in the same game...Tied a franchise record for runs scored in a game (last: himself on May 26, 2014 at KC)...Marked the 3rd game of his career with at least five hits, tying **Cesar Cedeño** for the most five-hit games in Astros history...Became the 3rd leadoff hitter in MLB history with a five-hit, two-homer, five-run game, joining **Matt Carpenter** (June 26, 2018 vs. CLE) and **Tim Lincecum** (Sept. 16, 1983 vs. TOR).
- Named the AL Co-Player of the Week for the week of May 12, his 2nd career weekly award (also May 29-June 4, 2017)...In seven games, led all AL players in batting (.519, 14-for-27), hits (14), home runs (5), and OPS (1.711)...Three of his five homers were leadoff shots...During the week, recorded a hit in six straight at-bats, scored a run in six straight plate appearances and reached base in seven straight plate appearances.
- Recorded his 1st career [inside-the-park](#) home run on May 14 at DET in the 5th inning off **Buck Farmer**.
- Left the game in the 8th inning on May 24 vs. BOS and was placed on the 10-day injured list with a strained left hamstring from May 25-June 23...At the time of his placement on the IL, was leading the AL in homers (17), RBI (43), and total bases (119) while ranking 2nd in runs (41), SLG (.654), and OPS (1.032).
- Named to the AL All-Star team for the 3rd time in his career, and made his 2nd All-Star Game start (1-for-2).
- Belted a game-winning [solo homer](#) in the top of the 10th inning on Sept. 2 at MIL...Was his 30th home run of the season, and his 4th career extra-innings homer.
- Recorded his 1st career three-homer game as he went yard in each of his first three plate appearances on Sept. 22 vs. LAA...Became the 1st leadoff hitter in Astros history with a three-homer performance.
- Batted .205 (15-for-73) with four doubles, four homers, eight RBI and three stolen bases across 18 postseason games.
- Had a strong World Series performance, batting .296 (8-for-27) with six extra-base hits (4-2B, 2 HR), four RBI and a 1.108 OPS...Became the 2nd player in MLB history to record at least six XBH and six BB in a single World Series, joining **Barry Bonds** (2002).
- [Homered](#) in Game 1 of the World Series, giving him five straight games with a home run in the World Series, a new MLB record streak as he surpassed Hall of Famers **Lou Gehrig** and **Reggie Jackson**.
- Hit a [two-run home run](#) in Game 5 of the World Series, the 7th WS game of his career, putting him into a tie for 10th place on MLB's all-time World Series home runs list...Gave him the most career World Series homers by a leadoff hitter in MLB history (7), directly ahead of **Hank Bauer** (6) and **Lenny Dykstra** (6).
- Recorded two doubles in Game 6 of the World Series for his 5th career multi-XBH game in the WS, tying **Babe Ruth**, **Duke Snider** and **Lou Gehrig** for the most all-time.



2020:

- Batted .265 with six doubles, two triples, 14 home runs, 32 RBI, 24 walks, and a .899 OPS over 51 games.
- Walked, scored two runs, and hit a [leadoff homer](#) on Sept. 15 vs. TEX...Was his 11th career leadoff blast against the Rangers...Marked the 2nd most leadoff homers against any single opponent in MLB history (**Rickey Henderson** - 12 vs. CLE).
- Went 3-for-4 with two homers on Sept. 20 vs. ARI...Notched his 2nd career [inside-the-park](#) home run (also: May 14, 2019 at DET)...Was his 2nd multi-homer game of the season, also doing so in Game 2 of a doubleheader on Sept. 5 vs. LAA...Became the 3rd Astros player to record a multi-homer game that included an inside-the-park home run, joining **Ken Caminiti** (2x: May 22, 1993 at SD and July 3, 1994 vs. CHC) and **Jimmy Wynn** (July 30, 1967 vs. NYM).
- Batted .263 (15-for-57) with a double, four home runs, 10 RBI, and a .791 OPS during the postseason.
- Went 4-for-5 with a double, RBI and a run scored in Game 1 of the ALDS at OAK...Became the 6th Astros player to record four-or-more hits in a postseason game.
- Hit [two home runs](#) in Game 2 of the ALDS...Became the 7th Astros player to record a multi-homer game in the playoffs.
- Belted his 1st career postseason [leadoff home run](#) in Game 5 of the ALCS vs. TB...Joined **Craig Biggio** (2004 NLCS Game 7) as the only players in Astros history to hit a leadoff homer in the postseason...The blast was the 10th leadoff homer on the 1st pitch of a postseason game since pinch counts were first tracked in 1988, and the first since **David Freese** in 2018 World Series Game 5...Gave him the franchise lead in postseason home runs (19) and tied him with **Albert Pujols** for 4th all-time, while his 17 homers and 34 RBI as a leadoff hitter in the postseason marked the most in MLB history.

2021:

- Held a .907 OPS, the 2nd-best mark of his career (.974 in 2019)...Produced a 1.077 OPS while playing in the outfield.
- Started the season on the injured list with a left oblique strain...Later sustained a quad injury while rehabbing...Activated on April 28.
- Picked up his [1st hit](#) as a Blue Jay on April 30 vs. ATL with a single in the 1st...Stole his 1st base of the season later in the inning...Also walked twice to finish 1-for-3.
- Hit his [1st](#) and [2nd](#) home runs as a Blue Jay on May 1 vs. ATL, his 15th career multi-homer game (last: Sept. 20, 2020 vs. ARI)...Hit his 2nd jack at 116.4 MPH, the hardest hit ball of his career, and the 2nd hardest for a Jays home run in the Statcast era (**Rowdy Tellez** - 117.4)...Travelled a projected 470 feet, the 4th longest by a Toronto batter in the Statcast era...Hit only one of his 174 homers as an Astro in a 3-0 count, but hit his first two bombs as a Blue Jay in a 3-0 count...Became the 3rd MLB player (since tracking started in 1988) to hit two 3-0 homers in the same game, joining **Chase Utley** (June 28, 2007) and **Derek Norris** (May 11, 2014).
- Blasted his [10th](#) & [11th](#) home runs on July 31 vs. KC, his 2nd multi-homer game of the year...Homered on the 1st pitch of the game, becoming the 10th Blue Jay (16th time) to do so (since 1988 when pitch tracking began), and the first since **Steve Pearce** on April 8, 2018 at TEX...Marked his 40th career leadoff bomb, becoming the 8th player in MLB history to reach the mark.
- Named AL Player of the Week for July 26-Aug. 1, his 3rd career POTW...Went 10-for-25 (.400) with eight runs, five doubles, three homers, and seven RBI (1.476 OPS).
- Launched the 1st pitch of the game 439 feet over the center-field wall on Aug. 4 vs. CLE, his [13th homer](#) of the season...Became the 3rd player in team history to homer on the 1st pitch of a game multiple times in a season (also: July 31 vs. KC), joining **Alex Rios** in 2007 and **Jose Reyes** in 2014...Notched leadoff homers in consecutive games, the 4th Blue Jay ever to accomplish the feat (**Damasso Garcia** in 1983, **Jose Cruz Jr.** in 2000, **Devon Travis** in 2016)...Marked his 3rd leadoff jack of 2021 (42nd of his career).
- Named AL Player of the Week for Aug. 2-8, becoming the 1st player in team history to take consecutive weekly honours...Hit .364 (12-for-33) with three doubles, a triple, three homers (two leadoff homers), and 11 RBI (1.177 OPS).
- Crushed his [15th](#) and [16th](#) home runs on Aug. 11 at LAA, both solo shots, for his 3rd multi-homer game of the season (17th career).
- Landed on the IL for a 3rd time of the season from Aug. 15-29 with a left knee sprain.
- Notched his 2nd four-hit game of 2021 on Oct. 2 vs. BAL, also blasting his [20th home run](#) of the year...Reached the 20-homer mark for the 6th time in his career.
- Hit his [21st](#) & [22nd](#) home runs on Oct. 3 vs. BAL, a leadoff homer in the 1st and a grand slam in the 3rd...Marked his 4th leadoff bomb of the year (43rd career) and his 6th career grand slam.
- Named AL Player of the Week for Sept. 27-Oct. 3, his 5th career award and 3rd of 2021...Became the first AL player to win three weekly honours in a single season since **Justin Verlander** in 2011...Joined **José Bautista** (2010) as the only players in franchise history to win the award three times in a season...Hit .500 (13-for-26) with eight runs, three doubles, three homers, and 10 RBI in six games (.962 SLG, 1.497 OPS).

2022:

- Named an AL All-Star for the 4th time in his career.
- Hit his 1st home run of 2022 on April 10 vs. TEX, his 44th career leadoff homer, the most among active players and tying **Brady Anderson** for 7th all-time.
- Drove in all three runs in a 3-0 victory on April 11 at NYY, going 3-for-5 with a double and a dinger, homering in consecutive games for the 26th time in his career.
- Hit his 2nd leadoff [blast](#) on April 23 at HOU (45th career, 7th all-time), homering in his 1st at-bat against his former team.
- Belted a game-tying two-run [homer](#) with two outs in the bottom of the 9th on April 26 vs. BOS, his 4th bomb of the year and the 200th of his career.
- Hit his 5th and 6th homers on April 30 vs. HOU, his 1st multi-HR game of the year (19th career)...Drilled his 3rd leadoff homer of season and the 46th of his career, tying **Jimmy Rollins** for the 6th most in MLB history.
- Earned Play of the Week for his diving [catch](#) to prevent the tying run on May 1 vs. HOU...Was his 2nd career Play of the Week (also: July 24, 2021 at NYM).
- Led off the game on May 10 at NYY with his 7th longball...Marked the 47th leadoff shot of his career, tying **Curtis Granderson** for 5th most all-time.
- Led off the game with his 9th homer on May 26 at LAA...Marked his 5th leadoff jack of the year and the 48th of his career, tying him with **Ian Kinsler** for the 4th most in MLB history.
- Hit his 7th leadoff [home run](#) of the season and the 50th of his career on June 5 vs. MIN...The seven leadoff homers surpassed **Devon White** (6 in 1991) for the most in a single season in franchise history.
- Homered on the 1st pitch of the game for his 7th [longball](#) of 2022 on July 10 at SEA...Was his club-record 8th leadoff jack of the season (51st career)...Homered in consecutive games for the 2nd time in 2022 (27th career).
- Smacked his 7th career [grand slam](#) on July 26 vs. STL, his first since Oct. 3, 2021 vs. BAL.
- Landed on the injured list from Aug. 5-14 with right elbow inflammation.
- Came off the bench to record his 1,000th career [hit](#) on Aug. 17 vs. BAL, a single off **Cionel Pérez**...Was his 1st career pinch-hit knock.
- Went 5-for-5 with a double and an RBI on Aug. 18 at NYY, his 4th career 5+ hit game (last: May 12, 2019 vs. TEX).



- Had a season-high 12-game hit streak from Aug. 4-28 (20-for-44, .455 AVG, 5XBH, 10RBI).
- Drilled his 20th bomb of the season on Sept. 13 vs. TB (2), reaching the mark for the 7th time in his career.
- Went 3-for-4 with a pair of homers and a walk on Sept. 25 at TB...Was his 2nd multi-HR game of the year (April 30 vs. HOU) and the 20th of his career...Gave him 19 multi-HR games out of the leadoff spot, tied with **Alfonso Soriano** for 2nd most in MLB history, one back of **Mookie Betts** (20).
- Blasted his 9th leadoff [home run](#) on Sept. 27 vs. NYY...Gave him 52 career leadoff home runs, 4th most in MLB history (3rd: **Craig Biggio** - 53)...Was his 24th jack of the campaign, his 3rd in the last 3 games.
- Notched his 25th home run on Sept. 30 vs. BOS, reaching the 25-HR mark for the 4th time in his career.

2023:

- Played in 154 games, his 2nd most in a season (162 in 2016).
- Became the only qualified right fielder in team history to finish a season with a 1.000 fielding percentage (2nd: **Shawn Green** - .997 in 1999), which also led the AL and tied **Nick Castellanos** for the highest among MLB right fielders.
- His 20 stolen bases were a career high (16 in 2015).
- His 57 hits to lead off an inning were 4th most in the AL (Marcus Semien - 74, **Yandy Díaz** - 65, **Steven Kwan** - 63).
- Set a franchise record with [five hits on Opening Day](#) (5-for-6) on March 30 at STL...Became the 1st player in AL History with five hits and four runs scored on Opening Day.
- Plated the game-winning run with an [RBI single](#) in the bottom of the 10th inning on April 12 vs. DET, his 6th career walk-off hit and 1st as a Blue Jay.
- Hit his [1st leadoff homer of the season](#) and the 53rd of his career on April 14 vs. TB, tying **Craig Biggio** for 3rd most in MLB history.
- Earned his [3rd career Play of the Week](#) after making a diving grab on **Jace Peterson** in the 9th inning on June 23 vs. OAK.
- Crushed his [55th career leadoff homer](#) (3rd of 2023) on June 25 vs. OAK, breaking a tie with **Alfonso Soriano** for 2nd most all-time (1st: **Rickey Henderson** - 81).
- Place on paternity list from July 8-10.
- Hit his 14th home run on the 13th pitch of his opening at-bat on Aug. 9 at CLE, the longest plate appearance to end in a home run in MLB in 2023...Became the 2nd player in club history with a 1st-inning home run in a 1-0 victory (**José Bautista** - Sept. 23, 2010 vs. SEA).
- Went 3-for-4 with two blasts and a season-high four RBI on Sept. 9 vs. KC...Was his 1st multi-homer game of the season (21st career).
- [Homered](#) on his birthday for the 1st time in his career on Sept. 19 at NYY...Was his 5th leadoff homer of the year (57th career)...Reached the 20 home run mark for the 8th time in his career...Became the 16th Blue Jay (17th time) to homer on his birthday and joined **José Cruz Jr.** (April 19, 2000 vs. ANA) as the only players in team history to connect for a leadoff home run on their birthday.
- Hit a three-run [inside-the-park homer](#) in the 2nd inning off **Taj Bradley** on Sept. 24 at TB...Was the 3rd inside-the-park home run of his career (May 14, 2019 at DET and Sept. 20, 2020 vs. ARI).
- Over his last 49 games, went 56-for-197 (.284) with 30 runs scored, 11 doubles, eight homers, and 30 RBI (.815 OPS).
- His 30 hits in Sept./Oct. were T-7th in the AL.
- Went 2-for-9 during the AL Wild Card Series at MIN.

2021 HOME RUN FACTS

- Led the Majors with a club-record 262 home runs (257 in 2010)
- Right-handed hitters accounted for 242 homers, the most in a single season in MLB history (2019 Yankees - 223)
- The 262 HR ranks 7th most in MLB history for a single season
- Hit a franchise-record 127 HR on the road, which ranks as the T-15th most by any club in the Majors
- Matched a team record (also 2000 & 2010) with seven players recording at least 20+ HR in a season
- Drilled 62 1st-pitch home runs, 2nd most since tracking began in 1988 (1996 Rockies - 63)
- Toronto not only led the Majors in homers, but also struck out the fewest times (1,218)...The only other team (since tracking began in 1913) to lead MLB in home runs while striking out the least was Cleveland in 1995.





STEFANIC MICHAEL

16

INFIELDER

NON-ROSTER

BIRTHDATE February 24, 1996
OPENING DAY AGE 29
BIRTHPLACE Boise, ID
RESIDENCE Tempe, AZ
INSTAGRAM @Xxyyzzz

BATS/THROWS R/R
HEIGHT/WEIGHT 5-10/185
CONTRACT STATUS signed thru 2025
M.L. SERVICE 1.063
OPTIONS USED 3 of 3

PERSONAL:

- Michael Stefaniec.
- Went to Timberline High School in Boise, ID.
- Attended Westmont College in Santa Barbara, CA...Named to the All-GSAC Team and the GSAC Gold Glove Team all four years during his collegiate career, becoming the first Westmont Warrior to earn either award all four years...As a senior was named to the NAIA Gold Glove Team and received NAIA All-American Honorable Mention recognition, leading the team in average for the third season in a row (.392).
- Finished his career at Westmont ranking first in program history in at-bats (757), runs scored (157), hits (275), doubles (50), total bases (357) and hit-by-pitches (37).

LAST SEASON:

- Played 40 games for the Angels, batting .218 (24-for-110) with four doubles and eight RBI.
- Placed on the 10-day injured list on March 25 due to a left quad strain...Transferred to the 60-day IL on April 30...Sent on rehab assignment with the ACL Angels and then the Salt Lake Bees, before being activated from the injured list on May 29.
- After his return from injury, was reassigned to Triple-A Salt Lake...Appeared in 40 games at the Triple-A level, batting .389 (61-for-157) with 13 doubles, a pair of home runs, 33 RBI, 10.4% walk rate, 8.7% walk rate, 8.2% whiff rate, 19.5% chase rate, .417 wOBA, .510 SLG, and a .966 OPS.
- Against right-handed pitching, batted .403 (48-for-119) with eight doubles, 27 RBI, and a .967 OPS.
- Hit .439 against four-seam fastballs at the Triple-A level with a .507 OBP and a 1.069 OPS.

Bold – career high; Red – league high

Year	Club and League	AVG	G	AB	R	H	2B	3B	HR	RBI	BB	IBB	SO	SB	CS	OBP	SLG	OPS	SH	SF	HBP
2018	Angels (ARI)	.393	9	28	2	11	0	1	0	4	4	0	2	0	0	.469	.464	.933	1	0	0
	Orem (PION)	.222	5	9	1	2	0	0	0	1	0	0	3	0	1	.300	.222	.522	0	0	1
2019	Burlington (MIDW)	.333	22	72	5	24	5	1	0	10	6	0	8	2	2	.400	.431	.831	0	0	2
	Inland Empire (CALL)	.270	80	304	44	82	13	1	3	37	24	1	39	7	3	.348	.349	.697	0	1	13
2021	Rocket City (AASO)	.345	21	87	11	30	5	0	1	9	7	1	15	0	2	.406	.437	.843	0	0	2
	Salt Lake (AAAW)	.334	104	404	67	135	21	0	16	54	45	1	62	6	3	.408	.505	.913	0	2	7
2022	LOS ANGELES (AL)	.197	25	61	5	12	2	0	0	5	0	12	0	0	0	.279	.230	.509	1	0	2
	ACL Angels (ACL)	.231	4	13	2	3	0	0	0	1	1	0	1	0	0	.286	.231	.517	0	0	0
	Salt Lake (PCL)	.314	77	287	50	90	14	3	4	37	48	1	22	4	2	.422	.425	.847	0	3	8
2023	LOS ANGELES (AL)	.290	25	62	5	18	2	1	0	6	8	0	8	0	1	.380	.355	.735	0	0	1
	Salt Lake (PCL)	.365	99	381	67	139	20	2	5	62	60	0	33	8	7	.463	.467	.930	1	2	11
2024	LOS ANGELES (AL)	.218	40	110	8	24	4	0	0	8	10	0	20	0	0	.301	.255	.556	1	0	3
	ACL Angels (ACL)	.286	4	7	0	2	0	0	0	2	2	0	0	0	0	.400	.286	.686	0	1	0
	Salt Lake (PCL)	.389	40	157	27	61	13	0	2	33	19	1	16	4	0	.456	.510	.966	1	3	3
Minor Totals		.331	465	1749	276	579	91	8	31	250	216	5	201	31	20	.416	.445	.861	3	12	47
MAJOR TOTALS		.232	90	233	18	54	8	1	0	14	23	0	40	0	1	.317	.275	.592	2	0	6

TRANSACTIONS

- Signed by the Los Angeles Angels on July 19, 2018
- On injured list (left quad strain) from March 25-May 29, 2024
- Signed by the Toronto Blue Jays on Dec. 3, 2024

GAME HIGHS

ML Debut	July 3, 2022 at HOU	Stolen Bases	None
Runs	2 – Aug. 8, 2024 at NYF	Last ML Home Run	None
Hits	3 – 2x, last: Aug. 7, 2024 at NYF	Longest Hitting Streak	8G – Sept. 20-27, 2023
Home Runs	None	Longest On-Base Streak	12G – Sept. 4, 2023-June 8, 2024
RBI	2 – 2x, last: June 16, 2024 at SF	Longest Hitless Streak	26AB – July 12-Sept. 16, 2022

MILESTONES

Category	Date	Opponent	Pitcher	Notes
Hit	1 July 5, 2022	at Miami	Scott	Single
RBI	1 June 17, 2023	at Kansas City	Kowar	RBI double

PROFESSIONAL CAREER:

MINORS:

- After being signed to a minor league contract with the Angels, started his professional career with the Arizona League Angels, recording 11 hits in 28 at-bats (.393) over nine games...Moved to Rookie level Orem of the Pioneer League to close out the season, collecting a pair of hits in five games.



- Started the 2019 season with Single-A Burlington of the Midwest League, batting .333 (24-for-72) with five doubles, a triple, 10 RBI, and an .831 OPS in 22 contests...Assigned to High-A Inland Empire in May, playing 80 games for the 66ers, batting .270 (82-for-304) with 13 doubles, a triple, three home runs, and 37 RBI...Placed on 7-day injured list from May 10-June 4...Between both levels, hit .282 (106-for-376) with 18 doubles, a pair of triples, three homers, 47 RBI, and a .722 OPS.
- Did not play professionally in 2020 due to the COVID-19 pandemic cancelling the MLB season...Made his first appearance at MLB Spring Training.
- In 2021, was named a PCL Post-Season All-Star and an MLB.com Organization All-Star...Started the year at Double-A Rocket City, batting .345 (30-for-87) with six extra-base hits, nine RBI, and an .843 OPS in 21 contests...Promoted to Triple-A Salt Lake in May, appearing in 104 games, hitting .334 (135-for-404) with 21 doubles, 16 home runs, 54 RBI, and a .913 OPS...Between both levels, batted .336 (165-for-491) with 26 doubles, 17 home runs, 63 RBI, and a .901 OPS in 125 games...Finished in the top 10 in the PCL in AVG, OBP (.408), hits (165), and total bases (242).

2022:

- Invited to MLB Spring Training as a non-roster invitee, appeared in 14 games, batting .385 (10-for-26) with five doubles and four RBI.
- Started the year at Triple-A Salt Lake, batting .320 (57-for-178), before having his contract purchased by the Angels on July 3...Made his MLB debut that night at HOU.
- Recorded his first career MLB hit on July 5 at MIA with a pinch-hit single in the 9th inning off LHP **Tanner Scott**.
- Played 77 total games for the Salt Lake Bees, batting .314 (90-for-287) with 14 doubles, three triples, four home runs, 37 RBI, and an .847 OPS.
- Earned PCL Player of the Week honours for Sept. 5-11, after going 12-for-1 (.571) with three doubles, one triple, two homers, eight RBI, four walks, and a 1.749 OPS.
- On 7-day injured list from June 7-28...Made four rehab appearances with the Arizona Complex League Angels.
- Named an MLB.com Organization All-Star for the second straight season.
- Between the Majors and Triple-A, batted .293 (102-for-348) with 16 doubles, three triples, four home runs, 37 RBI, a 12.8% walk rate, 8.2% strikeout rate, .399 OBP, and a .789 OPS.

2023:

- Began the year again at Triple-A Salt Lake, before being recalled to the MLB roster on June 16 and making his season debut the next day at KC.
- Had four stints at the MLB level, playing in 25 games, batting .290 (18-for-62) with three extra-base hits and six RBI.
- Went on a career-high eight-game hitting streak from Sept. 20-27, going 13-for-28 (.464) with a pair of extra-base hits, three RBI, and a 1.071 OPS.
- Recorded his first career three-hit game on Sept. 25 vs. TEX.
- Notched his first career walk-off hit on July 17 vs. NYY in the 10th inning.
- Over his last 35 at-bats at the MLB level, went 14-for-35 (.400) with a .933 OPS.
- Won the 2023 MLB batting title, hitting .365 (139-for-381) with 20 doubles, a pair of triples, five home runs, 62 RBI, and a .930 OPS in 99 games.
- Named a PCL Post-Season All-Star and an MLB.com Organization All-Star.
- Set the Salt Lake Bees franchise record by reaching base safely in 62 consecutive games from Sept. 2, 2022-June 8, 2023.

Career-Highs - Statcast

	Speed/Distance	Date
Hardest Hit Ball:	<u>104.2 MPH</u>	July 12, 2022 vs. HOU
Farthest Hit Ball:	<u>375 ft</u>	Sept. 28, 2024 vs. TEX
Top Sprint Speed:	<u>27.7 ft/s</u>	Sept. 25, 2022 at MIN





STRAW MYLES

3

OUTFIELDER

NON-ROSTER

BIRTHDATE December 17, 1994
OPENING DAY AGE 30
BIRTHPLACE Garden Grove, CA
RESIDENCE Palmetto, FL
INSTAGRAM @myslesstraw

BATS/THROWS R/R
HEIGHT/WEIGHT 5-10/180
CONTRACT STATUS signed thru 2028
M.L. SERVICE 4.125
OPTIONS USED 1 of 3

PERSONAL:

- Myles James Noble Straw.
- Resides in Palmetto, FL, with his wife, Lily Herrmann, and their daughter, Rylee.
- Graduated from Braden River High School in Bradenton, FL.
- Attended St. Johns River State College in Palatka, FL, playing there for two seasons (2014-2015).
- In his time in Cleveland, served as the Guardians youth baseball and softball programs as an ambassador.
- Was clocked at a 6.25-second 60-yard dash coming out of college...Also ran the 40-yard dash at 4.4 seconds.
- His favourite player growing up was **Evan Longoria** and his favourite road city is Seattle.

LAST SEASON:

- Spent the majority of the campaign at Triple-A Columbus, batting .240 (104-for-434) with 18 doubles, six triples, three home runs, 47 RBI, 30 stolen bases, 10.7% walk rate, and a .651 OPS in 123 contests.
- At the Triple-A level, recorded a .982% fielding percentage with four outfield assists.
- Against left-handed pitching at Triple-A, hit .298 (34-for-114) with eight doubles, a triple, 17 RBI, a 13% walk rate, .377 OBP, and a .763 OPS.
- Had his contract selected by the Guardians on Sept. 17, making seven appearances in the Majors, recording a hit in four at-bats with a pair of stolen bases.

Bold – career high; Red – league high

Year	Club and League	AVG	G	AB	R	H	2B	3B	HR	RBI	BB	IBB	SO	SB	CS	OBP	SLG	OPS	SH	SF	HBP
2015	Greeneville (APPY)	.268	58	209	47	56	10	3	0	13	29	1	51	22	9	.355	.344	.699	6	3	1
2016	Quad Cities (MIDW)	.374	68	270	40	101	14	6	0	22	29	1	58	17	10	.432	.470	.902	6	2	0
	Lancaster (CALL)	.303	19	76	21	23	4	0	1	5	11	0	17	4	2	.393	.395	.788	1	1	1
2017	Buies Creek (CARL)	.295	114	437	81	129	17	7	1	41	87	2	70	36	9	.412	.373	.785	4	3	2
	Corpus Christi (TL)	.239	13	46	9	11	0	0	0	3	7	0	9	2	0	.340	.239	.579	1	0	0
2018	HOUSTON (AL)	.333	9	9	4	3	0	0	1	1	1	0	0	2	0	.400	.667	1.067	0	0	0
	Corpus Christi (TL)	.327	65	251	47	82	7	3	1	17	35	0	42	35	6	.414	.390	.804	2	2	4
	Fresno (PCL)	.257	66	265	48	88	10	3	0	14	38	0	60	35	3	.349	.317	.666	0	1	0
2019	HOUSTON (AL)	.269	56	108	27	29	4	2	0	7	19	0	24	8	1	.378	.343	.721	1	0	0
	Round Rock (PCL)	.321	66	277	46	89	11	3	1	33	32	0	50	19	4	.391	.394	.785	1	2	1
2020	HOUSTON (AL)	.207	33	82	8	17	4	0	0	8	4	0	22	6	2	.244	.256	.500	0	0	0
2021	HOUSTON (AL)	.262	98	325	44	85	13	1	2	34	38	0	71	17	5	.339	.326	.665	1	4	2
	CLEVELAND (AL)	.285	60	239	42	68	16	0	2	14	29	0	50	13	1	.362	.377	.739	0	0	0
	2 Teams	.271	158	564	86	153	29	1	4	48	67	0	121	30	6	.349	.348	.697	1	4	2
2022	CLEVELAND (AL)	.221	152	535	72	118	22	3	0	32	54	0	87	21	1	.291	.273	.564	2	4	1
2023	CLEVELAND (AL)	.238	147	462	52	110	18	3	1	29	42	0	97	20	6	.301	.297	.598	6	6	2
2024	CLEVELAND (AL)	.250	7	4	2	1	0	0	0	0	0	0	2	0	0	.250	.250	.500	0	0	0
	Columbus (IL)	.240	123	434	62	104	18	6	3	47	53	2	95	30	1	.321	.329	.650	3	4	1
Minor Totals		.293	592	2265	401	663	91	31	7	195	321	6	452	200	44	.380	.370	.750	24	18	10
MAJOR TOTALS		.244	562	1764	251	431	77	9	6	125	187	0	351	89	16	.316	.308	.624	10	14	5

WILD CARD RECORD

Year	Club and Opp.	AVG	G	AB	R	H	2B	3B	HR	RBI	BB	IBB	SO	SB	CS	OBP	SLG	OPS	SH	SF	HBP
2020	HOU vs. MIN	.000	1	0	0	0	0	0	0	0	0	0	0	0	0	.000	.000	.000	0	0	0
2022	CLE vs. TB	.286	2	7	0	2	0	0	0	0	1	0	1	1	0	.375	.286	.661	0	0	0
TOTALS		.286	3	7	0	2	0	0	0	0	1	0	1	1	0	.375	.286	.661	0	0	0

DIVISION SERIES RECORD

Year	Club and Opp.	AVG	G	AB	R	H	2B	3B	HR	RBI	BB	IBB	SO	SB	CS	OBP	SLG	OPS	SH	SF	HBP
2018	HOU vs. CLE	.000	2	0	1	0	0	0	0	0	0	0	0	1	0	.000	.000	.000	0	0	0
2020	HOU vs. OAK	.000	1	0	0	0	0	0	0	0	0	0	0	0	0	.000	.000	.000	0	0	0
2022	CLE vs. NYY	.111	5	18	1	2	1	0	0	0	1	0	2	0	0	.158	.167	.325	0	0	0
TOTALS		.111	8	18	2	2	1	0	0	0	1	0	2	1	0	.158	.167	.325	0	0	0

LEAGUE CHAMPIONSHIP SERIES RECORD

Year	Club and Opp.	AVG	G	AB	R	H	2B	3B	HR	RBI	BB	IBB	SO	SB	CS	OBP	SLG	OPS	SH	SF	HBP
2020	HOU vs. TB	.000	4	0	0	0	0	0	0	0	0	0	0	0	0	.000	.000	.000	0	0	0

HOME RUN BREAKDOWN

		ONE GAME																			
Total	H	A	2	3	4	GS	LO	XN	IP	PH	RHP	LHP									
6	2	4	00	0	0	0	1	0	0	0	6	0									



TRANSACTIONS

- Selected by the Houston Astros in the 12th round of the 2015 First-Year Player Draft
- Traded to the Cleveland Guardians in exchange for C Yainer Diaz and RHP Phil Maton on July 30, 2021
- Traded to the Toronto Blue Jays along with cash considerations and international signing bonus pool space for the 2025 period in exchange for a player to be named later or cash considerations

GAME HIGHS

ML Debut	Sept. 15, 2018 vs. ARI	Stolen Bases	3 – 2x, last: Sept. 10, 2021 vs. MIL
Runs	3 – 7x, last: Sept. 19, 2022 vs. MIN	Last ML Home Run	Aug. 11, 2023 at TB
Hits	4 – 3x, last: April 13, 2022 at CIN	Longest Hitting Streak	11G – Sept. 13-22, 2022
Home Runs	1 – 6x, last: Aug. 11, 2023 at TB	Longest On-Base Streak	16G – July 3-23, 2022
RBI	3 – 2x, last: July 11, 2022 vs. CWS	Longest Hitless Streak	24AB – Aug. 6-15, 2022

MILESTONES

Category	Date	Opponent	Pitcher	Notes
Hit	1 Sept. 26, 2018	at Toronto	Biagini	Single
Home Run	1 Sept. 29, 2018	at Baltimore	Ramírez	1R
Leadoff HR (1)	1 Aug. 26, 2021	Texas	Lyles	—
RBI	1 Sept. 29, 2018	at Baltimore	Ramírez	Solo home run
Stolen Base	1 Sept. 22, 2018	Los Angeles (AL)	Parker	2nd base
			C-Hudson	

PROFESSIONAL CAREER:

MINORS:

- Began his professional career in 2015 with Rookie level Greeneville of the Appalachian League, batting .268 (56-for-209) with 10 doubles, three triples, 13 RBI, and a .699 OPS in 58 contests.
- Named a 2016 Baseball America Low Class A All-Star and an MiLB.com Organization All-Star...Started the 2016 campaign with Single-A Quad Cities, hitting .374 (101-for-270) with 14 doubles, six triples, 22 RBI, and a .902 OPS...Promoted to High-A Lancaster in August, going 23-for-76 (.303) in 19 contests, recording four doubles, a homer, and five RBI...Between both levels, hit .358 (124-for-346) with 18 doubles, six triples, a homer, 27 RBI, 21 stolen bases, and an .877 OPS.
- Earned the CAR Mid-Season All-Star and Car Post-Season All-Star in 2017...Was with High-A Buies Creek to begin the season, batting .295 (129-for-437) with 17 doubles, seven triples, one homer, 41 RBI, 36 stolen bases, and a .785 OPS...Named the CAR Player of the Month in June, after going 36-for-96 (.375) with seven extra-base hits, nine RBI, 20 walks, 12 stolen bases, a .479 OBP, and a .958 OPS...Promoted to Double-A Corpus Christi in August, appearing in 13 games, batting .239 (11-for-46) with three RBI.

2018:

- Made his MLB debut with the Astros on Sept. 15 vs. ARI as a pinch-runner.
- Recorded his first career MLB hit with a single off RHP **Joe Biagini** on Sept. 26, 2018 at TOR.
- Hit his first career home run off RHP **Yefry Ramírez** in his next start on Sept. 29 at BAL in game 2 of a doubleheader.
- Played a total of nine games with the Astros, collecting three hits in nine at-bats (.333).
- Made the Astros roster for the ALDS, appearing in a pair of games.
- Named an MiLB.com Organization All-Star and a TEX Mid-Season All-Star...Spent the rest of the season split between Triple-A Fresno and Double-A Corpus Christi, batting .291 (150-for-516) with 17 doubles, six triples, a homer, 31 RBI, 70 stolen bases, and a .734 OPS...His 70 steals led MiLB and were the most by an Astros minor leaguer since 2012, going 70-for-79 in attempts (88.6%).

2019:

- Had four separate stints with the Astros, appearing in 56 games, batting .269 (29-for-108) with four doubles, a pair of triples, seven RBI, eight stolen bases, and a .721 OPS.
- Recorded three outs above average, splitting time defensively all around the field, including 170.0 innings at shortstop, 76.0 innings in center field, 35.0 innings in left field, 15.0 innings at second base, and 10.0 innings in right field.
- Spent the rest of the season at Triple-A Round Rock, appearing in 66 games, hitting .321 (89-for-277) with 11 doubles, three triples, a homer, 33 RBI, 19 stolen bases, and a .785 OPS.

2020:

- Spent his first full season in the Majors and made his first career Opening Day roster, appearing in a total of 28 games.
- Hit .207 (17-for-82) with four doubles eight RBI and six stolen bases.
- Appeared in six games in the Postseason.

2021:

- Split the season between the Astros and the Guardians, after being dealt to Cleveland at the trade deadline.
- Posted a 1.9 bWAR in his 60 games with the Guardians, good for 7th-best on the team.
- With the Astros, he hit .262 (85-for-325) with 13 doubles, a triple, a pair of home runs, 34 RBI, and 17 stolen bases.
- After being traded to Cleveland on July 30, he ranked T-4th in the American League in runs scored (42), T-5th in doubles (16), T-7th in (29), and T-8th in hits (68)...In his 60 games with Cleveland, batted .285 (68-for-239) with 16 doubles, a pair of home runs, 14 RBI, 13 stolen bases, and a .739 OPS.
- On the year, ranked T-2nd in the American League in stolen bases (30) and T-9th in games played (158), hitting .271 (153-for-564) with 29 doubles, a triple, four home runs, 48 RBI, and a .697 OPS.
- Recorded nine outs above average and five defensive runs saved, ranking 2nd among MLB outfielders in putouts (394).
- Hit his first career leadoff home run on Aug. 26 vs. TEX off RHP **Jordan Lyles**.

2022:

- Earned a Gold Glove Award and the SIS Fielding Bible Award...Led all MLB center fielders with 24 Good Fielding Plays and 13 outs above average...Also led all MLB outfielders with 385 total chances while compiling a .995 fielding percentage.
- Finished 2nd in defensive runs saved (17) among MLB center fielders and led the American League with 12 outfield assists...His 2.3 dWAR was the 6th-best in the American League.



- In 152 contests, he batted .221 (118-for-535) with 22 doubles, three triples, 32 RBI, 54 walks, and 21 stolen bases.
- Started the season in April batting .291 (23-for-79) with 13 walks and 17 runs scored in 21 contests.
- Finished the season in September batting .313 (30-for-96) in 27 contests.
- Went on a career-high 11-game hitting streak from Sept. 13-22.
- Reached base safely in 25 of his last 28 games of the season.
- In seven starts in the Postseason, collected four hits, including one double.

2023:

- Was a finalist for the Gold Glove Award in center field.
- Recorded five outs above average and six defensive runs saved.
- Made 137 starts in center field...His six outfield assists were second in the American League among center fielders...At the end of the season, owned a 154-game errorless streak, dating back to Sept. 23, 2022...He and Nick Castellanos were the only players in the Majors to appear in at least 145 games and make zero errors.
- Played 147 games with the Guardians, batting .238 (110-for-462) with 18 doubles, three triples, a home run, 29 RBI, 42 walks, 20 stolen bases, and a .598 OPS.

Career-Highs - Statcast

	Speed/Distance	Date
Hardest Hit Ball:	<u>109.8 MPH</u>	Sept. 10, 2021 vs. MIL
Farthest Hit Ball:	<u>409 ft</u>	Aug. 1, 2021 at CWS
Top Sprint Speed:	31.4 ft/s	Sept. 26, 2018 at TOR

**BLUE JAYS, MOST CONSECUTIVE GAMES
WITH 1+ DOUBLE – ALL-TIME**

32	07/22/2007 - 08/25/2007
31	04/10/2015 - 05/12/2015
31	06/21/2009 - 07/28/2009
31	07/09/2008 - 08/13/2008
31	04/11/2004 - 05/14/2004
30	09/12/2021 - 04/17/2022
29	07/27/1990 - 08/25/1990
29	08/14/1987 - 09/15/1987
27	07/16/1995 - 08/12/1995
26	04/18/2023 - 05/17/2023
26	08/31/2008 - 09/27/2008
26	06/24/1986 - 07/23/1986
25	08/25/2017 - 09/20/2017





SWANSON

ERIK

50
PITCHER

BIRTHDATE September 4, 1993
OPENING DAY AGE 31
BIRTHPLACE Fargo, ND
RESIDENCE Fargo, ND
INSTAGRAM @swannypops

BATS/THROWS R/R
HEIGHT/WEIGHT 6-3/225
CONTRACT STATUS signed thru 2025
M.L. SERVICE 5.059
OPTIONS USED 3 of 3

PERSONAL:

- Erik Donald Swanson.
- Resides in Fargo, ND, with wife, Madison, and their son and daughter.
- Attended Mariemont (OH) High School.
- Earned Outstanding Pitcher honours while leading Iowa Western CC to the NJCAA Division I title in 2014... Committed to the University of Pittsburgh before being drafted by the Texas Rangers in the 8th round of the 2014 MLB First-Year Player Draft.

LAST SEASON:

- Over his last 33 appearances of the season, posted a 2.70 ERA (9 ER/30.0 IP) with 31 strikeouts, a 1.03 WHIP, and a .185 opponent batting average.
- During the month of September, made 12 appearances posting a 1.69 ERA (2 ER/10.2 IP) with 12 strikeouts and a .143 opponent batting average.
- After being recalled from Triple-A Buffalo on July 19, 22 of his 27 outings have were scoreless.
- On the injured list with right forearm inflammation from March 25-April 15.

Bold – career high; Red – league high

Year	Club & League	W-L	ERA	G	GS	CG	SHO	SV	IP	H	R	ER	HR	HB	BB	IBB	SO	WP	BK	AVG
2014	Spokane (NORW)	1-2	4.63	15	0	0	0	0	23.1	19	12	12	0	2	7	1	24	2	0	.229
2015	Rangers (ARIZ)	0-0	0.00	1	0	0	0	0	1.0	0	0	0	0	0	1	0	1	0	0	.000
	Hickory (SALL)	1-0	2.19	7	0	0	0	0	12.1	7	3	3	1	0	4	0	10	1	0	.163
	Frisco (TL)	0-0	9.00	1	0	0	0	0	1.0	2	1	1	0	0	2	0	1	1	0	.500
	Round Rock (PCL)	0-0	0.00	1	0	0	0	0	1.0	1	0	0	0	0	0	0	2	0	0	.250
2016	Hickory (SALL)	6-4	3.43	19	15	0	0	1	81.1	77	37	31	4	4	25	0	78	4	0	.248
	Charleston (SALL)	0-1	3.60	5	2	0	0	0	15.0	14	7	6	0	0	5	0	15	1	0	.246
2017	Tampa (FL)	7-3	3.95	20	20	0	0	0	100.1	115	46	44	10	3	14	1	84	1	0	.291
2018	Staten Island (NYPL)	0-0	4.05	2	2	0	0	0	6.2	8	3	3	0	0	0	0	6	0	1	.308
	Trenton (EL)	5-0	0.42	8	7	0	0	0	42.2	22	3	2	0	1	15	0	55	0	1	.155
	Scranton/Wilkes-Barre (IL)	3-2	3.86	14	13	1	0	0	72.1	63	32	31	10	2	14	0	78	1	0	.230
2019	Tacoma (PCL)	0-1	5.55	10	6	0	0	0	24.1	28	16	15	5	0	12	0	28	0	0	.283
	SEATTLE (AL)	1-5	5.74	27	8	0	0	2	58.0	56	41	37	17	2	12	1	52	2	0	.243
2020	SEATTLE (AL)	0-2	12.91	9	0	0	0	0	7.2	11	12	11	3	2	2	0	9	1	0	.344
2021	Tacoma (AAAW)	0-0	4.50	2	0	0	0	0	2.0	2	1	1	1	0	0	0	1	0	0	.250
	SEATTLE (AL)	0-3	3.31	33	2	0	0	1	35.1	28	18	13	5	1	10	1	35	0	0	.212
2022	Everett (NORW)	0-0	0.00	1	0	0	0	0	1.0	0	0	0	0	0	0	0	2	0	0	.000
	Tacoma (PCL)	0-0	0.00	1	0	0	0	0	1.0	2	0	0	0	0	0	0	1	0	0	.400
	SEATTLE (AL)	3-2	1.68	57	1	0	0	3	53.2	39	11	10	3	1	10	1	70	1	0	.202
2023	TORONTO (AL)	4-2	2.97	69	0	0	0	4	66.2	52	22	22	8	0	21	0	75	0	0	.217
2024	TORONTO (AL)	2-2	5.03	45	0	0	0	0	39.1	36	22	22	11	1	14	0	37	0	1	.235
	Dunedin (FL)	0-0	0.00	1	0	0	0	0	1.0	0	0	0	0	0	0	0	2	0	0	.000
	Buffalo (IL)	1-1	11.34	18	0	0	0	0	16.2	28	26	21	7	1	13	0	17	1	0	.373
Minor Totals		25-14	3.79	127	65	1	0	2	404.0	388	187	170	38	13	112	2	406	12	2	.252
MAJOR TOTALS		10-16	3.97	240	11	0	0	10	260.2	222	126	115	47	7	69	3	278	4	1	.227

WILD CARD RECORD

Year	Club and Opp.	W-L	ERA	G	GS	CG	ShO	SV	IP	H	R	ER	HR	HB	BB	IBB	SO	WP	BK	AVG
2023	TOR vs. MIN	0-0	0.00	2	0	0	0	0	1.1	0	0	0	0	0	3	0	2	0	0	.000

DIVISION SERIES RECORD

Year	Club and Opp.	W-L	ERA	G	GS	CG	ShO	SV	IP	H	R	ER	HR	HB	BB	IBB	SO	WP	BK	AVG
2022	SEA vs. HOU	0-0	0.00	1	0	0	0	0	1.0	0	0	0	0	0	0	0	1	0	0	.000

TRANSACTIONS

- Selected by the Texas Rangers in the 8th round of the 2014 First-Year Player Draft
- Traded to the New York Yankees along with RHP Dillon Tate and RHP Nick Green in exchange for OF Carlos Beltrán on August 1, 2016
- Traded to the Seattle Mariners along with LHP Justus Sheffield and OF Dom Thompson-Williams in exchange for LHP James Paxton on November 19, 2018
- On injured list (strained right forearm) from August 20-September 14, 2020
- On injured list (strained right groin) from May 29-July 7, 2021
- On injured list (right elbow inflammation) from May 14-June 10, 2022
- Traded to the Toronto Blue Jays along with LHP Adam Macko in exchange for OF Teoscar Hernández on November 16, 2022
- On injured list (thoracic spine inflammation) from August 27-September 10, 2023
- On injured list (right forearm inflammation) from March 25-April 15, 2024



GAME HIGHS

ML Debut	April 11, 2019 at KC	ER Allowed	8 – May 16, 2019 vs. MIN
Innings Pitched:		HR Allowed	4 – May 16, 2019 vs. MIN
Starter	6.0 – 2x, last: May 5, 2019 at CLE	Low Hit CG	None
Reliever	2.1 – Aug. 30, 2019 at TEX	Last Win	Sept. 13, 2024 vs. STL
Walks:		Last Save	Aug. 5, 2023 at BOS
Starter	3 – May 5, 2019 at CLE	Last CG	None
Reliever	2 – 8x, last: Sept. 3, 2024 vs. PHI	Last ShO	None
Strikeouts:		Last Start	July 13, 2022 at WAS
Starter	5 – April 17, 2019 vs. CLE	Last Relief App.	Sept. 28, 2024 vs. MIA
Reliever	5 – Aug. 30, 2019 at TEX	Longest Win Streak	2G – 4x, last: May 11–Sept. 13, 2024
Hits Allowed	11 – April 28, 2019 vs. TEX	Longest Losing Streak	7G – May 10, 2019–Sept. 15, 2021
		Scoreless Innings Streak	14.1 – July 27–Aug. 31, 2022

MILESTONES

Category	Date	Opponent	Notes
Start	1 April 17, 2019	Cleveland	L - 6.0 IP, 2H, 1ER, 0BB, 5K
Win	1 May 5, 2019	at Cleveland	as a starter - 6.0 IP, 1H, 0ER, 3BB, 3K
Save	1 Sept. 19, 2019	at Pittsburgh	1.0 IP, 1BB, 3K

PROFESSIONAL CAREER:

MINORS:

- Made his professional debut in 2014 with Short-A Spokane, going 1-2 with a 4.63 ERA (12 ER/32.1 IP), 24 strikeouts, and seven walks in 15 relief appearances.
- In 2015, combined with Triple-A Round Rock (1G), Double-A Frisco (1G), Single-A Hickory (7G), and AZL Rangers (1G) to go 1-0 with a save and a 2.35 ERA (4ER/15.1 IP) in 10 relief outings.
- Split the 2016 campaign between Single-A Hickory (TEX) and Single-A Charleston (NYY), going 6-5 with a save and a 3.46 ERA (37 ER/96.1 IP) over 24 games (17 starts)...Was a South Atlantic League Mid-Season All-Star with Hickory, where he made 19 appearances (15 starts)...Acquired by the Yankees on Aug. 1 and assigned to Charleston where he made five appearances (two starts).
- Was 7-3 in 2017 with a 3.95 ERA (44 ER/100.1 IP), 84 strikeouts, 14 walks in 20 starts with Single-A Tampa...Gave up two-or-fewer runs in 12 of 20 starts, including eight scoreless...Ranked 10th among minor leaguers (min. 100.0 IP) with a 1.26 BB/9.0 IP ratio (14 BB, 100.1 IP).
- Split the 2018 season between Double-A Trenton and Triple-A Scranton/Wilkes-Barre, going 8-2 with a 2.58 ERA (33 ER/115.0 IP) in 22 games (20 starts)...Posted a 10.41 K/9.0 IP (133 K, 115.0 IP) and held opponents to a .204 average...Allowed three-or-fewer runs in 17 of 20 starts, including seven straight starts allowing one-or-fewer run from April 10–May 15...During those seven games, was 4-0 with a 0.46 ERA (2 ER/39.0 IP).

2019:

- Kept a 1-5 record and a 5.74 ERA (37 ER/58.0 IP), with 52 strikeouts and 12 walks in 27 appearances (8 starts) with Seattle.
- Made his MLB debut with the Mariners on April 11 at KC, tossing 2.0 innings and allowing two runs on three hits with two walks and four strikeouts.
- Made his 1st big-league start on April 17 vs. CLE (6.0 IP, 2H, ER, HR, 5K)...Became the 3rd Mariner in club history to work at least 6.0 innings and allow no more than one run and two hits in his 1st Major League start, joining **Brandon Morrow** (Sept. 5, 2008 vs. NYY) and **Doug Fister** (Aug. 11, 2009 vs. CWS).
- Earned 1st Major League win on May 5 at CLE, tossing 6.0 scoreless innings, allowing one hit and three walks with a trio of punchouts.
- Recorded his 1st career save on Sept. 19 at PIT, tossing a scoreless 11th inning with one walk and three strikeouts.
- In 18 relief appearances after the All-Star Break, was 2-for-2 in save opportunities while posting a 2.78 ERA (7 ER/22.2 IP) with 23 strikeouts and five walks.
- In 10 appearances (six starts) with Triple-A Tacoma, was 0-1 with a 5.55 ERA (15 ER/24.1 IP), 12 walks, and 28 strikeouts.

2020:

- Posted a 12.91 ERA (11 ER/7.2 IP) with nine strikeouts and two walks in nine games.
- Threw 149 pitches in 2020, 101 of which were his four-seam fastball (67.8%)...Among pitchers who threw at least 100 four-seam fast balls in 2020, his 67.8% fastball rate was tied for 8th most in the Majors.
- Placed on the 10-day injured list on Aug. 20 with a strained right forearm...Reinstated on Sept. 14 and finished the season with the Major League team.

2021:

- Went 0-3 with one save, a 3.31 ERA (13 ER/35.1 IP), 10 walks, and 35 strikeouts in 33 games (two starts).
- Did not allow a run in 24 of 31 appearances out of the bullpen.
- Recorded his 1st save of the season on May 28 vs. TEX, tossing 1.1 scoreless frames (H, BB, 2K).
- Did not allow a run in 12 consecutive games from May 13–July 31...Faced 50 batters over 12.2 innings, giving up six hits while walking five batters and striking out 15.
- Landed on the 10-day injured list on May 29 with a right groin strain...Activated on July 7.

2022:

- Set career highs in games (57), wins (3), saves (3), and strikeouts (70), while also posting a career-best 1.68 ERA.
- His 1.74 ERA as a reliever ranked 5th in the AL and 9th in the Majors.
- Allowed two runs or fewer in each of his 57 appearances, including 48 scoreless outings.
- Recorded multiple strikeouts in 23 games, including four games with three strikeouts.
- Earned his 1st save of the year on June 25 at LAA, allowing a pair of walks (one intentional) in a scoreless 9th inning.
- Served as the opener in the 2nd game of the doubleheader on July 13 at WSH (2.0 IP, K), his only start of the year.
- Tossed a career-high 14.1 straight scoreless innings from July 27–Aug. 31 (10H, 2BB, HB, 18K).
- On the 15-day injured list with right elbow inflammation from May 14–June 10...Made two scoreless rehab appearances with Single-A Everett and Triple-A Tacoma (2.0IP, 2H, 3K).
- Made his MLB postseason debut in Game 3 of the ALDS vs. HOU on Oct. 15 (1.0 IP, K).



2023:

- Set career highs in wins (4), games (69), innings pitched (66.2), strikeouts (75), and saves (4).
- Made his Toronto debut with two strikeouts over a hitless inning on March 30 at STL.
- Picked up his 1st [save](#) as a Blue Jay and the 7th of his career on June 3 at NYM (1.0 IP, H, K).
- On injured list with thoracic spine inflammation from Aug. 27-Sept. 10.
- Made one rehab appearance for Triple-A Buffalo on Sept. 9 vs. LHV, earning the win while tossing a clean 9th inning (K).
- Kept a 1.10 ERA (2ER/16.1 IP), a 0.86 WHIP, and a .190 AVG over his last 18 games.

Statcast Data		
	2024	Career
Strikeout %:	22.0	26.2
Walk %:	8.3	6.5
Hard Hit %:	50.0	39.7
Fastest Pitch:	98.5 MPH	Aug. 12, 2020 at TEX





TATE DILLON

20
PITCHER

BIRTHDATE May 1, 1994
OPENING DAY AGE 30
BIRTHPLACE Harbor City, CA
RESIDENCE Henderson, NV
INSTAGRAM N/A

BATS/THROWS R/R
HEIGHT/WEIGHT 6-2/190
CONTRACT STATUS signed thru 2025
M.L. SERVICE 4.144
OPTIONS USED 2 of 3

PERSONAL:

- Dillon Michael Tate.
- Attended Claremont High School in Claremont, CA, where he earned three letters for the Wolfpack...Earned Second Team All-Sierra League his senior year...Also earned an Athletic Academic Award.
- Spent three years at UC Santa Barbara, going 10-6 with a 2.16 ERA (36 ER/149.2 IP), 47 walks, 158 strikeouts, and a 1.01 WHIP over 46 total appearances (14 starts)...During his college tenure, was named to both the All-Big West First Team (2015) and Second Team (2014), while earning All-American nods from Louisville Slugger, D1Baseball.com, and NCBWA, among other awards.
- Was the first pitcher selected in the 2015 First-Year Player Draft and the first UC Santa Barbara player to ever be selected in the first round.
- He is an alumni of MLB's RBI program in Compton, California (Urban Youth Academy).
- Named the Orioles 2022 Roberto Clemente Award nominee.
- Launched his foundation, Baseball Academia, in 2022, with the mission of teaching children and young athletes lessons on personal development, as well as how to improve their skills both on and off the field.

LAST SEASON:

- Between the Majors and Triple-A, appeared in a total of 54 contests going 2-1 while posting a 3.70 ERA with a 3.42 FIP, a 6.4% walk rate, an 18.7% strikeout rate, a 1.25 WHIP, a .294 opponent wOBA, and a 48.6% ground ball rate.
- In his 19 appearances at home, posted a 2.95 ERA (7 ER/21.1 IP) with a 1.41 WHIP and a .663 opponent OPS.
- Appeared in 16 games for Triple-A Norfolk, posting a 2.16 ERA (4 ER/16.2 IP) with a 4.3% walk rate, a 21.7% strikeout rate, and a 1.02 WHIP.
- Made five appearances for Triple-A Buffalo, posting a 1.80 ERA (ER/5.0 IP) with 0.40 WHIP, a 5.6% walk rate, and a 27.8% strikeout rate.
- Claimed off waivers by the Blue Jays from BAL on Sept. 1.
- On Sept. 17 at TEX, made his Blue Jays debut, tossing 1.0 scoreless inning with a pair of strikeouts.

Bold – career high; Red – league high

Year	Club & League	W-L	ERA	G	GS	CG	SHO	SV	IP	H	R	ER	HR	HB	BB	IBB	SO	WP	BK	AVG
2015	Spokane (NORW)	0-0	0.00	2	2	0	0	0	2.0	0	0	0	0	0	3	0	3	0	0	.000
	Hickory (SALL)	0-0	1.29	4	4	0	0	0	7.0	3	1	1	1	0	0	0	5	0	0	.130
2016	Hickory (SALL)	3-3	5.12	17	16	0	0	0	65.0	78	39	37	5	9	27	0	55	8	2	.311
	Charleston (SALL)	1-0	3.12	7	0	0	0	0	17.1	21	10	6	1	0	6	0	15	0	0	.292
2017	Tampa (FL)	6-0	2.62	9	9	0	0	0	58.1	48	19	17	4	5	15	0	46	1	0	.221
	Trenton (EL)	1-2	3.24	4	4	1	0	0	25.0	23	9	9	3	1	9	3	17	0	1	.253
2018	Trenton (EL)	5-2	3.38	15	15	0	0	0	82.2	67	33	31	7	7	25	0	75	5	0	.218
	Bowie (EL)	2-3	5.75	7	7	0	0	0	40.2	48	27	26	3	3	9	0	21	6	0	.302
2019	BALTIMORE (AL)	0-2	6.43	16	0	0	0	0	21.0	18	15	15	3	5	9	0	20	2	0	.231
	Frederick (CARL)	0-0	5.40	1	1	0	0	0	1.2	3	2	1	1	0	0	0	3	0	0	.375
	Bowie (EL)	2-3	3.48	17	2	0	0	5	33.2	28	14	13	4	2	9	2	30	1	0	.224
	Norfolk (IL)	2-0	2.00	4	0	0	0	2	9.0	7	2	2	1	1	1	0	7	0	0	.212
2020	BALTIMORE (AL)	1-1	3.24	12	0	0	0	0	16.2	9	7	6	1	2	5	0	14	1	1	.164
2021	BALTIMORE (AL)	0-6	4.39	62	0	0	0	3	67.2	61	35	33	7	7	23	0	49	7	0	.245
	Norfolk (IL)	0-0	0.00	1	0	0	0	0	1.0	0	0	0	0	0	0	0	1	0	0	.000
2022	BALTIMORE (AL)	4-4	3.05	67	0	0	0	5	73.2	57	29	25	6	7	16	2	60	3	0	.213
2023	Aberdeen (SALL)	0-0	9.00	1	0	0	0	0	1.0	2	1	1	0	0	0	0	2	0	0	.400
	Bowie (EL)	0-1	21.00	4	0	0	0	0	3.0	7	9	7	1	0	3	1	3	0	0	.389
	Norfolk (IL)	0-1	13.50	8	0	0	0	0	6.2	12	10	10	0	2	8	0	6	2	0	.400
2024	BALTIMORE (AL)	2-1	4.59	29	0	0	0	1	33.1	38	19	17	2	4	9	0	23	0	0	.284
	TORONTO (AL)	0-0	5.40	4	0	0	0	0	3.1	4	2	2	0	0	3	0	4	0	0	.308
	2 Teams	2-1	4.66	33	0	0	0	1	36.2	42	21	19	2	4	12	0	27	0	0	.286
	Norfolk (IL)	0-0	2.16	16	0	0	0	0	16.2	14	4	4	1	2	3	0	15	2	0	.219
	Buffalo (IL)	0-0	1.80	5	0	0	0	2	5.0	1	1	1	0	1	1	0	5	0	0	.067
Minor Totals		22-15	3.98	122	60	1	0	9	375.2	362	181	166	32	33	119	6	309	25	3	.254
MAJOR TOTALS		7-14	4.09	190	0	0	0	9	215.2	187	107	98	19	25	65	2	170	13	1	.235

TRANSACTIONS

- Selected by the Texas Rangers in the 1st round of the 2015 First-Year Player Draft
- Traded to the New York Yankees along with RHP Nick Green and RHP Erik Swanson in exchange for DH Carlos Beltran on August 1, 2016
- Traded to the Baltimore Orioles along with LHP Josh Rogers and RHP Cody Carroll in exchange for LHP Zack Britton on July 24, 2018
- On the injured list (bruised elbow) from July 22-August 17, 2020
- On the injured list (sprained right finger) from September 22-28, 2020
- On the injured list (strained left hamstring) from May 9-27, 2021
- On the injured list (right elbow flexor strain) from March 30, 2023-end of season
- Claimed off waivers by the Toronto Blue Jays on September 1, 2024



GAME HIGHS

ML Debut	July 29, 2019 at SD	ER Allowed	4 – July 6, 2024 at OAK
Innings Pitched:		HR Allowed	2 – Aug. 1, 2019 vs. TOR
Starter	None	Low Hit CG	None
Reliever	3.0 – 2x, last: Aug. 23, 2019 vs. TB	Last Win	May 25, 2024 at CWS
Walks:		Last Save	June 19, 2024 at NYY
Starter	None	Last CG	None
Reliever	3 – 2x, last: Oct. 5, 2022 vs. TOR	Last ShO	None
Strikeouts:		Last Start	None
Starter	None	Last Relief App.	Sept. 29, 2024 vs. MIA
Reliever	5 – June 7, 2021 at TOR	Longest Win Streak	2G – Sept 2-6, 2022
Hits Allowed	6 – July 6, 2024 at OAK	Longest Losing Streak	3G – June 6, 2017-current
		Scoreless Innings Streak	15.0 – Aug. 30-Sept. 3, 2021

MILESTONES

Category	Date	Opponent	Notes
Win	1 Sept. 5, 2020	New York (AL)	as a reliever - 1.1 IP, 0H, 0ER, 1BB, 2K
Save	1 June 9, 2021	at Houston	2.2 IP, 0H, 0ER, 1BB, 2K

PROFESSIONAL CAREER:

MINORS:

- In 2015, began his professional career with Short-A Spokane, before heading to Full-A Hickory, where he posted a 1.00 ERA over six appearances...Named the #5 prospect in the Texas Rangers system by Baseball America, following the season.
- Split the 2016 campaign between Single-A Hickory and Charleston, combining to make 24 appearances (16 starts) going 4-3 while posting a 4.70 ERA (43 ER/82.1 IP) with 33 walks, 70 strikeouts, and a 1.60 WHIP...Pitched for Scottsdale in the AFL following the season, posting a 3.86 ERA (4 ER/9.1 IP) in six appearances...Named to the AFL Fall All Stars Game.
- Made 13 starts between Advanced-A Tampa and Double-A Trenton in 2017, going 7-2 with a 2.81 ERA (26 ER/83.1 IP) and 63 strikeouts.
- Started the 2018 season as a non-roster invitee to Yankees Spring Training...Spent the Minor League season at Double-A with Trenton and Bowie, combining to make a total of 22 starts, going 7-5 while posting a 4.16 ERA (57 ER/123.1 IP) with 34 walks, 96 strikeouts, and a 1.21 WHIP...

2019:

- Made his MLB debut on 7/29 at SD, pitching 2.0 innings allowing three runs on a pair of hits and a walk with three strikeouts...Struck out Hunter Renfroe for his first career punchout.
- Recalled to the Major League roster for the second time on August 23, remaining with the Orioles for the rest of the season.
- Held lefties to a .192 batting average (5-for-26) in the Majors, though 17 of his 20 strikeouts were against right-handers.
- Made a combined 22 appearances (three starts) between Advanced-A Frederick, Double-A Bowie, and Triple-A Norfolk, posting a 3.25 ERA (16 ER/44.1 IP) with 10 walks, 40 strikeouts, and a 1.08 WHIP.

2020:

- After being activated off the injured list (right elbow contusion) on August 17, spent the entirety of the 2020 campaign with the Baltimore Orioles, 1-1 over 12 appearances, recording 3.24 ERA (6 ER/16.2 IP) with five walks, 14 strikeouts, a 0.84 WHIP, and a .164 opponent batting average.
- Held right-handed batters to a .105 (4-for-38) batting average.
- Recorded his first career victory on September 5 vs. NYY, after 1.1 scoreless innings with a pair of strikeouts.
- Placed on the injured list for a second time on September 22 with a sprained right finger, ending his season.

2021:

- Made the Opening Day roster for the first time in his career.
- Made a team-high-tying 62 appearances for the Orioles, leading the bullpen in innings (62.7).
- His 53 inherited runners were the second-most in MLB, trailing only Steve Cishek (61)...Tied for the most by an Orioles reliever since Jamie Walker in 2007.
- Recorded his first career save on 6/29 at HOU.
- Placed on the injured list from May 9-26 with a left hamstring strain.

2022:

- Made his second consecutive Opening Day roster.
- Made a career-high 67 appearances out of the bullpen, going 4-4 while posting a 3.05 ERA (25 ER/73.2 IP) with 16 walks, 60 strikeouts, a 0.99 WHIP, and a .213 opponent batting average.
- Set career-highs in games (67), wins (4), holds (16), saves (5), innings pitched (73.2), strikeouts (60), and walk rate (5.5%).
- His 67 appearances were the most by an Orioles reliever since Mychal Givens made 69 appearances in 2018.
- His sinker recorded a run value of -21, tied for the eighth best for any single pitch in the Majors (min. 10 PA).

2023:

- Did not pitch in the Majors due to a right elbow flexor strain
- Made 10 rehab outings between High-A Aberdeen, Double-A Bowie, and Triple-A Norfolk.

Statcast Data

	2024	Career
Strikeout %:	16.5	18.9
Walk %:	7.3	7.2
Hard Hit %:	30.6	35.6
Fastest Pitch:	99.6 MPH	June 27, 2021 vs. TOR





NON-ROSTER

TIROTTA RILEY

86

INFIELDER

BIRTHDATE August 21, 1998
OPENING DAY AGE 26
BIRTHPLACE South Bend, IN
RESIDENCE South Bend, IN
INSTAGRAM @riley.tirotta

BATS/THROWS R/R
HEIGHT/WEIGHT 6-3/210
CONTRACT STATUS signed thru 2025
M.L. SERVICE 0.000
OPTIONS USED 0 of 3

PERSONAL:

- Riley Michael Tirotta.
- Attended Mishawaka Marian High School in Mishawaka, IN, where he was a four year starter...Was selected to the All-Conference and All-State Honorable Mention, played in the North/South All-Star Game his senior year, and was voted the team MVP and captain in his junior and senior seasons.
- Went to the University of Dayton, playing on the baseball team for four seasons, batting .270 (160-for-592) with 33 doubles, five triples, 24 home runs, 126 RBI, 43 stolen bases, and an .827 OPS in 162 combined games...During his collegiate career, was named to the All-Atlantic 10 Second Team, Atlantic 10 All-Championship Team, and the Bobby Bragan Collegiate Slugger Award Watch List...Named to the University of Dayton's Dean List in fall of 2018 and the Atlantic 10 Commissioner's Honor Roll in 2017-18 & 2019-20.

LAST SEASON:

- Split the season between Triple-A Buffalo, Double-A New Hampshire, and Single-A Dunedin, playing 110 games batting .247 (89-for-360) with 18 doubles, two triples, 15 home runs, 62 RBI, 16.2% walk rate, .361 wOBA, and an .818 OPS.
- Against right-handed pitching, batted .250 (68-for-272) with 14 doubles, a pair of triples, 13 home runs, 51 RBI, a .210 ISO, .365 wOBA, and an .835 OPS.
- In the month of June, hit .284 (21-for-74) with three doubles, eight home runs, 17 RBI, .443 wOBA, .649 SLG, .365 ISO, and a 1.060 OPS in 21 contests.
- Spent time defensively at first base (549.0 innings), third base (116.0 innings) and right field (51.1 innings).
- Placed on the 7-day injured list from April 5-23.

Bold – career high; Red – league high

Year	Club and League	AVG	G	AB	R	H	2B	3B	HR	RBI	BB	IBB	SO	SB	CS	OBP	SLG	OPS	SH	SF	HBP
2021	Dunedin (LASE)	.305	30	95	16	29	3	1	1	13	19	0	25	4	2	.429	.389	.818	0	2	3
2022	FCL Blue Jays (FCL)	.250	2	8	0	2	1	0	0	1	0	0	0	0	0	.250	.375	.625	0	0	0
	Dunedin (FL)	.182	3	11	1	2	0	0	1	3	2	0	6	0	0	.308	.455	.763	0	0	0
	Vancouver (NORW)	.219	69	247	34	54	15	2	6	34	33	1	91	12	5	.314	.368	.682	0	1	2
2023	Vancouver (NORW)	.303	27	89	18	27	8	2	3	16	15	0	30	5	1	.411	.539	.950	0	1	2
	New Hampshire (EL)	.213	69	225	29	48	8	2	8	32	37	0	77	7	4	.327	.373	.700	0	4	3
2024	Dunedin (FL)	.235	7	17	7	4	1	0	1	5	11	0	6	6	0	.552	.471	1.023	0	0	1
	New Hampshire (EL)	.286	18	56	11	16	2	1	2	8	16	1	19	2	2	.438	.464	.902	0	1	0
	Buffalo (IL)	.240	85	287	40	69	15	1	12	49	45	0	96	6	2	.360	.425	.785	0	1	9
Minor Totals		.243	310	1035	156	251	53	9	34	161	178	2	350	42	16	.361	.410	.771	0	10	20

TRANSACTIONS

- Selected by the Toronto Blue Jays in the 12th round of the 2021 First-Year Player Draft

PROFESSIONAL CAREER:

MINORS:

- After being drafted to the organization in 2021, started his professional career at Single-A Dunedin, hitting .305 (29-for-95) with five extra-base hits, 13 RBI, and an .818 OPS in 30 games...Placed on the 7-day injured list from Aug. 14-24, 2021.
- Split the 2022 season between High-A Vancouver, Single-A Dunedin, and the Florida Complex League Blue Jays, playing in 74 contests hitting .218 (58-for-266) with 16 doubles, a pair of triples, seven home runs, 38 RBI, and 12 stolen bases...Placed on the 7-day injured list from June 7-July 12, and went on rehab assignment with the FCL and Dunedin Blue Jays...Went back on the 7-day injured list from Aug. 26-Oct. 12.
- Played with Double-A New Hampshire and High-A Vancouver for the 2023 season, hitting 239 (75-for-314) with 16 doubles, four triples, 11 home runs, 48 RBI, 13.8% walk rate, .337 wOBA, and a .771 OPS.

BIOGRAPHIES

LAST SEASON

HISTORY

RECORDS

OPPONENTS

PLAYER DEV.

MEDIA & MISC.





VARSHO DAULTON

5

OUTFIELDER

BIRTHDATE July 2, 1996
 OPENING DAY AGE 28
 BIRTHPLACE Marshfield, WI
 RESIDENCE Chili, WI
 INSTAGRAM @daultonvarsho

BATS/THROWS L/R
 HEIGHT/WEIGHT 5-10/210
 CONTRACT STATUS signed thru 2025
 M.L. SERVICE 4.128
 OPTIONS USED 1 of 3

PERSONAL:

- Daulton John Varsho.
- Married his wife, Brook, in October of 2021.
- His father, **Gary Varsho**, played eight Major League seasons (1988-1995) with the Cubs, Pirates, Reds, and Phillies... Is currently a professional scout for the Pirates...His sister, Taylor, played basketball at Colorado State University and the University of Sioux Falls...His other sister, Andie, played softball at Purdue University.
- Named after the late **Darren Daulton**, a teammate of his father with the Phillies in 1995...Middle name is John after former Phillies bench coach, **John Vukovich**.
- Is a 2014 graduate of Marshfield (WI) High School...Named Wisconsin Baseball Coaches Association First-Team All-State and Wisconsin Valley Conference Player of the Year as a senior.
- Attended the University of Wisconsin-Milwaukee (2015-2017) and slashed .335/.428/.572 with 24 homers and 124 RBI.
- Named the 2016 Horizon League Player of the Year after pacing the league in average (.381), slugging (.610), hits (88), triples (6), and total bases (141).
- As a junior in 2017, was named a Baseball America Third-Team All-American, a semifinalist for the Johnny Bench Award and a member of the Horizon League All-Academic Team...Led the Horizon League in average (.362), slugging (.643), on-base (.490), triples (6), and walks (46).

LAST SEASON:

- Won his first career Gold Glove...Ranked 1st in MLB in DRS (28) and T-5th in OAA (16).
- Recorded career-highs in triples (7) and walks (48)...The 7 triples ranked T-4th among AL hitters.
- Against left-handed pitching, batted .287 (27-for-94) with 7-2B, 3HR, 11RBI, a .457 SLG, and an .813 OPS.
- Only grounded into 2 double plays in 95 opportunities on the year (2.1%), 5th best in MLB.
- In close and late situations during the season, batted .269 (14-for-52) with 6 XBH, 11RBI, a .558 SLG, and a .903 OPS.
- Recorded an OPS of .977 in his first PA of a game on the year, 8th best in MLB.
- Robbed 4 home runs during the season, tied for 6th most in MLB.
- Had 46 extra-base hits out of 98 total hits on the year (47.4%), tied for 6th best in MLB.
- Posted a pull rate of 57%, 7th highest in MLB.
- Had a career-high 23-game on-base streak from July 30-Aug. 27, batting .299 (26-for-87) with 8 XBH, 9RBI, 8BB, and an .849 OPS.
- On Aug. 31 at MIN, went 2-for-4 with a 2B and his 17th [home run](#) of the year...Reached [20 doubles](#) in a season for the 3rd straight year.
- On July 14 at ARI, [tripled](#) for a third consecutive game, becoming the 3rd player in franchise history to do so, joining Juan Samuel (9/26-28/97) and Alfredo Griffin (9/27-29/79).
- Drilled his second [grand slam](#) of the year (3rd career) June 16 vs. CLE, , becoming one of three AL hitters with multiple slams at the time (Rutschman, Raleigh).
- Recorded his [second career multi-HR game](#) on April 17 vs. NYY (also: Sept. 7, 2022 at SD)...Hit the second home run off LHP Caleb Ferguson, his first home run off a left-handed pitcher since Sept. 9, 2022 at COL off Austin Gomber.
- On April 13 vs. COL, hit his second career [grand slam](#) (also: 9/9/22 vs. COL), homering in consecutive games for the 10th time in his career...Marked the 19th 1st-inning grand slam in Blue Jays history.
- Hit his [first home run of the season](#) to right field in the 2nd inning on April 12 vs. COL...Also singled, finishing the game 2-for-4, his first multi-hit effort.

Bold – career high; Red – league high

Year	Club and League	AVG	G	AB	R	H	2B	3B	HR	RBI	BB	IBB	SO	SB	CS	OBP	SLG	OPS	SH	SF	HBP
2017	Hillsboro (NORW)	.311	50	193	36	60	16	3	7	39	17	0	30	7	2	.368	.534	.902	0	1	1
2018	Diamondbacks (ARIZ)	.500	3	12	4	6	2	1	1	1	0	0	1	0	0	.500	1.083	1.583	0	0	0
	Visalia (CALL)	.286	80	304	44	87	11	3	11	44	30	1	71	19	3	.363	.451	.814	0	1	7
2019	Jackson (SOUL)	.301	108	396	85	119	25	4	18	58	42	1	63	21	5	.378	.520	.898	0	4	10
2020	ARIZONA (NL)	.188	37	101	16	19	5	2	3	9	12	0	33	3	1	.287	.366	.653	0	0	2
2021	ARIZONA (NL)	.246	95	284	41	70	17	2	11	38	30	3	67	6	0	.318	.437	.755	1	0	0
	Reno (AAAW)	.313	18	80	18	25	6	1	9	25	7	0	16	2	0	.368	.750	1.118	0	0	0
2022	ARIZONA (NL)	.235	151	531	79	125	23	3	27	74	46	0	145	16	6	.302	.443	.745	2	5	7
2023	TORONTO (AL)	.220	158	527	65	116	23	3	20	61	45	0	135	16	7	.285	.389	.674	1	3	4
2024	TORONTO (AL)	.214	136	459	73	98	21	7	18	58	48	1	137	10	2	.293	.407	.700	1	1	4
Minor Totals		.302	259	985	187	297	60	12	46	167	96	2	181	49	10	.372	.527	.899	0	6	18
MAJOR TOTALS		.225	577	1902	274	428	89	17	79	240	181	4	517	51	16	.297	.414	.711	5	9	17

HOME RUN BREAKDOWN

Total	ONE GAME										IP	PH	RHP	LHP
	H	A	2	3	4	GS	LO	XN						
79	32	47	2	0	0	3	1	1		0	1	72		7



TRANSACTIONS

- Selected by the Arizona Diamondbacks in the 2nd round of the 2017 First-Year Player Draft
- Traded to the Toronto Blue Jays in exchange for C Gabriel Moreno and OF Lourdes Gurriel Jr. on December 23, 2022
- On injured list (right shoulder strain) from September 17, 2024 for the remainder of the season

GAME HIGHS

ML Debut	July 30, 2020 vs. LAD	Stolen Bases	2 – Sept. 13, 2020 vs. SEA
Runs	3 – 4x, last: Aug. 14, 2024 at LAA	Last ML Home Run	Sept. 3, 2024 vs. PHI
Hits	3 – 12x, last: Aug. 14, 2024 at LAA	Longest Hitting Streak	10G – 2x, last: Aug. 31-Sept. 4, 2024
Home Runs	2 – 2x, last: April 17, 2024 vs. NYY	Longest On-Base Streak	23G – July 30-Aug. 27, 2024
RBI	5 – Aug. 13, 2023 vs. CHC	Longest Hitless Streak	20AB – May 15-June 25, 2021

MILESTONES

Category	Date	Opponent	Pitcher	Notes
Hit	1 Aug. 9, 2020	at San Diego	Hill	Double
Home Run	1 Sept. 5, 2020	at San Francisco	Gott	1R
Multi-HR Game (2)	1 Sept. 7, 2022	at San Diego	Darvish x2	1R, 1R
	2 April 17, 2024	New York (AL)	Stroman, Ferguson	2R, 1R
Grand Slam HR (3)				
	1 Sept. 9, 2022	at Colorado	Gomber	5th inning
	2 April 13, 2024	Colorado	Hudson	1st inning
	3 June 16, 2024	Cleveland	Sandlin	5th inning
Leadoff HR (1)	1 May 24, 2022	Kansas City	Heasley	—
Walk-off HR	1 Aug. 13, 2021	San Diego	Stammen	1R, 9th inning
Extra-Inning HR	1 Sept. 18, 2021	at Houston	Garcia	2R, 10th inning
Pinch-hit HR	1 July 2, 2022	at Colorado	Chacin	2R, 9th inning
RBI	1 Sept. 4, 2020	at San Francisco	Anderson	2R Single
Stolen Base	1 Aug. 26, 2020	Colorado	Hoffman	2nd base
			C-Butera	

PROFESSIONAL CAREER:

MINORS:

- Named to Arizona's MiLB.com Organization All-Star team each season from 2017-2019.
- In 2017, spent his 1st professional season with Class-A (short) Hillsboro, batting .311 (60-for-193) with 16 doubles, three triples, seven homers, and 39 RBI for a .902 OPS...Named a Northwest League Mid-Season All-Star, Baseball America Short-Season All-Star, and a Northwest League Post-Season All-Star.
- Spent the 2018 campaign with Advanced-A Visalia, with a short rehab stint with Arizona's Rookie-ball team...Combined to hit .294 (93-for-316) over 83 games with 13 doubles, four triples, 12 homers, and 45 RBI (.842 OPS)...Named a California League Mid-Season All-Star.
- Hit .262 (17-for-65) with nine RBI in 18 games with Salt River in the 2018 Arizona Fall League and participated in the Fall Stars Game...Named to the Top Prospect Team following the season.
- Spent the 2019 season with Double-A Jackson, slashing .301/.378/.520 with 25 doubles, four triples, 18 homers, 58 RBI, 21 stolen bases, and 85 runs scored in 108 games...Named Southern League Player of the Month for August after batting .391 with seven doubles, two triples, six homers, 17 RBI, eight walks, and 26 runs scored in 24 games...Also named SL Player of the Week for Aug. 5-11, 2019 (.421, 2 HR, 5 RBI).
- Ranked 1st among Southern League leaders in 2019 in runs (85), slugging percentage (.520), and OPS (.898) while finishing 3rd in average (.301), 4th in OBP (.378), T-5th in home runs (18), T-6th in hits (119), T-6th in doubles (25), and T-9th in stolen bases (21).
- Named the 2019 Most Valuable Player of the Southern League Championship Series after batting .300 (6-for-20) with three doubles, three RBI, and four runs scored in five games.
- Named D-backs Minor League Player of the Year following the 2019 campaign, the 1st catcher in franchise history to win the award.
- Was selected to represent Team USA at the WBSC Premiere 12 Tournament in Tokyo following the 2019 season...Sprained his ankle sliding into second on a double in the first game of the Super Round and missed the remainder of the tournament.

2020:

- Appeared in 37 games in his 1st Major League season, hitting .188 with five doubles, two triples, three homers, and nine RBI.
- Selected from the Alternate Training Site on July 30 and made his **MLB debut** that day vs. LAD (pinch-hit walk).
- Became the 2nd D-back to start a game at catcher and centerfield in the same season (also: **Chris Herrmann** in 2016).
- Collected his 1st career MLB [hit](#) on Aug. 9, 2020 at SD, a double off **Tim Hill**...His father, **Gary Varsho**, also recorded his 1st hit in San Diego on July 9, 1988 as a member of the Cubs.
- Launched his 1st career Major League [home run](#) on Sept. 5, 2020 at SF off **Trevor Gott**, becoming the 1st visiting player to hit his 1st MLB home run directly into McCovey Cove.



2021:

- Hit .246 (70-for-284) with 17 doubles, two triples, 11 home runs, and 38 RBI in 95 games over two stints with Arizona.
- Appeared in 41 games (37 starts) at catcher, 30 games (21 starts) in centerfield, 12 games (nine starts) in right, and 12 games (six starts) in left.
- Was the first player to appear in 40+ games at both catcher and an outfielder since **Evan Gattis** for the Braves in 2013.
- Threw out 31.8 pct. (7-of-22) of attempted basestealers.
- Homered in three straight games from July 21-24 and then again from Aug. 21-24.
- Hit his 1st career walk-off [home run](#) on Aug. 13, 2021 vs. SD, a solo shot off **Craig Stammen** in the 9th inning.
- Caught rookie **Tyler Gilbert's** [no-hitter](#) on Aug. 14, 2021 vs. SD.

2022:

- Hit .235 (125-for-531) with 23 doubles, three triples, 27 home runs, 74 RBI, 46 walks, and 16 stolen bases over 151 games in his third season with Arizona...Set career highs in games, doubles, triples, homers, RBI, walks, and stolen bases.
- Made 61 starts in right field, 42 in center, 18 at catcher, and 15 at DH.
- Named the D-backs' 2022 Heart and Hustle Award winner by the MLBPA on Aug. 4 and awarded the 2022 D-backs' Luis Gonzalez Award...Established in 2015, the award recognizes the player who best exemplifies the talents, spirit and heart of D-backs legend **Luis Gonzalez** both on and off the field, including baseball accomplishments, community impact and fan engagement...The award was voted on by coaches, broadcasters and staff members.
- Named a National League Gold Glove Finalist as a right fielder, eventually losing out to **Mookie Betts**.
- With **Cooper Hummel**, became the first pair of teammates with 10+ games at catcher and the outfield in a single season since the 2013 Twins (**Chris Herrmann** and **Ryan Doumit**).
- His 18 Outs Above Average were the most among MLB outfielders while his 19 defensive runs saved were tied for the most with **Michael A. Taylor**...Also tied for 6th in the NL with a career-high eight outfield assists...Also threw out 6-of-18 attempted basestealers.
- Led the NL in 1st-pitch slugging percentage (1.151) and 1st-pitch homers (10)...Blasted 15 homers post-All-Star break, tied for the eighth most in the NL.
- Of his 27 home runs, 12 were of the go-ahead variety...His seven home runs as a leadoff hitter through May were 2nd in the NL.
- Made his 1st career Opening Day roster.
- Had a career-long nine-game hitting streak from April 28-May 9 (.351 AVG, 13-for-37, 5-2B, 2HR, 5RBI)...Matched that streak later that same month with another nine-game stretch from May 17-26 (.333 AVG, 13-for-39, 3-2B, 2HR, 5RBI).
- Became the first catcher in D-backs history to hit a leadoff [home](#) on May 24 vs. KC, taking the second pitch he saw from **Jonathan Heasley** deep to center field.
- His [home](#) on a 101.8 mph cutter from **Camilo Doval** on July 5 vs. SF was the fastest pitch that resulted in a D-backs home run in the Statcast era (since 2015).
- Hit a career-long 451-foot [home](#) on July 22 vs. WAS in the bottom of the 6th inning off **Jordan Weems**.
- His projected 441-foot double off the centerfield wall on Aug. 11 vs. PIT tied for the longest non-home run hit in the Statcast era (also: **Carson Kelly** double on May 10, 2021 vs. MIA).
- Left the game on Aug. 14 at COL after being hit with an errant throw between innings.
- Recorded his 1st career multi-homer game on Sept. 7 at SD with both shots coming off **Yu Darvish**...Became just the 5th player with a multi-homer game vs. Darvish, and the first since **Jay Bruce** on June 7, 2017.
- Homered in three straight games from Sept. 7-9, including his 1st career [grand slam](#) on Sept. 9 at COL off reliever **Austin Gomber** in the top of the 5th inning.
- His nine home runs in September were tied with **Pete Alonso** for the most in the NL and tied for the 2nd most in club history (**J.D. Martinez** - 16 in 2017; **Steve Finley** - 9 in 1999).

2023:

- Led the Majors with 29 Defensive Runs Saved (2nd: **Fernando Tatis Jr.** - 27) and was nominated for a Gold Glove Award...
- His 18 DRS in center tied for 2nd most among center fielders while his 11 DRS in left were 3rd most among left fielders
- Named Toronto's 2023 Heart & Hustle Award winner, the 2nd nomination of his career (2022 with ARI).
- Played in a career-high 158 games while matching career highs in doubles (23), triples (3), and stolen bases (16).
- Went 1-for-5 with a [double](#) and two RBI in his Toronto debut on March 30 at STL...His 1st-inning double was the hardest-hit ball of his career (112.5 MPH).
- Hit his [1st homer as a Blue Jay](#) in the 6th, reached on a bunt single in the 8th, and threw out a runner at home in the 2nd on April 4 at KC...Marked his first opposite-field home run since Aug. 21, 2021 at COL.
- Notched his [2nd career walk-off hit](#) with a single in the bottom of the 10th inning on April 29 vs. SEA.
- Drilled his 4th home run on May 3 at BOS, going deep in consecutive games for the 1st time of 2023 (8th career).
- Belted his 5th [home](#) of the year on May 7 at PIT, a two-run shot in the 9th...Became the 1st Blue Jay ever (46th player) to homer into the Allegheny River.
- Hit his 6th home run of the season and his 1st at Rogers Centre on May 12 vs. ATL.
- Notched his 9th homer on June 2 at NYM, a two-run blast in the 9th inning...Was his 4th home run in the 9th inning, tying **Yordan Alvarez** for the most in MLB at the time.
- Smacked his 11th home run on June 6 vs. HOU, going deep in consecutive games for the 2nd time of the year (9th career).
- Had a career-high 10-game hitting streak from May 27-June 6 (11-for-38, .289 AVG, 2B, 4HR, 6RBI, .957 OPS).
- Cranked his 14th [home run](#) and recorded a career-high five RBI on Aug. 13 vs. CHC.
- Tied the game, 2-2, in the bottom of the 9th inning on Sept. 16 vs. BOS with an [RBI triple](#)...Of his 52 RBI, 22 were in the 7th inning or later.
- Went 2-for-4 with his [20th home run](#) and three RBI on Sept. 30 vs. TB...Reached 20 home runs for the 2nd straight season (27 in 2022)...All 20 blasts were off right-handed pitchers.
- Hit .248 (39-for-157) over his last 50G with 7-2B, 3-3B, 8HR, and 28RBI (.802 OPS).

Career-Highs - Statcast

	Speed/Distance	Date
Hardest Hit Ball:	112.5 MPH	March 30, 2023 at STL
Farthest Hit Ball:	451 ft	July 22, 2022 vs. WAS
Top Sprint Speed:	30.1 ft/s	June 25, 2021 at SD





WAGNER

WILL

7

INFIELDER

BIRTHDATE July 29, 1998
 OPENING DAY AGE 26
 BIRTHPLACE Houston, TX
 RESIDENCE Crozet, VA
 INSTAGRAM @wwagner2313

BATS/THROWS L/R
 HEIGHT/WEIGHT 6-0/210
 CONTRACT STATUS signed thru 2025
 M.L. SERVICE 0.049
 OPTIONS USED 0 of 3

PERSONAL:

- William James Wagner.
- The son of former Major Leaguer and seven-time All-Star Billy Wagner, who made a combined 853 relief appearances across 16 seasons with the Astros, Mets, Phillies, Braves, and Red Sox...Inducted to the Astros Hall of Fame.
- Graduated from Miller School of Albemarle in Charlottesville, VA, in 2017...Named to First-Team All-State his senior year and the All-Conference team four times during his high school career, helping lead his team to a state title in 2017...Was coached by his father who has been the head coach at the Miller School since 2013.
- Attended Liberty University for four years, where he batted .304 (147-for-484) with 30 doubles, four triples, 13 home runs, 94 RBI, 16 stolen bases, 57 walks, 98 strikeouts, a .463 SLG, and an .840 OPS...In his senior season, hit batted .333 with 16 doubles, three triples, seven home runs, six stolen bases, a .538 SLG, and a .937 OPS... Named a unanimous Atlantic Sun All Conference First Team selection as a senior.
- Named the "Best Hitter for Average" in the Astros minor league system prior to the 2024 season, per Baseball America.
- Listed as the Blue Jays 9th-ranked prospect entering the 2025 season, according to MLB.com.

LAST SEASON:

- Between the Majors and Triple-A on the year, hit .313 (115-for-368) with 21 doubles, two triples, eight home runs, 65 runs scored, 54 RBI, a 14.3% walk rate, a 12% strikeout rate, a .414 OBP, and an .859 OPS.
- In 77 MLB games on the season between Triple-A Buffalo & Triple-A Sugar Land, batted .315 (90-for-286) with 15 doubles, two triples, six home runs, 43 RBI, 59 walks, 37 strikeouts, a .432 OBP, and an .876 OPS.
- Against righties at the MLB level, hit .344 (21-for-61) with six doubles, a HR, nine RBI, a .492 SLG, and an .867 OPS.
- Traded to the Blue Jays along with RHP **Jake Bloss** and OF **Joey Loperfido** from the Astros in exchange for LHP **Yusei Kikuchi** on July 29.
- Became the 4th Blue Jay in franchise history to record [three hits in his Major League debut](#), on Aug. 12 at LAA (before appearing in a completed suspended game on June 26 at BOS).
- Batted .474 through his first five career starts, tied with **Davis Schneider** (2023) and **Adam Lind** (2006) for the highest in franchise history...Became the 2nd player in franchise history and the 5th player in the Modern Era (since 1901) to record at least five hits, three doubles, and three RBI in their first two MLB games (before appearing in a completed suspended game on June 26 at BOS).
- Recorded 10 hits through his first six career games with an at-bat, joining **Bo Bichette** (11 hits, from July 29-Aug. 3, 2019) and **Ryan Goins** (10 hits from Aug. 23-28, 2013) as the only players in franchise history to do so (before appearing in a completed suspended game on June 26 at BOS).
- Recorded his [first career home run](#) with a solo shot to right field off LHP **Brennan Bernardino** in the 5th inning on Aug. 27 at BOS...Also doubled in the 2nd and 4th innings, the first Blue Jays rookie (5th player overall) to hit a home run and two doubles in a single game at Fenway Park.
- On Aug. 31 at MIN, went 5-for-6 with a double and his [second career home run](#)...Became the 1st rookie in TOR history to record [five hits](#) in a single game...Marked the most hits by an MLB rookie on the year, the first AL rookie with five hits and a home run since **Andrew Benintendi** on July 4, 2017, and the first Blue Jays' left-handed batter with five hits since **Ryan Goins** on Sept. 20, 2015.

Bold – career high; Red – league high

Year	Club and League	AVG	G	AB	R	H	2B	3B	HR	RBI	BB	IBB	SO	SB	CS	OBP	SLG	OPS	SH	SF	HBP
2021	Fayetteville (CAR)	.299	31	117	22	35	8	1	2	14	16	0	33	5	0	.388	.436	.824	0	0	1
2022	Asheville (SAL)	.276	45	163	22	45	7	1	4	25	32	0	41	3	1	.392	.405	.797	0	3	1
	Corpus Christi (TEX)	.251	72	251	40	63	12	2	6	28	35	0	57	5	1	.361	.386	.747	2	1	9
2023	FCL Astros (FCL)	.313	6	16	5	5	1	0	0	2	7	0	1	1	0	.542	.375	.917	0	0	1
	Corpus Christi (TEX)	.309	53	207	36	64	16	2	7	32	26	0	47	3	2	.385	.507	.892	0	1	0
	Sugar Land (PCL)	.577	6	26	3	15	3	0	0	4	2	0	2	2	0	.607	.692	1.299	0	0	0
2024	TORONTO (AL)	.305	24	82	8	25	6	0	2	11	4	0	16	0	0	.337	.451	.788	0	0	0
	Sugar Land (PCL)	.307	70	261	51	80	13	2	5	41	54	0	33	3	1	.424	.429	.853	1	5	3
	Buffalo (IL)	.400	7	25	6	10	2	0	1	2	5	0	4	0	0	.516	.600	1.116	0	0	1
Minor Totals		.297	290	1066	185	317	62	8	25	148	177	0	218	22	5	.402	.441	.843	3	0	16
MAJOR TOTALS		.305	24	82	8	25	6	0	2	11	4	0	16	0	0	.337	.451	.788	0	0	0

HOME RUN BREAKDOWN

ONE GAME																
Total	H	A	2	3	4	GS	LO	XN	IP	PH	RHP	LHP				
2	0	1	0	0	0	0	0	0	0	0	1	1				

TRANSACTIONS

- Selected by the Houston Astros in the 18th round of the 2021 First-Year Player Draft
- Traded to the Toronto Blue Jays along with RHP Jake Bloss and OF Joey Loperfido in exchange for LHP Yusei Kikuchi on July 29, 2024
- On injured list (left knee inflammation) from Sept. 17, 2024 for the remainder of the season



GAME HIGHS

ML Debut	June 26, 2024 at BOS	Stolen Bases	None
Runs	3 – Aug. 31, 2024 at MIN	Last ML Home Run	Aug. 31, 2024 at MIN
Hits	5 – Aug. 31, 2024 at MIN	Longest Hitting Streak	6G – Aug. 12-20, 2024
Home Runs	1 – 2x, last: Aug. 31, 2024 at MIN	Longest On-Base Streak	6G – Aug. 12-20, 2024
RBI	2 – 3x, last: Sept. 7, 2024 at ATL	Longest Hitless Streak	10AB – Aug. 22-25, 2024

MILESTONES

Category	Date	Opponent	Pitcher	Notes
Hit	1 Aug. 12, 2024	at Los Angeles (AL)	Daniel	Single
Home Run	1 Aug. 27, 2024	at Boston	Bernardino	1R
RBI	1 Aug. 12, 2024	at Los Angeles (AL)	Daniel	1R Single

PROFESSIONAL CAREER:

MINORS:

- Played his first professional season in 2021 with Low A Fayetteville, where he batted .299 (35-for-117) with eight doubles two homers, 14 RBI and an .824 OPS.
- In 2022, split the season between High A Asheville and Double A Corpus Christi, batting .261 (108-for-414) with 62 runs, 19 doubles, three triples, 10 home runs, 53 RBI, 67 walks and a .768 OPS....Named an Arizona Fall League All-Star in 2022 as a designated hitter for the Surprise Saguaros, after hitting .346 (18-for-52) in 14 contests with six doubles, three homers and a 1.145 OPS.
- Split the 2023 season between Triple-A Sugar Land, Double-A Corpus Christi, and FCL Astros, batting .337 (84-for-249) with 20 doubles, a pair of triples, seven home runs, 38 RBI, 35 walks, 50 punchouts, a .420 OBP, and a .518 SLG for a .938 OPS.
- Received a promotion to Sugar Land for the final week of the 2023...Earned the Pacific Coast League Player of the Week, after batting .577 (15-for-26) with three doubles and four RBI through six games (Sept. 19-24).
- Was the Astros Minor League Player of the Month for August, after batting .291 (25-for-86) with 10 extra-base hits, 12 RBI, 15 walks, and an .884 OPS.

Career-Highs - Statcast

	Speed/Distance	Date
Hardest Hit Ball:	109.1 MPH	Aug. 13, 2024 at LAA
Farthest Hit Ball:	419 ft	Aug. 31, 2024 at MIN
Top Sprint Speed:	28.8 ft/s	Aug. 30, 2024 at MIN

YOUNGEST BLUE JAYS TO RECORD
FIRST MULTI-HOMER GAME

Player	Date	Age
Vladimir Guerrero Jr.	05/14/2019	20 years, 59 days
Travis Snider	04/13/2009	21 years, 70 days
Felipe Lopez	09/04/2001	21 years, 115 days
Bo Bichette	08/20/2019	21 years, 168 days
Carlos Delgado	04/11/1994	21 years, 290 days
John Olerud	06/21/1990	21 years, 320 days

BIOGRAPHIES

LAST SEASON

HISTORY

RECORDS

OPPONENTS

PLAYER DEV.

MEDIA & MISC.





WALKER

JOSH

21
PITCHER

BIRTHDATE December 1, 1994
OPENING DAY AGE 30
BIRTHPLACE..... Otisville, NY
RESIDENCE..... Otisville, NY
INSTAGRAM..... @skywalkerr

BATS/THROWS L/L
HEIGHT/WEIGHT 6-6/225
CONTRACT STATUS..... signed thru 2025
M.L. SERVICE 0.108
OPTIONS USED 2 of 3

PERSONAL:

- Joshua Todd Walker.
- Graduated from Minisink Valley in Slate Hill, NY...Was a First Team All-County and All-Selection recipient and helped guide his team to a NYS Section 9 championship...Also earned fifth team All-State honours and was named team MVP and captain during his senior season.
- Went to the University of South Florida to begin his collegiate career, where he attended for two years but only pitched in one (2014), allowing 12 earned runs in 8.0 innings (13.50 ERA).
- Transferred to the University of New Haven and pitched there for two seasons, going 3-1 while posting a 3.50 ERA (17 ER/43.2 IP) with three saves, 22 walks, and 40 strikeouts in 27 appearances (one start).
- Rescued a kitten during Spring Training in 2022...Heard meowing from the hood of his car and discovered a black-and-white cat under the engine...That afternoon, he took the cat to a vet...Walker decided to adopt the kitten and named it Metro.

LAST SEASON:

- Made 10 appearances for the Mets, posting a 5.11 ERA (7 ER/12.1 IP) with six walks, 11 strikeouts, and a 1.54 WHIP.
- Pitched in 25 contests for the Triple-A Syracuse Mets, going 2-2 while posting a 2.83 ERA (9 ER/28.2 IP) with five saves, 21 walks, 39 strikeouts, and a 1.29 WHIP.
- Traded to the Pittsburgh Pirates at the trade deadline after being designated for assignment by the Mets...Was then assigned to Triple-A Indianapolis.
- Placed on the 7-day injured list on Aug. 8 (retroactive to Aug. 6), was designated for assignment by the Pirates on Aug. 9 and then released a day later.
- Signed by the Pirates to a minor league contract on Aug. 15 and assigned to Triple-A Indianapolis.
- Activated from the 7-day injured list on Sept. 4, going on to make eight appearances with Indianapolis, allowing eight earned runs across 9.0 innings (8.00 ERA).
- Between the Majors and the Triple-A level, appeared in a combined 43 contests posting a 4.32 ERA (24 ER/50.0 IP) with a 3.84 FIP, 1.34 WHIP, .210 opponent AVG, 12.8% walk rate, 27.9% strikeout rate, 32.7% whiff rate, and a 32.1% chase rate.
- Held left-handed hitters to a .183 AVG, with a .624 OPS, 29.1% strikeout rate, and a 39% whiff rate.
- Against his curveball, opponents hit .101 with a .182 OBP, .159 wOBA, .145 SLG, .327 OPS, 46.8% strikeout rate, 44.1% whiff rate, and a 30.8% chase rate.

Bold – career high; Red – league high

Year	Club & League	W-L	ERA	G	GS	CG	SHO	SV	IP	H	R	ER	HR	HB	BB	IBB	SO	WP	BK	AVG
2017	GULF Mets (GULF)	2-1	9.42	14	0	0	0	2	14.1	21	18	15	1	0	6	0	13	3	0	.333
2018	Kingsport (APPY)	1-0	0.00	3	0	0	0	1	9.0	9	1	0	0	0	0	0	12	0	0	.265
	Brooklyn (NYPL)	0-1	4.18	10	6	0	0	0	32.1	33	17	15	4	2	15	1	40	2	0	.270
2019	GULF Mets (GULF)	0-1	6.00	1	1	0	0	0	3.0	3	2	0	0	0	0	0	2	0	0	.231
	Brooklyn (NYPL)	0-0	9.00	1	0	0	0	0	3.0	5	3	3	0	1	2	0	3	0	0	.357
2021	Brooklyn (HAE)	3-0	2.57	4	4	0	0	0	21.0	14	6	6	1	0	4	0	23	1	2	.189
	Binghamton (AANE)	5-1	2.64	8	7	0	0	0	44.1	32	17	13	3	0	7	0	42	2	0	.196
	Syracuse (AAAE)	1-3	5.19	9	9	0	0	0	50.1	43	31	29	5	0	18	0	33	0	0	.232
2022	FCL Mets (FCL)	0-0	0.00	1	1	0	0	0	1.0	0	0	0	0	0	1	0	3	0	0	.000
	St. Lucie (FL)	1-0	1.35	3	1	0	0	0	6.2	3	1	1	0	0	3	0	12	0	0	.136
	Syracuse (IL)	2-2	6.91	9	0	0	0	0	14.1	18	12	11	2	1	7	0	23	0	0	.316
2023	NEW YORK (NL)	0-1	8.10	14	0	0	0	0	10.0	12	11	9	2	0	6	0	12	1	1	.286
	Syracuse (IL)	2-2	1.84	21	0	0	0	1	29.1	19	11	6	1	2	13	1	40	1	0	.181
2024	NEW YORK (NL)	0-0	5.11	10	0	0	0	0	12.1	13	7	7	1	0	6	0	11	2	1	.277
	Syracuse (IL)	2-2	2.83	25	0	0	0	5	28.2	16	12	9	2	2	21	0	39	3	0	.157
	Indianapolis (IL)	0-0	8.00	8	0	0	0	0	9.0	10	8	8	2	0	1	0	11	0	0	.270
Minor Totals		19-13	3.99	117	29	0	0	9	266.1	226	139	118	21	8	98	2	296	12	2	.227
MAJOR TOTALS		0-1	6.45	24	0	0	0	0	22.1	25	18	16	3	0	12	0	23	3	2	.281

TRANSACTIONS

- Selected by the New York Mets in the 37th round of the 2017 First-Year Player Draft
- On injured list (right oblique strain) from Aug. 13, 2023 for the remainder of the season
- Traded to the Pittsburgh Pirates in exchange for LHP Nicolas Carreno on July 30, 2024
- Signed by the Pittsburgh Pirates on Aug. 15, 2024
- Signed by the Toronto Blue Jays on Dec. 20, 2024



GAME HIGHS

ML Debut	May 16, 2023 vs. TB	ER Allowed	4 – June 1, 2024 vs. ARI
Innings Pitched:		HR Allowed	2 – Aug. 12, 2023 vs. ATL
Starter	None	Low Hit CG	None
Reliever	2.1 – June 1, 2024 vs. ARI	Last Win	None
Walks:		Last Save	None
Starter	None	Last CG	None
Reliever	3 – June 1, 2024 vs. ARI	Last ShO	None
Strikeouts:		Last Start	None
Starter	None	Last Relief App.	June 1, 2024 vs. ARI
Reliever	3 – June 16, 2023 vs. STL	Longest Win Streak	None
Hits Allowed	5 – June 1, 2024 vs. ARI	Longest Losing Streak	1G – June 13, 2023-current
		Scoreless Innings Streak	4.0 – May 20-29, 2024

PROFESSIONAL CAREER:

MINORS:

- Made his professional debut with the Gulf Coast League Mets in 2017, appearing in 14 contests, allowing 15 earned runs over 14.1 innings (9.42 ERA).
- Stayed at the Rookie-ball level to begin the 2018 campaign, this time with the Kingsport Mets of the Appalachian League... Made three appearances, allowing zero earned runs over 9.0 innings, before being promoted to Low-A Brooklyn... Appeared in 10 contests (six starts) with the Cyclones, recording a 4.18 ERA (15 ER/32.1 IP) with 15 walks, 40 strikeouts, and a 1.48 WHIP.
- Suffered nerve damage in his pitching arm after being in a car accident in 2019... Threw 6.0 innings over two games (one start) with the Gulf Coast League Mets and Low-A Brooklyn
- Did not pitch professionally in 2020 due to the COVID-19 pandemic cancelling the MiLB season.
- Named an MiLB.com Organization All-Star in 2021, making 21 appearances (20 starts) between Triple-A Syracuse, Double-A Binghamton, and High-A Brooklyn, going 9-4 with a 3.73 ERA (48 ER/115.2 IP), 29 walks, 98 strikeouts, and a 1.02 WHIP... Was Double-A Northeast Pitcher of the Week (June 21-27) after throwing the first 6.0 innings of a no-hitter for Binghamton... Took a no-hitter into the eighth inning in his second Triple-A start on July 29 and was named Triple-A East Pitcher of the Week (July 26-August 1) for Syracuse.
- Placed on the 7-day injured list on July 19, 2021... Placed on the 60-day injured list on June 28, 2022.
- Due to injuries, did not make his season debut until July 30 with the Florida Complex League Mets in a rehab start... Made a total of four rehab outings (two starts) between the FCL and Single-A St. Lucie... Promoted to Triple-A Syracuse in the middle of August after coming off the 60-day injured list on Aug. 16, making nine relief appearances... Between all three levels, went 3-2 while posting a 4.91 ERA (12 ER/22.0 IP) with 11 walks, 38 strikeouts, and a 1.45 WHIP.
- Played in the Arizona Fall League after the conclusion of the 2022 season, and was named an AFL Rising Star... Made eight appearances with the Peoria Javelinas, posting a 2.89 ERA (3 ER/9.1 IP) in eight appearances with 14 strikeouts.

2023:

- Made 14 appearances out of the Mets bullpen, posting an 8.10 ERA (9 ER/10.0 IP) with six walks and 12 strikeouts.
- Threw 1.0 scoreless inning in his MLB debut on May 16 vs. TB.
- Got **Jack Suwinski** swinging for his first career MLB strikeout on June 11 at PIT.
- Struck out a season-high three batters over 2.0 innings on June 16 vs. STL... Marked his longest outing of the season.
- Made 21 appearances with the Triple-A Syracuse Mets, posting a 1.84 ERA (6 ER/29.1 IP) with a 2.50 FIP, 1.09 WHIP, .181 opponent AVG, .242 wOBA, 10.8% walk rate, 33.3% strikeout rate, 30.7% whiff rate, and 29.8% chase rate.

Statcast Data

	2024	Career
Strikeout %:	19.6	22.1
Walk %:	12.5	12.5
Hard Hit %:	36.8	41.2
Fastest Pitch:	97.1 MPH	June 13, 2023 vs. NYY





WHATLEY

MATT

94
CATCHER

NON-ROSTER

BIRTHDATE January 7, 1996
OPENING DAY AGE 29
BIRTHPLACE Claremore, OK
RESIDENCE Tulsa, OK
INSTAGRAM @matthew_whatley

BATS/THROWS R/R
HEIGHT/WEIGHT 5-9/200
CONTRACT STATUS signed thru 2025
M.L. SERVICE 0.000
OPTIONS USED 0 of 3

PERSONAL:

- Matthew Whatley.
- Was a three-sport star at Claremore High School, lettering in wrestling, football, and baseball.
- Attended Oral Roberts University where he was a three-year starter, batting .340 (213-for-627) with 37 doubles, six triples, 24 home runs, 134 RBI, 31 stolen bases, 115 walks, a .533 SLG, and a .983 OPS...Was a three-time First Team All-Summit League selection, and one of three finalists for the 2017 Johnny Bench Award.
- Played for Yarmouth-Dennis in the Cape Cod League in 2016.
- Since October 2020, has served as an assistant baseball coach at Tulsa's Victory Christian School in his spare time.
- Named as the Rangers farm system's 'Best Defensive Catcher' by Baseball America for three straight years (2022-2024).

LAST SEASON:

- Made six appearances at MLB Spring Training.
- Spent the entirety of the campaign at the Triple-A level with the Round Rock Express.
- Hit .199 (22-for-141) with a pair of doubles, five home runs, 15 RBI, 12.2% walk rate, and a .614 OPS.
- Threw out eight runners of 30 attempted base stealers (26.7%)...Posted a 104.5 SL+ behind the plate.
- Had two separate stints on the 7-day injured list, from Aug. 15-22 and Sept. 17-Oct. 9.

Bold – career high; Red – league high

Year	Club and League	AVG	G	AB	R	H	2B	3B	HR	RBI	BB	IBB	SO	SB	CS	OBP	SLG	OPS	SH	SF	HBP
2017	Rangers (ARI)	.353	5	17	5	6	0	1	0	3	2	0	3	0	1	.421	.471	.892	0	0	0
	Spokane (NORW)	.289	39	149	23	43	6	0	6	25	16	0	28	3	4	.371	.450	.821	0	1	4
2018	Hickory (SALL)	.211	7	19	3	4	0	0	1	1	2	0	7	0	0	.286	.368	.654	0	0	0
	Down East (CARL)	.175	45	143	11	25	5	2	2	13	12	0	48	1	1	.255	.280	.535	1	2	4
2019	Hickory (SALL)	.234	117	380	56	89	17	2	4	49	62	1	84	29	7	.349	.321	.670	9	6	8
2021	Frisco (AACN)	.203	75	227	27	46	6	0	4	14	35	1	80	7	8	.316	.282	.598	2	1	3
2022	Frisco (TL)	.226	32	115	17	26	5	0	2	9	6	0	25	2	0	.268	.322	.590	0	1	1
	Round Rock (PCL)	.230	29	74	14	17	2	0	2	7	10	0	22	0	1	.314	.338	.652	6	2	0
2023	Round Rock (PCL)	.203	70	236	40	48	10	0	6	25	21	0	70	5	4	.289	.322	.611	2	1	8
2024	Round Rock (PCL)	.199	50	141	14	28	2	0	5	15	20	0	38	4	1	.294	.319	.613	1	2	0
Minor Totals		.221	469	1501	210	332	53	5	32	161	186	2	405	51	27	.315	.327	.642	21	16	28

TRANSACTIONS

- Selected by the Texas Rangers in the 3rd round of the 2017 First-Year Player Draft
- Signed by the Toronto Blue Jays on Feb. 5, 2025

PROFESSIONAL CAREER:

MINORS:

- After being selected in the 2017 Draft, was named the 15-th best prospect in the Northwest League by Baseball America... Started his professional career with the Arizona League Rangers before being promoted to Short-A Spokane... Played in 44 contests batting .295 (49-for-166) with six doubles, a triple, six home runs, 28 RBI, and an .828 OPS... Threw out 12 runners.
- Split the 2018 season between High-A Down East and Single-A Hickory, batting .179 (29-for-162) with five doubles, two triples, three home runs, and 14 RBI... Threw out 12 runners and registered a .997 fielding percentage... Placed on the 7-day injured list from April 5-24, July 6-Aug. 7, and Aug. 19-Oct. 9.
- Named the Rangers Minor League Defender of the Year in 2019... Made 84 starts at catcher and was tied for the league lead in runners caught stealing with 33 (33-for-89, 37%)... Ranked T-6th in the South Atlantic League in walks (62) and T-8th in stolen bases (29)... Named SAL Player of the Week for June 17-23 after going 5-for-8 (.625) with a doubles, a homer, three RBI, seven walks, and a 1.938 OPS in four games... Played in 117 contests batting .234 (89-for-380) with 17 doubles, a pair of triples, four home runs, 49 RBI, 62 walks, 29 stolen bases, and a .670 OPS.
- Played in the Arizona Fall League after the 2019 season, appearing in 10 games for the Surprise Saguaros, going 9-for-32 (.281) with two extra-base hits and six RBI.
- Did not play professionally in 2020 due to the COVID-19 pandemic... Underwent an appendectomy on March 2 before Spring Training was shut down.
- Spent the entire season as the starting catcher for Double-A Frisco in 2021, making 70 starts behind the plate... Worked with a pitching staff that posted the Double-A Central's lowest ERA (3.98), fewest walks (423), and boasted the league's Pitcher of the Year in RHP Cole Winn... Threw out a league and organization-high 29 of 103 (28.2%) runners while recording a .997 fielding percentage... Hit .203 (46-for-227) with six doubles, four home runs, and 14 RBI.
- Split the 2022 season between Triple-A Round Rock and Double-A Frisco, appearing in 61 games batting .228 (43-for-189) with seven doubles, four home runs, and 16 RBI... Went on a 10-game hitting streak from June 12-July 1 in Frisco, going 13-for-39 (.333) with five RBI... Threw out 15 runners.
- Made a team-high 64 starts at catcher for Triple-A Round Rock in 2023, slashing .203/.290/.322 with 10 doubles, six home runs, and 25 RBI... Threw out 26 of 68 base stealers from behind the plate, his highest-ever caught stealing percentage as a pro (38.2%).





NON-ROSTER

YARBROUGH

RYAN

35

PITCHER

BIRTHDATE December 31, 1991
 OPENING DAY AGE 33
 BIRTHPLACE Austin, TX
 RESIDENCE Tampa, FL
 INSTAGRAM @yarbro48

BATS/THROWS R/L
 HEIGHT/WEIGHT 6-5/215
 CONTRACT STATUS signed thru 2025
 M.L. SERVICE 6.117
 OPTIONS USED 2 of 3

PERSONAL:

- Ryan Christian Yarbrough.
- He and his wife, Nicole, have two daughters, Harper and Charlotte...They reside in Tampa, FL.
- Graduated from All Saints Academy High School in Winter Haven, FL.
- Attended Santa Fe College for two years before transferring to Old Dominion University.
- Played two seasons at Old Dominion, going 10-11 while posting a 3.90 ERA (73 ER/168.2 IP) in 35 contests (27 games) with 40 walks, 124 strikeouts, and a 1.28 WHIP.
- Originally selected by the Milwaukee Brewers in the 20th round 2013 First-Year Player Draft after his first season at Old Dominion, but decided to go back for his senior season.

LAST SEASON:

- Led all MLB relievers in innings pitched (98.2).
- Made a total of 12 appearances with the Blue Jays, going 1-0 while posting a 2.01 ERA (7 ER/31.1 IP) with a 0.80 WHIP and a .173 opponent batting average.
- Against his curveball, opponents hit .114 with a .160 xBA, a .219 SLG, a .189 wOBA, a .236 xwOBA, a 34.6% whiff rate, and a 17.9% put away rate.
- Held opponents to a 29.4% hard-hit rate, the 5th-lowest in the Majors among qualified pitchers.
- Held left-handed hitters to a .120 AVG (16-for-133), a .176 OBP, and a .211 SLG on the year.
- Picked up his 50th career win on April 16 vs. WAS after firing 5.0 innings of two-run ball, allowing two hits with three strikeouts.
- Was traded from the Dodgers to the Blue Jays on July 30 in exchange for **Kevin Kiermaier**.
- On Aug. 22 vs. LAA, pitched 5.0 shutout innings in relief (3H, HB, 4K)...Marked the 23rd time in his career he has thrown 5.0+ innings out of the bullpen...Was the first Blue Jay reliever to throw 5.0+ scoreless innings since **Ross Stripling** on May 24, 2021 (7.0IP, 2H, 2BB, 7K).

Bold – career high; Red – league high

Year	Club & League	W-L	ERA	G	GS	CG	SHO	SV	IP	H	R	ER	HR	HB	BB	IBB	SO	WP	BK	AVG
2014	Pulaski (APP)	0-0	0.00	2	0	0	0	1	4.0	1	0	0	0	0	1	0	5	0	0	.071
	Everett (NWL)	0-1	1.40	12	10	0	0	0	38.2	25	7	6	1	2	4	0	53	0	0	.180
2015	Clinton (MID)	0-1	13.50	2	2	0	0	0	5.1	12	8	8	0	1	4	0	1	1	0	.462
	Bakersfield (CAL)	4-7	3.76	16	16	0	0	0	81.1	86	44	34	7	5	18	0	74	3	1	.266
2016	Jackson (SOU)	12-4	2.95	25	25	1	1	0	128.1	112	45	42	7	4	31	0	99	3	0	.232
2017	Durham (IL)	13-6	3.43	26	26	0	0	0	157.1	144	65	60	20	8	39	1	159	2	0	.243
2018	TAMPA BAY (AL)	16-6	3.91	38	6	0	0	0	147.1	140	70	64	18	8	50	6	128	1	0	.246
2019	TAMPA BAY (AL)	11-6	4.13	28	14	0	0	0	141.2	121	69	65	15	9	20	2	117	0	1	.228
	Durham (IL)	2-1	3.81	5	4	0	0	0	26.0	24	11	11	2	3	3	0	35	2	0	.238
2020	TAMPA BAY (AL)	1-4	3.56	11	9	0	0	0	55.2	54	22	22	5	7	12	1	44	2	0	.256
2021	TAMPA BAY (AL)	9-7	5.11	30	21	1	0	0	155.0	163	96	88	25	9	27	2	117	1	1	.267
2022	TAMPA BAY (AL)	3-8	4.50	20	9	0	0	0	80.0	88	44	40	12	11	22	0	61	3	0	.276
	Durham (IL)	2-2	4.55	7	7	0	0	0	27.2	32	18	14	3	3	12	0	26	0	1	.286
2023	KANSAS CITY (AL)	4-5	4.24	14	7	0	0	0	51.0	52	24	24	5	6	9	0	29	1	0	.265
	LOS ANGELES (NL)	4-2	4.89	11	2	0	0	2	38.2	44	21	21	8	2	5	0	38	0	0	.278
	ACL Royals (ACL)	0-1	9.00	1	1	0	0	0	3.0	5	3	3	1	0	0	0	2	0	0	.357
	Omaha (IL)	0-0	1.23	3	3	0	0	0	14.2	9	2	2	1	0	2	0	18	0	0	.176
2024	LOS ANGELES (NL)	4-2	3.74	32	0	0	0	1	67.1	52	29	28	9	7	25	3	39	0	0	.213
	TORONTO (AL)	1-0	2.01	12	0	0	0	0	31.1	18	7	7	2	5	7	0	26	0	0	.173
	2 Teams	5-2	3.19	44	0	0	0	1	98.2	70	36	35	11	12	32	3	65	0	0	.201
Minor Totals		33-23	3.30	103	98	1	1	1	496.1	461	208	182	42	26	115	1	485	13	2	.244
MAJOR TOTALS		53-40	4.21	196	68	1	0	3	768.0	732	382	359	99	64	177	14	599	8	2	.249

DIVISION SERIES RECORD

Year	Club and Opp.	W-L	ERA	G	GS	CG	ShO	SV	IP	H	R	ER	HR	HB	BB	IBB	SO	WP	BK	AVG
2019	TB vs. HOU	1-0	0.00	3	0	0	0	0	3.0	2	0	0	0	0	1	0	1	0	0	.200
2020	TB vs. NYY	0-0	3.60	1	0	0	0	0	5.0	6	2	2	1	0	1	0	1	0	0	.300
TOTALS		1-0	2.25	4	0	0	0	0	8.0	8	2	2	1	0	2	0	2	0	0	.267

CHAMPIONSHIP SERIES RECORD

Year	Club and Opp.	W-L	ERA	G	GS	CG	ShO	SV	IP	H	R	ER	HR	HB	BB	IBB	SO	WP	BK	AVG
2020	TB vs. HOU	1-0	3.60	1	1	0	0	0	5.0	3	2	2	2	1	2	0	5	0	0	.167

WORLD SERIES RECORD

Year	Club and Opp.	W-L	ERA	G	GS	CG	ShO	SV	IP	H	R	ER	HR	HB	BB	IBB	SO	WP	BK	AVG
2020	TB vs. LAD	0-0	3.86	3	1	0	0	0	4.2	7	2	2	2	0	1	0	1	0	0	.350



TRANSACTIONS

- Selected by the Seattle Mariners in the 4th round of the 2014 First-Year Player Draft
- Traded to the Tampa Bay Rays along with Carlos Vargas and Mallex Smith to the Tampa Bay Rays in exchange for Drew Smyly on Jan. 11, 2017
- On injured list (COVID protocols) on Sept. 8, 2020
- On injured list (undisclosed) from Aug. 8-18, 2021
- On injured list (left groin tightness) from April 8-May 3, 2022
- On injured list (right oblique strain) from Sept. 23-Oct. 6, 2022
- Signed by the Kansas City Royals on December 13, 2022
- On injured list (head fractures) from May 8-July 9, 2023
- Traded to the Los Angeles Dodgers in exchange for Derlin Figueroa and Devin Mann on Aug. 1, 2023
- Traded to the Toronto Blue Jays in exchange for Kevin Kiermaier on July 30, 2024
- Signed by the Toronto Blue Jays on Feb. 21, 2025

GAME HIGHS

ML Debut	March 31, 2018 vs. BOS	ER Allowed	9 – Sept. 28, 2023 at COL
Innings Pitched:		HR Allowed	3 – 3x, last: Sept. 28, 2023 at COL
Starter	9.0 – June 3, 2021 at NYY	Low Hit CG	6 – June 3, 2021 at NYY
Reliever	7.0 – May 25, 2018 vs. BAL	Last Win	Aug. 22, 2024 vs. LAA
Walks:		Last Save	March 28, 2024 vs. STL
Starter	3 – 5x, last: May 2, 2023 vs. BAL	Last CG	June 3, 2021 at NYY
Reliever	4 – June 13, 2024 vs. TEX	Last ShO	None
Strikeouts:		Last Start	Sept. 28, 2023 at COL
Starter	10 – Aug. 17, 2019 vs. DET	Last Relief App.	Sept. 29, 2024 vs. MIA
Reliever	9 – May 31, 2018 at OAK	Longest Win Streak	7G – July 26-Sept. 19, 2018
Hits Allowed	11 – Sept. 28, 2023 at COL	Longest Losing Streak	6G – Sept. 15, 2019–Sept. 8, 2020
		Scoreless Innings Streak	17.2 – Aug. 6-17, 2019

MILESTONES

Category	Date	Opponent	Notes
Start	1 April 15, 2018	Philadelphia	L - 4.2 IP, 3H, 5R/2ER, 2BB, 2K
Win	1 April 28, 2018	at Boston	as a reliever - 4.0 IP, 3H, 2ER, HR, 6K
10+ Strikeout Games (1)			
	1 Aug. 17, 2019	Detroit	10 strikeouts
Save	1 Aug. 15, 2023	Milwaukee	3.0 IP, H, ER, HR, 2K

PROFESSIONAL CAREER:

MINORS:

- Started his first professional season in 2014 at Rookie-level Pulaski, appearing in two contests, before finishing the season with 12 appearances (10 starts) with Short-Season Everett...Across both levels, recorded a 1.27 ERA (6 ER/42.2 IP) with five walks, 58 strikeouts, a 0.73 WHIP, and a .170 opponent AVG.
- Began the 2015 season with the Rookie-level Arizona League Mariners, making four starts before being promoted to Single-A Clinton...Made a pair of starts with Clinton, finishing his season at High-A Bakersfield making 16 starts...Between all three levels, went 4-8 while posting a 4.10 ERA (44 ER/96.2 IP) with 23 walks, 88 strikeouts, and a 1.37 WHIP.
- In 2016, remained with Double-A Jackson for the whole season, posting a 12-4 record with a 2.95 ERA (42 ER/128.1 IP), 31 walks, 99 strikeouts, and a 1.11 WHIP in 25 starts...Named an MLB.com Organization All-Star...Ranked 2nd among Southern League leaders in WHIP (1.11) 2nd in ERA (2.95), while also ranking 3rd in opponent AVG (.232)...Named the Southern League's Most Outstanding Pitcher, while also being named to the Southern League midseason and postseason All-Star teams...Earned Southern League Pitcher of the Week honours on May 23-29 and Aug. 1-7.
- Spent his first season in the Rays organization in 2017 after being traded...Named an MLB.com Organization All-Star...Made 26 starts on the year at Triple-A Durham, going 13-6 while recording a 3.43 ERA (60 ER/157.1 IP) with 39 walks, 159 strikeouts, and a 1.16 WHIP...His 13 wins, 26 starts, and 157.1 innings pitched were all career-highs...Led the International League in strikeouts while also ranking 2nd in wins, 3rd in innings, 4th in K/9, 5th in BB/9, and 8th in ERA...Named International League Pitcher of the Week for June 19-25 and July 31-6.

2018:

- Made 38 appearances (six starts) for the Rays, finishing the year going 16-6 with a 3.91 ERA (64 ER/147.1 IP), 50 walks, 128 strikeouts, and a 1.29 WHIP.
- His 16 wins ranked 2nd on the team, trailing only Blake Snell (21)...Led MLB rookies and set a Rays franchise rookie record, passing Rolando Arjoe (1998) with 14, tied for 5th-most in club history.
- Made his MLB debut on March 31 at BOS, throwing 4.0 innings while surrendering a run on four hits with three walks and three strikeouts.
- Recorded his first career MLB win on April 28 at BOS.
- Notched 14 wins in relief, the most by any reliever in the majors since Mark Eichorn (14) and Roger McDowell (14) in 1986 and the most by a lefty reliever since John Hiller (17) in 1974.
- Led American League rookies in innings pitched (147.1 IP) and strikeouts...Became the third Rays pitcher to lead the American League in wins, joining Wade Davis (2010) and Rolando Arjoe (1998).
- His 118.2 innings out of the bullpen were the most by a reliever since Mark Eichorn (157.0) in 1986.
- Between May 25-31, became the first pitcher to record eight plus strikeouts in consecutive relief appearances since Len Barker last did from Sept. 17-25, 1977.
- Threw 7.0 innings of relief on May 25 vs. BAL, tying the franchise record for the longest outing by a reliever in club history.



2019:

- Pitched 28 games (14 starts) at the MLB level, going 11-6 while recording a 4.13 ERA (65 ER/142.1 IP) with 20 walks, 117 strikeouts, and a 1.00 WHIP...Became the only pitcher in club history with double-digit wins in his first two MLB seasons... His 27 wins are the most in franchise history through the first two seasons.
- His 1.00 WHIP ranked 3rd among AL pitchers (min. 100.0 IP), trailing only Justin Verlander (0.80) and Gerrit Cole (0.89).
- Made five appearances at Triple-A Durham, going 2-1 with a 3.81 ERA (11 ER/26.0 IP) and 35 strikeouts.
- Started on June 8 at BOST, throwing a career-high 7.2 innings on a career-high 110 pitches.
- Posted a 17.2 inning scoreless streak.
- Had three scoreless relief appearances in the ALDS against Houston, recording a win in Game 4.

2020:

- Made his third straight Opening Day roster.
- Went 1-4 while recording a 3.56 ERA (22 ER/55.2 IP) in 11 contests (nine starts).
- Made five appearances in the Postseason, going 1-0 while recording a 3.68 ERA (6 ER/14.2 IP)...Threw 5.0 innings of relief in Game 4 of the ALDS against the Yankees, the longest relief appearance in Rays Postseason history...Made his first career Postseason start in Game 3 of the ALCS at Houston...Appeared in three contests in the World Series.
- Allowed two runs or fewer in seven of his 11 appearances, including four scoreless outings.
- Threw first-pitch strikes to 67.2% of batters he faced while 68.4% of his pitches were strikes, ranking 4th and 5th best in the Majors (min. 50 innings) respectively.

2021:

- On the Opening Day roster for the fourth consecutive season.
- Went 9-7 while posting a 5.11 ERA (88 ER/155.0 IP) with 27 walks, 117 strikeouts, and a 1.23 WHIP in 30 appearances (21 starts).
- Threw his first career complete game on June 3 at NYY...Marked the first complete game by a Rays pitcher since Matt Andriese on May 14, 2016 vs. OAK and the first by a Rays pitcher on the road since Chris Archer on Aug. 20, 2015 at HOU.

2022:

- Made the Opening Day roster for the fifth season in a row.
- Placed on the injured list due to left groin tightness from April 8 to May 3...Ended the season on the injured list with a right oblique strain, from Sept. 23-Oct. 6.
- Posted a 4.50 ERA (40 ER/80.0 IP) in 20 appearances (nine starts) with 22 walks, 61 strikeouts, and a 1.38 WHIP.
- Took a no-hitter into the 6th inning on May 26 vs. NYY.
- Spent some time with Triple-A Durham, making seven starts going 202 while recording a 4.55 ERA (3 ER/27.2 IP).

2023:

- Signed with the Kansas City Royals as a free agent in the offseason.
- In his 14 appearances (seven starts) with the Royals, went 4-5 while recording a 4.24 ERA (24 ER/51.0 IP) with nine walks and 29 strikeouts.
- Traded to the Los Angeles Dodgers at the trade deadline...Made 11 appearances with the Dodgers, going 4-2 with a 4.89 ERA (21 ER/38.2 IP), five walks, 38 strikeouts, and a 1.27 WHIP.
- Notched his first career save on Aug 15 vs. MIL, throwing three innings of one-run ball with a pair of strikeouts.
- Made four rehab outings with the Arizona Complex League Royals and Triple-A Omaha, recording a 2.55 ERA (5 ER/17.2 IP) with a 0.91 WHIP.

Statcast Data

	2024	Career
Strikeout %:	16.3	18.7
Walk %:	8.0	5.5
Hard Hit %:	29.4	28.0
Fastest Pitch:	93.1 MPH	Sept. 24, 2018 vs. NYY



2025 TORONTO BLUE JAYS 40-MAN ROSTER

*As of March 1, 2025

MANAGER: John Schneider (14)

COACHES: Mark Butzinski (53), Carlos, Febles (51), Sam Greene (88), DeMario Hale (15), Lou Lannotti (80), Graham Johnson (82), John Lannan, Don Mattingly (46), Hunter Mense (59), David Popkins (79) Pete Walker (41)

#	PITCHERS (22)	B-T	HT	WT	Birthdate	Birthplace	2024 Clubs	W-L	ERA	G	GS	CG	SV	IP	H	R	ER	BB	SO	MLS		
40	BASSETT, Chris	R/R	6-5	220	22/02/1989	Toledo, OH	TORONTO	10-14	4.16	31	31	0	0	0	171.0	180	91	79	70	168	8,130	
66	BASTARDO, Angel	R/R	6-1	175	18/06/2002	Maron, Venezuela	PORTLAND (AA)	0-5	5.36	10	10	0	0	0	45.1	39	33	27	21	53		
17	BERRIOS, José	R/R	6-0	205	27/05/1994	Bayamon, Puerto Rico	TORONTO	16-11	3.60	32	32	1	0	0	192.1	168	79	77	54	153	8,044	
39	BLOSS, Jake	R/R	6-2	225	23/06/2001	Greensboro, NC	HOUSTON	0-1	6.94	3	3	0	0	0	11.2	16	9	9	3	1	0.039	
							SUGAR LAND (AAA)	0-0	0.00	1	1	0	0	0	4.0	1	0	0	0	3		
							BUFFALO (AAA)	0-4	6.91	8	8	0	0	0	27.1	33	23	21	15	25		
							CORPUS CHRISTI (AA)	3-1	1.61	8	8	0	0	0	44.2	19	11	8	13	35		
							ASHVILLE (A+)	1-1	2.08	4	4	0	0	0	17.1	11	5	4	8	25		
43	BURR, Ryan	R/R	6-4	210	28/05/1994	Highlands Ranch, CO	TORONTO	0-2	4.13	34	4	0	0	0	32.2	29	16	15	12	47	2,109	
							LEHIGH VALLEY (AAA)	2-1	2.16	15	0	0	1	0	16.2	14	4	4	5	29		
							BUFFALO (AAA)	0-0	11.25	5	0	0	0	0	4.0	6	6	5	4	9		
44	FRANCOIS, Bowden	R/R	6-5	235	22/04/1996	Tallahassee, FL	TORONTO	8-5	3.30	27	13	0	0	0	103.2	74	41	38	22	92	1,088	
							BUFFALO (AAA)	3-1	0.93	6	4	0	0	0	19.1	8	4	2	3	24		
93	GARCIA, Yimi	R/R	6-1	225	18/08/1990	Moca, Dominican Republic	TORONTO	3-0	2.70	29	0	0	0	0	5.0	16	9	9	8	42	9,149	
							SEATTLE	0-0	6.00	10	0	0	0	0	9.0	7	6	6	4	7		
							BUFFALO (AAA)	0-1	10.80	2	0	0	0	0	1.2	2	2	2	1	2		
34	GAUSMAN, Kevin	L/R	6-2	205	06/01/1991	Centennial, CO	TORONTO	14-11	3.83	31	31	2	0	0	181.0	165	86	77	56	162	10,151	
57	GREEN, Chad	L/R	6-3	225	24/05/1991	Greenville, SC	TORONTO	4-6	3.21	53	0	0	0	0	17	53.1	41	20	19	14	46	8,050
							BUFFALO (AAA)	0-0	0.00	3	0	0	0	0	3.0	2	0	0	1	1		
23	HOFFMAN, Jeff	R/R	6-5	235	08/01/1993	Latham, NY	PHILADELPHIA	3-3	2.17	68	0	0	0	0	10	66.1	48	20	16	89	6,084	
54	LITTLE, Brendon	L/L	6-2	215	11/08/1996	Bryn Mawr, PA	TORONTO	1-2	3.74	49	0	0	0	0	1	45.2	41	21	19	19	36	0,135
							BUFFALO (AAA)	0-2	4.15	16	0	0	0	0	17.1	17	9	8	13	25		
62	LUCAS, Easton	L/L	6-4	210	23/09/1996	Thousand Oaks, CA	OAKLAND	0-0	14.73	3	0	0	0	0	3.2	8	7	6	3	6	0.047	
							DETROIT	1-0	5.40	3	0	0	0	0	3.1	3	2	2	2	2		
							TORONTO	0-0	11.57	2	0	0	0	0	4.2	6	6	4	2	2		
							LAS VEGAS (AAA)	2-0	2.87	11	1	0	0	0	15.2	12	6	5	8	13		
							TOLEDO (AAA)	1-1	3.51	21	0	0	0	1	33.1	29	14	13	15	39		
							BUFFALO (AAA)	0-1	1.37	6	3	0	0	0	19.2	8	5	3	5	21		
64	MACKO, Adam	L/L	6-0	215	30/12/2000	Bratislava, Slovakia	BUFFALO (AAA)	0-0	9.00	1	1	0	0	0	3.0	4	3	3	3	3		
							NEW HAMPSHIRE (AA)	5-5	4.87	16	16	0	0	0	81.1	69	45	44	30	90		
5	MANOAH, Alek	R/R	6-6	290	09/01/1998	Homestead, FL	DUNEDIN (A)	0-0	1.00	3	3	0	0	0	9.0	5	1	1	2	12	3,063	
							TORONTO	1-2	3.70	5	5	0	0	0	24.1	17	16	10	8	26		
							BUFFALO (AAA)	0-2	6.50	4	4	0	0	0	18.0	23	13	13	7	26		
							DUNEDIN (A)	0-0	32.40	1	1	0	0	0	1.2	5	7	6	4	2		
45	NANCE, Tommy	R/R	6-6	235	19/03/1991	Long Beach, CA	TORONTO	0-3	4.09	20	0	0	0	0	22.0	18	12	10	9	19	2,082	
56	POP, Zach	R/R	6-4	230	20/09/1996	Brampton, ON, Canada	EL PASO (AAA)	2-2	4.05	26	0	0	0	2	33.1	43	23	15	8	35		
							TORONTO	2-4	5.59	58	0	0	1	0	1	48.1	45	36	30	19	33	2,171
							BUFFALO (AAA)	0-1	1.54	11	0	0	0	0	4	11.2	9	3	2	5	12	
33	ROBERTSON, Nick	R/R	6-6	245	16/07/1998	Roanoke, VA	ST. LOUIS	0-0	4.38	8	0	0	0	0	12.1	15	6	6	2	14	0,141	
							TORONTO	0-0	0.00	1	0	0	0	0	1.0	0	0	0	0	0		
							MEMPHIS (AAA)	1-2	7.48	21	0	0	0	0	1	21.2	23	19	18	16	21	
							SALT LAKE (AAA)	0-0	6.92	10	0	0	0	0	13.0	18	12	10	8	17		
							BUFFALO (AAA)	0-0	6.96	9	6	0	0	0	6.6	6	6	6	6	6		

BIOGRAPHIES

LAST SEASON

HISTORY

RECORDS

OPPONENTS

PLAYER DEV.

MEDIA & MISC.





29	RODRIGUEZ, Yarel	R/R	6-1	225	10/03/1997	Camaguey, Cuba	TORONTO BUFFALO (AAA)	1-8 0-1 1.33	4.47	21	21	0	0	86.2	74	46	43	40	85	1,000	
52	SANDLIN, Nick	R/R	5-11	175	10/01/1997	Evans, GA	CLEVELAND COLUMBUS (AAA)	8-0 0-0 0.00	3.75	68	1	0	0	20.1	12	4	3	13	33	68	3,157
31	SCHERZER, Max	R/R	6-3	215	27/07/1984	St. Louis, MO	TEXAS	2-4 0-0 3.95	3.95	9	9	0	0	1.0	0	0	0	1	0	0	16,079
50	SWANSON, Erik	R/R	6-3	225	04/09/1993	Fargo, ND	ROUND ROCK (AAA) TORONTO	0-1 0-1 3.60	4	4	0	0	0	15.0	10	6	6	4	25	5,059	
21	WALKER, Josh	L/L	6-6	225	01/12/1994	Otisville, NY	BUFFALO (AAA) DUNEDIN (A) NEW YORK (NL) SYRACUSE (AAA) INDIANAPOLIS (AAA)	2-2 1-1 11.34 0-0 0.00	5.03	45	0	0	0	0	39.1	36	22	22	13	7	0.108
								0-0 2-2 0-0	5.11 2.83 8.00	1 25 8	0	0	0	0	12.1 5.282 9.0	13 12 10	7 6 8	6 21 1	39 39 11		
#	CATCHERS (2)	B-T	HT	WT	Birthdate	Birthplace	2024 Clubs	AVG	G	AB	R	H	2B	3B	HR	RBI	BB	SO	SB	MLS	
55	HEINEMAN, Tyler	S/R	5-10	200	19/06/1991	Pacific Palisades, CA	BOSTON TORONTO WORCESTER (AAA) PORTLAND (AA) TORONTO	.000 .100 .252 .333 .253	2 6 51 1 103	2 10 159 3 340	0 2 26 1 23	0 0 40 1 86	0 0 1 0 19	0 0 0 0 1	0 0 6 0 5	0 0 26 0 54	0 0 3 1 35	0 1 0 0 51	0 0 8 0 0	2,066	
30	KIRK, Alejandro	R/R	5-8	240	06/11/98	Tijuana, Mexico	2024 Clubs	AVG	G	AB	R	H	2B	3B	HR	RBI	BB <td>SO</td> <td>SB</td> <td>MLS</td>	SO	SB	MLS	
#	INFELDERS (8)	B-T	HT	WT	Birthdate	Birthplace	2024 Clubs	AVG	G	AB	R	H	2B	3B	HR	RBI	BB	SO	SB	MLS	
47	BARGER, Addison	L/R	6-0	215	12/11/1999	Bellevue, WA	TORONTO BUFFALO (AAA)	.197 .260	69 57	208 204	20 41	41 53	11 15	0 0	0 7	28 38	14 40	60 48	2 4	0.103	
11	BICHETTE, Bo	R/R	6-0	190	05/03/1998	Orlando, FL	TORONTO BUFFALO (AAA)	.225 .286	81 4	311 14	29 4	70 1	16 4	1 0	4 0	31 2	20 0	64 2	5 0	5,063	
22	CLEMENT, Enrie	R/R	6-0	185	22/03/1996	Rochester, NY	TORONTO	.263	139	434	48	114	21	3	12	51	11	41	12	2,168	
0	GINEZ, Andres	L/R	5-11	200	04/09/1998	Barquisimeto, Venezuela	CLEVELAND	.252	152	583	64	147	22	1	30	103	72	96	2	4,106	
27	GUERRERO JR., Vladimir	R/R	6-2	240	16/03/1999	Montreal, QC, Canada	TORONTO	.253	159	616	98	199	44	1	4	19	12	59	0	0,090	
49	JIMENEZ, Leo	R/R	5-11	210	17/05/2001	Chitre, Panama	TORONTO BUFFALO (AAA)	.229 .271	63 57	179 181	18 40	41 49	11 8	0 0	4 7	23 30	34 3	3 3	0	0.012	
13	MARTINEZ, Orelvis	R/R	6-1	205	19/11/2001	Santo Domingo, DR	TORONTO BUFFALO (AAA)	.333 .267	1 74	3 281	0 54	0 75	0 19	0 0	0 0	0 0	0 27	1 76	0	0.012	
7	WAGNER, Will	L/R	6-0	210	29/07/1998	Houston, TX	TORONTO SUGAR LAND (AAA) BUFFALO (AAA)	.305 .307 .400	24 70 7	82 261 25	8 51 6	25 80 10	6 13 2	0 2 0	2 5 4	11 41 2	4 54 5	16 33 4	0 3 0	0.049	
#	OUTFIELDERS (8)	B-T	HT	WT	Birthdate	Birthplace	2024 Clubs	AVG	G	AB	R	H	2B	3B	HR	RBI	BB	SO	SB	MLS	
37	BERRIO, Steward	S/R	5-10	190	05/06/1999	Santo Domingo, DR	TORONTO BUFFALO (AAA)	.189 .281	28 79	37 260	7 54	7 73	1 9	0 3	0 10	0 47	1 35	14 71	6 34	0.075	
8	CLASE, Jonatan	S/R	5-8	190	23/05/2002	Santo Domingo, DR	SEATTLE TORONTO	.195 .350	19 7	41 20	4 3	8 7	1 0	0 1	0 0	3 2	4 14	3 3	0 0	0.052	
10	LOPERFIDO, Joey	L/R	6-4	215	11/05/1999	Philadelphia, PA	TACOMA (AAA) BUFFALO (AAA) HOUSTON TORONTO SUGAR LAND (AAA)	.274 .244 .236 .197 .272	59 35 38 43 39	234 135 106 137 162	47 35 19 27 41	64 11 35 13 44	11 0 5 8 7	4 0 2 3 1	10 2 1 2 13	4 0 2 16 9	40 72 38 43 21	26 12 12 2 53	0 0.131		

38	LUKE, Nathan	L/R	5-11	190	12/07/1994	Portland, OR	TORONTO BUFFALO (AAA)	.303	22	76	13	23	4	2	1	10	9	1	10	0.145
25	SANTANDER, Anthony	S/R	6-2	235	19/10/1994	Margarita, Venezuela	DUNEDIN (A)	.333	54	207	30	69	7	0	7	31	36	4	22	
36	SCHNEIDER, Davis	R/R	5-10	200	26/01/1999	Berlin, NJ	BALTIMORE	.265	3	11	3	4	0	0	0	4	0	1	0	6.162
4	SPRINGER, George	R/R	6-3	225	19/09/1989	New Britain, CT	TORONTO	.191	135	595	91	140	25	2	44	102	58	129	2	
5	VARSHO, Daulton	L/R	5-10	207	02/07/1996	Marshallfield, WI	TORONTO	.220	145	595	48	76	19	3	13	46	60	115	16	10.059
							TORONTO	.214	136	459	73	98	21	7	18	58	48	137	10	4.128

NON-ROSTER PLAYERS

#	PITCHERS (13)	B-T	HT	WT	Birthdate	Birthplace	2024 Clubs	W-L	ERA	G	GS	CG	SV	IP	H	R	ER	BB	SO	ML	
67	BARNES, Jacob	R/R	6-2	230	14/04/1990	St. Petersburg, FL	Washington (NL)	8-3	4.36	63	0	0	0	0	66.0	67	36	32	20	55	6.100
91	BASH, Andrew	R/R	6'0"	215	01/08/1996	Rancho Mirage, CA	Buffalo (AAA)	0-0	0.00	7	0	0	0	2	8.0	1	0	0	2	10	
		R/R	6'0"	215	01/08/1996	Rancho Mirage, CA	Buffalo (AAA)	4-0	2.97	27	16	0	0	78.2	58	30	26	35	72		
		R/R	6'0"	215	01/08/1996	Rancho Mirage, CA	Dunedin (A)	0-0	0	1	0	0	0	1.2	0	0	0	0	5		
69	ESTRADA, Lazzaro	R/R	6'1"	225	24/04/1999	Ciudad Habana, Cuba	New Hampshire (AA)	3-5	4.47	11	11	0	0	52.1	47	28	26	19	55		
65	FISHER, Braydon	R/R	6'4"	235	26/07/2000	League City, TX	Vancouver (A+)	2-3	1.96	9	9	1	0	0	41.1	28	16	9	12	53	
		R/R	6'4"	235	26/07/2000	League City, TX	Dunedin (A)	0-1	1.93	2	2	0	0	4.2	5	2	1	2	5		
		R/R	6'4"	235	26/07/2000	League City, TX	Oklahoma City (AAA)	2-0	6.94	8	0	0	0	11.2	11	9	10	16			
		R/R	6'4"	235	26/07/2000	League City, TX	Buffalo (AAA)	2-1	6.38	17	0	0	0	18.1	24	15	13	14	21		
		R/R	6'4"	235	26/07/2000	League City, TX	Tulsa (AA)	0-1	3.68	7	0	0	0	7.1	8	4	3	5	14		
85	FLUHARTY, Mason	R/L	6'2"	215	13/08/2001	Lewis, DE	New Hampshire (AA)	0-0	2.76	14	0	0	0	16.1	12	9	5	7	26		
63	GOWDY, Kevin	R/R	6'4"	210	16/11/1997	Santa Barbara, CA	Buffalo (AAA)	5-4	3.63	56	0	0	3	67.0	54	31	27	25	76		
76	JENNINGS, Ryan	R/R	6'4"	210	16/11/1997	Santa Barbara, CA	Oklahoma City (AAA)	2-2	4.38	42	1	0	4	51.1	57	28	25	23	45		
		R/R	6'1"	225	23/06/1999	San Antonio, TX	New Hampshire (AA)	0-2	0.90	10	1	0	2	10.0	5	3	1	4	12		
77	JUENGER, Hayden	R/R	6'1"	195	09/08/2000	O'Fallon, IL	Vancouver (A+)	3-4	2.13	11	11	0	0	50.2	41	18	12	19	56		
90	KLOFFENSTEIN, Adam	R/R	6'7"	240	25/08/2000	Magnolia, TX	Buffalo (AAA)	0-3	4.19	54	0	0	2	68.2	67	35	32	26	64		
58	LAUER, Eric	R/R	6'1"	195	09/08/2000	O'Fallon, IL	St. Louis	0-0	0	1	0	0	0	1.0	0	0	0	0	0	0.001	
		R/R	6'7"	240	25/08/2000	Magnolia, TX	Memphis (AAA)	4-5	4.74	17	17	0	0	89.1	78	47	47	41	73		
		R/R	6'3"	230	03/06/1995	Elyria, OH	Indianapolis (AAA)	2-2	5.52	8	6	0	0	29.1	31	20	18	11	37	4.111	
68	LOVELADY, Richard	L/L	6'0"	185	07/07/1995	Hinesville, GA	Sugar Land (AAA)	2-3	5.09	11	10	0	0	46.0	56	31	26	20	49		
		L/L	6'0"	185	07/07/1995	Hinesville, GA	Chicago (NL)	0-1	7.94	7	0	0	0	5.2	9	5	5	2	6	3.008	
		L/L	6'0"	185	07/07/1995	Hinesville, GA	Tampa Bay	3-5	3.77	28	0	0	2	28.2	25	13	12	9	20		
71	PARDINHO, Eric	R/R	5'11"	210	05/01/2001	Lucella, Brazil	Iowa (AAA)	1-2	5.84	10	0	0	0	12.1	22	8	8	1	20		
		R/R	5'11"	210	05/01/2001	Lucella, Brazil	Durham (AAA)	1-0	1.86	10	0	0	0	9.2	5	3	2	1	12		
		R/R	5'11"	210	05/01/2001	Lucella, Brazil	FCL Rays (R)	0-0	54.00	1	1	0	0	0.2	3	4	4	1	1		
35	YARBROUGH, Ryan	R/R	6'5"	215	31/12/1991	Austin, TX	Buffalo (AAA)	2-1	5.34	24	0	0	0	28.2	25	22	17	18	29		
		R/L	6'5"	215	31/12/1991	Austin, TX	New Hampshire (AA)	0-0	1.01	21	0	0	1	26.2	14	6	3	10	37		
		R/L	6'5"	215	31/12/1991	Austin, TX	Los Angeles (NL)	4-2	3.74	32	0	0	0	67.1	52	29	28	25	39		
							Toronto (AL)	1-0	2.01	12	0	0	0	31.1	18	7	7	26	26		





#	CATCHERS (7)	B-T	HT	WT	Birthdate	Birthplace	2024 Clubs	AVG	G	AB	R	H	2B	3B	HR	RBI	BB	SO	SB	MLS
60	BETHANCOURT, Christian	R/R	6'3"	235	02/09/1991	Panama City, Panama	Miami (NL) Chicago (ML) Jacksonville (AAA) Iowa (AAA) New Hampshire (AA) Vancouver (A+) Buffalo (AAA) New Hampshire (AA) Miami (NL) Iowa (AAA) Jacksonville (AAA) Vancouver (A+) Modesto (A) Reading (AA) New Hampshire (AA) Dunedin (A) FCL Blue Jays (Rk) Round Rock (AAA)	.159 .281 .231 .192 .203 .262 .230 .307 .167 .240 .154 .226 .255 .224 .202 .000 .250 .199	38 24 13 7 23 27 50 29 31 41 7 25 44 68 57 1 4 50	82 57 13 26 59 84 161 101 84 129 26 84 161 173 173 3 8 141	9 9 3 0 4 12 22 15 16 16 11 23 22 3 3 14	13 16 3 0 5 2 37 31 31 10 4 19 47 35 0 2 2 28	3 2 0 0 0 1 6 0 0 0 2 0 6 7 1 0 0 0	2 3 0 0 0 2 4 10 8 3 0 6 4 16 0 0 5	7 15 0 0 2 7 27 16 4 21 9 29 35 25 0 1 15	3 0 0 1 7 10 6 11 6 0 0 0 0 0 0 0 0	22 14 6 1 7 25 26 28 5 4 28 11 19 64 63 1 3 38	0 3 0 0 0 0 0 0 2 0 0 0 0 0 0 0 0	0 3 0 0 0 0 0 0 0 0 0 0 0 0 0 0	5,023
92	BROOKS, Robert	R/R	5'9"	220	21/11/1998	Marietta, GA														
70	CLARKE, Phil	L/R	5'11"	195	24/03/1998	Atlanta, GA														
75	SANCHEZ, Ali	R/R	6'1"	215	20/01/1997	Carora, Venezuela														1,000
87	SHARP, Jacob	R/R	5'10"	180	15/09/2001	Whittier, CA														
72	SOSA, Andres	R/R	5'11"	210	07/11/1997	Hermosillo, Mexico														
94	WHATLEY, Matt	R/R	5'9"	200	07/01/1996	Claremore, OK														

#	INFELDERS (6)	B-T	HT	WT	Birthdate	Birthplace	2024 Clubs	AVG	G	AB	R	H	2B	3B	HR	RBI	BB	SO	SB	MLS
73	KASEVICH, Josh	R/R	6'3"	210	17/01/2001	Palo Alto, CA	Buffalo (AAA) New Hampshire (AA) Altoona (AA) New Hampshire (AA) Greensboro (A+)	.325 .284 .269 .185 .336	41 87 27 37 60	157 363 104 124 223	23 51 103 13 40	51 103 28 15 75	8 20 0 6 15	0 0 1 3 4	0 3 5 1 9	23 41 13 15 52	23 14 26 11 27	14 25 29 14 56	3 10 3 4 14	
81	NUNEZ, Rainer	R/R	6'4"	230	04/12/2000	La Romana, Dominican Republic	New Hampshire (AA)	.275	105	385	40	106	14	2	12	54	44	87	2	
74	PAULINO, Edinson	L/R	5'10"	180	02/07/2002	Santiago, Dominican Republic	Portland (AA) New Hampshire (AA) Dunedin (A)	.263 .294 .000	69 4 6	243 17 18	33 1 0	64 5 0	16 0 0	3 0 0	3 0 0	35 1 0	29 0 0	60 6 4	10 1 0	
16	STEFANIC, Michael	R/R	5'10"	185	24/02/1996	Boise, ID	Los Angeles (AL) Salt Lake (AAA) ACL Angels (Rk)	.218 .389 .286	40 40 4	110 157 7	8 27 0	24 61 2	4 13 0	0 0 0	0 2 0	0 8 2	0 10 2	20 16 4	0 0 0	1,063
86	THOTTA, Riley	R/R	6'3"	210	21/08/1998	South Bend, IN	Buffalo (AAA) New Hampshire (AA) Dunedin (A)	.240 .286 .235	85 18 7	287 56 17	40 11 7	69 16 4	15 2 1	1 2 0	12 8 1	49 16 5	45 19 6	96 2 6	6 2 6	

#	OUTFIELDERS (3)	B-T	HT	WT	Birthdate	Birthplace	2024 Clubs	AVG	G	AB	R	H	2B	3B	HR	RBI	BB	SO	SB	MLS
83	RODEN, Alan	L/R	6'0"	220	22/12/1999	Middletown, WI	Buffalo (AAA) New Hampshire (AA)	.314 .267	71 54	245 106	41 31	77 55	11 15	3 9	7 9	48 29	35 34	41 8	6 6	
89	SCHRECK, RJ	L/R	6'0"	210	12/07/2000	Los Angeles, CA	Arkansas (AA) New Hampshire (AA) Everett (A+) Cleveland	.143 .255 .261 .250	8 28 78 7	28 94 276 4	4 17 48 4	4 24 72 2	1 8 20 0	1 1 0 0	1 5 12 0	4 18 44 0	1 16 57 0	4 7 47 0	1 5 7 2	4,125
3	STRAW, Myles	R/R	5'10"	180	17/10/1994	Garden Grove, CA	Columbus (AAA)	.240	123	434	62	104	18	6	3	47	53	95	30	

2025 TORONTO BLUE JAYS SPRING ROSTER

BY POSITION, NUMERICAL & ALPHABETICAL

BY POSITION

PITCHERS - 35 (22 + 13 NR)

67 BARNES, Jacob: RHP (NR)
91 BASH, Andrew: RHP (NR)
40 BASSITT, Chris: RHP
66 BASTARDO, Angel: RHP
17 BERRIOS, José: RHP
39 BLOSS, Jake: RHP
43 BURR, Ryan: RHP
69 ESTRADA, Lazaro: RHP (NR)
65 FISHER, Braydon: RHP (NR)
85 FLUHARTY, Mason: RHP (NR)
44 FRANCIS, Bowden: RHP
93 GARCIA, Yimi: RHP
34 GAUSMAN, Kevin: RHP
63 GOWDY, Kevin: RHP (NR)
57 GREEN, Chad: RHP
23 HOFFMAN, Jeff: RHP
76 JENNINGS, Ryan: RHP (NR)
77 JUENGER, Hayden: RHP (NR)
90 KLOFFENSTEIN, Adam: RHP (NR)
58 LAUER, Eric: LHP (NR)
54 LITTLE, Brendon: LHP
68 LOVELADY, Richard: LHP (NR)
62 LUCAS, Easton: LHP
64 MACKO, Adam: LHP
6 MANOAH, Alek: RHP
45 NANCE, Tommy: RHP
71 PARDINHO, Eric: RHP (NR)
56 POP, Zach: RHP
33 ROBERTSON, Nick: RHP
29 RODRIGUEZ, Yariel: RHP
52 SANDLIN, Nick: RHP
31 SCHERZER, Max: RHP
50 SWANSON, Erik: RHP
21 WALKER, Josh: LHP
35 YARBROUGH, Ryan: LHP (NR)

CATCHERS - 9 (2 + 7 NR)

60 BETHANCOURT, Christian (NR)
92 BROOKS, Robert (NR)
70 CLARKE, Phil (NR)
55 HEINEMAN, Tyler
30 KIRK, Alejandro
75 SANCHEZ, Ali (NR)
87 SHARP, Jacob (NR)
72 SOSA, Andres (NR)
94 WHATLEY, Matt: C (NR)

INFIELDERS - 14 (8 + 6 NR)

47 BARGER, Addison
11 BICHETTE, Bo
22 CLEMENT, Ernie
0 GIMENEZ, Andrés
27 GUERRERO Jr., Vladimir
49 JIMENEZ, Leo
73 KASEVICH, Josh (NR)
13 MARTINEZ, Orelvis
84 McADOO, Charles (NR)
81 NUNEZ, Rainer (NR)
74 PAULINO, Eddinson (NR)
16 STEFANIC, Michael (NR)
86 TIROTTA, Riley (NR)
7 WAGNER, Will

OUTFIELDERS - 11 (8 + 3 NR)

37 BERRIOA, Steward
8 CLASE, Jonatan
10 LOPERFIDO, Joey
38 LUKES, Nathan
83 RODEN, Alan (NR)
25 SANTANDER, Anthony
36 SCHNEIDER, Davis
89 SCHRECK, RJ (NR)
4 SPRINGER, George
3 STRAW, Myles (NR)
5 VARSHO, Daulton

(NR) Non-Roster Invitee

NUMERICAL

0 GIMENEZ, Andrés: INF
3 STRAW, Myles: OF (NR)
4 SPRINGER, George: OF
5 VARSHO, Daulton: OF
6 MANOAH, Alek: RHP
7 WAGNER, Will: INF
8 CLASE, Jonatan: OF
10 LOPERFIDO, Joey: OF
11 BICHETTE, Bo: INF
13 MARTINEZ, Orelvis: INF
16 STEFANIC, Michael: INF (NR)
17 BERRIOS, José: RHP
21 WALKER, Josh: LHP
22 CLEMENT, Ernie: INF
23 HOFFMAN, Jeff: RHP
25 SANTANDER, Anthony: OF
27 GUERRERO Jr., Vladimir: INF
29 RODRIGUEZ, Yariel: RHP
30 KIRK, Alejandro: C
31 SCHERZER, Max: RHP
33 ROBERTSON, Nick: RHP
34 GAUSMAN, Kevin: RHP
35 YARBROUGH, Ryan: LHP (NR)
36 SCHNEIDER, Davis: UTIL
37 BERRIOA, Steward: OF
38 LUKES, Nathan: OF
39 BLOSS, Jake: RHP
40 BASSITT, Chris: RHP
43 BURR, Ryan: RHP
44 FRANCIS, Bowden: RHP
45 NANCE, Tommy: RHP
47 BARGER, Addison: UTIL
49 JIMENEZ, Leo: INF
50 SWANSON, Erik: RHP
52 SANDLIN, Nick: RHP
54 LITTLE, Brendon: LHP
55 HEINEMAN, Tyler: C
56 POP, Zach: RHP
57 GREEN, Chad: RHP
58 LAUER, Eric: LHP (NR)
60 BETHANCOURT, Christian: C (NR)
62 LUCAS, Easton: LHP
63 GOWDY, Kevin: RHP (NR)
64 MACKO, Adam: LHP
65 FISHER, Braydon: RHP (NR)
66 BASTARDO, Angel: RHP
67 BARNES, Jacob: RHP (NR)
68 LOVELADY, Richard: LHP (NR)
69 ESTRADA, Lazaro: RHP (NR)
70 CLARKE, Phil: C (NR)
71 PARDINHO, Eric: RHP (NR)
72 SOSA, Andres: C (NR)
73 KASEVICH, Josh: INF (NR)
74 PAULINO, Eddinson: INF (NR)
75 SANCHEZ, Ali: C (NR)
76 JENNINGS, Ryan: RHP (NR)
77 JUENGER, Hayden: RHP (NR)
81 NUNEZ, Rainer: INF (NR)
83 RODEN, Alan: OF (NR)
84 McADOO, Charles: INF (NR)
85 FLUHARTY, Mason: LHP (NR)
86 TIROTTA, Riley: INF (NR)
87 SHARP, Jacob: C (NR)
89 SCHRECK, RJ: OF (NR)
90 KLOFFENSTEIN, Adam: RHP (NR)
91 BASH, Andrew: RHP (NR)
92 BROOKS, Robert: C (NR)
93 GARCIA, Yimi: RHP
94 WHATLEY, Matt: C (NR)

MANAGER

14 SCHNEIDER, John

COACHES

46 MATTINGLY, Don: Bench Coach
15 HALE, DeMarlo: Associate Manager
41 WALKER, Pete: Pitching
79 POPKINS, David: Hitting
53 BUDZINSKI, Mark: First Base
51 FEBLES, Carlos: Third Base
82 JOHNSON, Graham: Bullpen
88 GREENE, Sam: Asst. Pitching
80 IANNOTTI, Lou: Assistant Hitting
59 MENSE, Hunter: Assistant Hitting
LANNAN, John: Mental Performance

ALPHABETICAL

47 BARGER, Addison: UTIL
67 BARNES, Jacob: RHP (NR)
91 BASH, Andrew: RHP (NR)
40 BASSITT, Chris: RHP
66 BASTARDO, Angel: RHP
17 BERRIOS, José: RHP
37 BERRIOA, Steward: OF
60 BETHANCOURT, Christian: C (NR)
11 BICHETTE, Bo: INF
39 BLOSS, Jake: RHP
92 BROOKS, Robert: C (NR)
43 BURR, Ryan: RHP
70 CLARKE, Phil: C (NR)
8 CLASE, Jonatan: OF
22 CLEMENT, Ernie: UTIL
69 ESTRADA, Lazaro: RHP (NR)
65 FISHER, Braydon: RHP (NR)
85 FLUHARTY, Mason: RHP (NR)
44 FRANCIS, Bowden: RHP
93 GARCIA, Yimi: RHP
34 GAUSMAN, Kevin: RHP
0 GIMENEZ, Andrés: INF
63 GOWDY, Kevin: RHP (NR)
57 GREEN, Chad: RHP
27 GUERRERO Jr., Vladimir: INF
55 HEINEMAN, Tyler: C
21 HOFFMAN, Jeff: RHP
76 JENNINGS, Ryan: RHP (NR)
49 JIMENEZ, Leo: INF
77 JUENGER, Hayden: RHP (NR)
73 KASEVICH, Josh: INF (NR)
30 KIRK, Alejandro: C
90 KLOFFENSTEIN, Adam: RHP (NR)
58 LAUER, Eric: LHP (NR)
54 LITTLE, Brendon: LHP
10 LOPERFIDO, Joey: OF
68 LOVELADY, Richard: LHP (NR)
62 LUCAS, Easton: LHP
38 LUKES, Nathan: OF
64 MACKO, Adam: LHP
6 MANOAH, Alek: RHP
13 MARTINEZ, Orelvis: INF
84 McADOO, Charles: INF (NR)
45 NANCE, Tommy: RHP
81 NUNEZ, Rainer: INF (NR)
71 PARDINHO, Eric: RHP (NR)
74 PAULINO, Eddinson: INF (NR)
56 POP, Zach: RHP
33 ROBERTSON, Nick: RHP
83 RODEN, Alan: OF (NR)
29 RODRIGUEZ, Yariel: RHP
75 SANCHEZ, Ali: C (NR)
52 SANDLIN, Nick: RHP
25 SANTANDER, Anthony: OF
31 SCHERZER, Max: RHP
36 SCHNEIDER, Davis: UTIL
89 SCHRECK, RJ: OF (NR)
87 SHARP, Jacob: C (NR)
72 SOSA, Andres: C (NR)
4 SPRINGER, George: OF
16 STEFANIC, Michael: INF (NR)
3 STRAW, Myles: OF (NR)
50 SWANSON, Erik: RHP
86 TIROTTA, Riley: INF (NR)
5 VARSHO, Daulton: OF
7 WAGNER, Will: INF
21 WALKER, Josh: LHP
94 WHATLEY, Matt: C (NR)
35 YARBROUGH, Ryan: LHP (NR)

BULLPEN CATCHERS

61 ANDREPOULOS, Alex
78 HURTADO, Luis

BIOGRAPHIES

LAST SEASON

HISTORY

RECORDS

OPPONENTS

PLAYER DEV.

MEDIA & MISC.



HOW THE 2025 BLUE JAYS WERE BUILT 40-MAN ROSTER

TRADES (15)

José Berrios – from the Minnesota Twins in exchange for INF Austin Martin and RHP Simeon Woods Richardson on July 30, 2021

Jake Bloss – from the Houston Astros along with OF Joey Loperfido and INF Will Wagner in exchange for LHP Yusei Kikuchi on July 29, 2024

Ryan Burr – from the Philadelphia Phillies in exchange for cash considerations on May 30, 2024

Jonatan Clase – from the Seattle Mariners along with C Jacob Sharp in exchange for RHP Yimi García on July 26, 2024

Bowden Francis – from the Milwaukee Brewers along with RHP Trevor Richards in exchange for 1B Rowdy Tellez on July 6, 2021

Andrés Giménez – from the Cleveland Guardians along with RHP Nick Sandlin in exchange for INF Spencer Horwitz and OF Nick Mitchell on Dec. 10, 2024

Brendon Little – from the Chicago Cubs in exchange for cash considerations on November 6, 2023

Joey Loperfido – from the Houston Astros along with RHP Jake Bloss and INF Will Wagner in exchange for LHP Yusei Kikuchi on July 29, 2024

Adam Macko – from the Seattle Mariners along with RHP Erik Swanson in exchange for OF Teoscar Hernández on Nov. 16, 2022

Tommy Nance – from the San Diego Padres in exchange for cash considerations on Aug. 7, 2024

Zach Pop – from the Miami Marlins along with RHP Anthony Bass and a player to be named later in exchange for INF Jordan Groshans on Aug. 2, 2022

Nick Sandlin – from the Cleveland Guardians along with INF Andrés Giménez in exchange for INF Spencer Horwitz and OF Nick Mitchell on Dec. 10, 2024

Erik Swanson – from the Seattle Mariners along with LHP Adam Macko in exchange for Teoscar Hernández on Nov. 16, 2022

Daulton Varsho – from the Arizona Diamondbacks in exchange for C Gabriel Moreno and OF Lourdes Gurriel Jr. on Dec. 23, 2022

Will Wagner – from the Houston Astros along with RHP Jake Bloss and OF Joey Loperfido in exchange for LHP Yusei Kikuchi on July 29, 2024

FREE AGENTS (12)

Chris Bassitt – signed on Dec. 16, 2022

Ernie Clement – signed on Mar. 14, 2023

Yimi García – signed on Dec. 13, 2024

Kevin Gausman – signed on Dec. 1, 2021

Chad Green – signed on Jan. 31, 2023

Jeff Hoffman – signed on Jan. 10, 2025

Nathan Lukes – signed on Nov. 29, 2021

Yariel Rodríguez – signed on Feb. 9, 2024

Anthony Santander – signed on Jan. 20, 2025

Max Scherzer – signed on Feb. 4, 2025

George Springer – signed on Jan. 23, 2021

Josh Walker – signed on Dec. 20, 2024

INTERNATIONAL FREE AGENTS (5)

Steward Berroa – signed on July 4, 2016

Vladimir Guerrero Jr. – signed on July 2, 2015

Leo Jiménez – signed on July 2, 2017

Alejandro Kirk – signed on Sept. 24, 2016

Orelvis Martínez – signed on July 4, 2018

FIRST-YEAR PLAYER DRAFT (4)

Addison Barger – 6th round in 2018

Bo Bichette – 2nd round in 2016

Alek Manoah – 1st round in 2019

Davis Schneider – 28th round in 2017

RULE 5 DRAFT (1)

Angel Bastardo – from the Boston Red Sox in 2024

WAIVERS (3)

Tyler Heineman – from the Boston Red Sox on Sept 17, 2024

Easton Lucas – from the Detroit Tigers on Aug. 19, 2024

Nick Robertson – from the Los Angeles Angels on Sept. 17, 2024





2024 SEASON IN REVIEW

VLADIMIR GUERRERO JR.

2024 SEASON IN REVIEW

BIOGRAPHIES

LAST SEASON

HISTORY

RECORDS

OPPONENTS

PLAYER DEV.

MEDIA & MISC.

2024 AT A GLANCE

Record	74-88, 5th, 20.0 GB
Franchise Record	3761-3788-3
Under John Schneider	209-189
Home Attendance (Total/Average)	2,681,236/33,102
vs. LHS/RHS	14-22/60-66
Blue Jays/Opponents Scored First	51-23/23-65
Games Decided in Final AB/Walk-Off	11-18/5-9
One-Run Games	19-30
Home/Road	39-42/35-46
Series Record/Home/Road	17-29-6/10-14-2/7-15-4
Series Openers/Finales	21-31/25-27
After 7.0, Ahead/Tied/Trailing	64-11/6-3/4-73
After 8.0, Ahead/Tied/Trailing	65-6/7-7/2-74
Extra-Inning Games/Home/Road	5-5/2-3/3-3
vs. East/Central/West/NL	21-31/13-19/20-12/20-26
Pre/Post All-Star Break	45-52/29-36
Committed No Errors/1+ Errors	51-41/23-47
Hit 0 HR/1+ HR/2+ HR	18-44/56-44/23-15
More/Fewer Hits than Opponent	54-18/12-58
Shutout Games	9-9
Come-From-Behind Wins	25

2024 AT ROGERS CENTRE

Blue Jays Runs/Home Runs	334/80
Opponents Runs/Home Runs	395/100
W-L at Home (2023/2022)	39-42/43-38

DOING VLAD THINGS:

- Vladimir Guerrero Jr. hit a career-high .323 over 159 games this season, recording career-bests in hits (199), doubles (44), and intentional walks (12), while swatting 30 homers and driving in 103 (940 OPS)...Joined Carlos Delgado (2000) as the only players in franchise history to hit at least .320 and belt 30+ homers in a single season... The 199 hits were 6th-most in a single season in franchise history, and the most by a Blue Jay since Vernon Wells in 2003 (215).
- The Montreal, QC, native finished the 2024 campaign ranking 2nd in the Majors in AVG, 3rd in hits, 3rd in OBP (.396), 4th in total bases (335), T-4th in doubles (44), 6th in OPS, T-7th in extra-base hits (75), and 9th in SLG (.544)...**Led the AL in hard-hit balls (287), 25 more than any other player** (Juan Soto - 262), trailing only Shohei Ohtani (288) for the most in MLB.
- The 25-year-old infielder recorded his third season of at least 30 home runs (2021, 2022, 2024), becoming the only player in franchise history to achieve the feat through his age-25 season...**Is the seventh player in AL history to record 700+ hits, 250+ extra-base hits, and 250+ walks over a four-year span at age-25 or younger, joining Mookie Betts (2015-18), Mike Trout (2012-15 & 2013-16), Ken Griffey Jr. (1990-93), Ted Williams (1939-42), Jimmie Fox (1929-32 & 1930-33), and Lou Gehrig (1925-28).**

MLB, BATTING AVERAGE - 2024

Rank	Player	AVG	Hits
1	Bobby Witt Jr.	.332	211
2	Vladimir Guerrero Jr.	.323	199
3	Aaron Judge	.322	180
4	Luis Arraez	.314	200
5	Shohei Ohtani	.310	197

GIDDY UP, GUERRERO:

- Guerrero Jr. was named to his 4th career All-Star Game this July in Arlington, TX, starting for the AL at first base for the 3rd time (2021, 2022, 2024)...Became the 4th player in franchise history to earn four consecutive all-star nods, and the 3rd to receive at least three fan elections to the Midsummer Classic.

THE SHAMAN WAS SHOVING:

- Bowden Francis was named the American League Pitcher of the Month for August for the first time in his career... Became the 2nd Blue Jay this season (José Berrios - March/April) and the 13th ever to receive the honour... Along with Berrios, marks the 4th time in franchise history where multiple monthly pitcher awards were won by Blue Jays, and the first time since Roy Halladay won for both May and September 2003.
- In the month of August, the Tallahassee, FL, native made a total of six appearances (five starts), going 4-1 with a 1.05 ERA (4 ER/34.1 IP), a 3.4% walk rate, a 33.1% strikeout rate, a 0.41 WHIP, and a .089 OPP AVG...**His 0.41 WHIP in the month of August is the lowest in a single month in MLB history** (min. 4GS).
- Over his final eight starts, Francis went 4-2 with a 1.33 ERA (8 ER/54.0 IP), a 0.50 WHIP, a 3.1% walk rate, and a 25.5% strikeout rate, while holding opponents to a .116 batting average...**His 0.60 WHIP since the All-Star break is the lowest single-season post-ASG WHIP in MLB history** (min. 10 starts).

MLB, SINGLE MONTH WHIP LEADERS - ALL-TIME

Rank	Team	WHIP	Month
1	Bowden Francis (TOR)	0.41	Aug. 2024
2	Jack Taylor (CHC)	0.47	Sept. 1902
3	Jacob deGrom (NYM)	0.48	June 2021
4	Woody Williams (STL)	0.50	Sept. 2001
5	Atlee Hammaker (SF)	0.50	April 1983
6	Triston McKenzie (CLE)	0.50	Aug. 2021

DOWN, BUT NOT OUT:

- In 2024, the Blue Jays scored 41.1% of their runs with two outs, the highest mark in the AL, trailing only the Brewers (42.7%) for the highest percentage in MLB... Is also the 2nd-highest single-season percentage in franchise history (41.3% in 1981).
- The offence racked up 160 extra-base hits with two outs this season, 5th-most among AL clubs, behind the Orioles (183), Red Sox (177), Tigers (165), and Twins (162).

MANAGING THINGS:

- John Schneider completed his second full season as Manager of the Blue Jays, now sitting at 209 career wins at the helm of the club, 6th-most in team history...Picked up his 200th career victory on Aug. 26 at BOS, becoming the 6th Blue Jays manager to reach the mark, and the 3rd-fastest to do so (369G), trailing only Cito Gaston (356G) and Jimmy Williams (366G).

CONNECTED TO THE CITY:

- This season saw the debut of the Blue Jays' City Connect uniforms, a series of jerseys created in collaboration with Nike that celebrates the deep-rooted history, culture, and spirit of each of the 30 MLB teams...The night they debuted, May 31st vs. PIT, Davis Schneider hit a two-run, walk-off home run in the bottom of the 14th inning, the 2nd-latest walk-off homer in franchise history (Anthony Alford - 15th inn. on Sept. 23, 2019 vs. BAL).



THE D-JAYS:

- **The Blue Jays racked up 102 Defensive Runs Saved in 2024, according to Sports Info Solutions, pacing all Major League teams for the second straight year (85 in 2023)...Their 189 DRS since the start of 2023 are 59 more than the next closest club (ML - 130)...** The team also sat 4th in MLB in Outs Above Average (27) and turned 125 double plays (T-6th in the AL).
- **For the second consecutive season, Daulton Varsho led all Major Leaguers with 28 Defensive Runs Saved (27 in 2023), five more than any other player (16 in CF, 12 in LF), despite missing the final two and a half weeks of the year with a shoulder injury...** Also sat 2nd in Outfield Jump (3.7 feet vs. avg) and T-6th in Outs Above Average (16).
- **Ernie Clement recorded 15 DRS this year, T-10th most in the Majors...** Of those 15 runs saved, nine were at the hot corner, 4th most among MLB third basemen.
- **Alejandro Kirk registered 13 DRS this year...** His 30 DRS since the start of 2023 trails only Patrick Bailey (33) for the most among MLB catchers...Threw out a career-high 25 attempted basestealers, the most by a Blue Jays backstop since Russell Martin (25 in 2015), and trailed only Cal Raleigh (26) for the most in MLB this year...Ranked 3rd in MLB in catcher strikes looking above average (114.72), T-5th in catcher framing runs (9), and 7th in strike rate (49.8%).

MLB, TEAM DEFENSIVE RUNS SAVED - 2024

Rank	Player	DRS	OAA
1	Toronto Blue Jays	102	24
2	Cleveland Guardians	89	11
3	Los Angeles Dodgers	66	-1
4	Milwaukee Brewers	64	31
5	Detroit Tigers	50	23

HORWITZ KEEPS HITTING:

- **Among qualified MLB rookies, Spencer Horwitz finished the 2024 season with a Majors-leading .357 on-base percentage...** Also ranked 4th in OPS (.790), 6th in AVG (.265), and 8th in SLG (.433)...Over his final 25 games, went 26-for-87 (.299) with nine extra-base hits, 14 RBI, and 11 walks (.880 OPS).
- **Among Blue Jays rookies with at least 380 PA's, his .357 on-base percentage this season sits 4th all-time, behind only Eric Hinske (.365 in 2002), John Olerud (.364 in 1990), and Cavan Biggio (.364 in 2019).**

YOUNG GUNS:

- **From the All-Star break to the end of the season, Blue Jays rookies led MLB in home runs (24) while sitting T-1st in doubles (49), 2nd in RBI (94), 3rd in walks (70), and 3rd in hits (189)...** On the season, Toronto rookies notched 241 hits, the 7th-most in a single season in team history, and more than the previous four years combined (177 from 2020-23).

STARTING SOMETHING:

- **From Aug. 1 onwards, Toronto's rotation led the Majors in OPP AVG (.214)...** Over that span, Blue Jays starters also sat 2nd in MLB in ERA (3.14), 2nd in WHIP (1.08), 3rd in OPP OBP (.281), 3rd in OPP OPS (.644), and 5th in OPP SLG (.363).
- **Blue Jays starters allowed three earned runs or fewer in 25 straight games from Aug. 28-Sept. 25, matching the franchise's longest streak from Aug. 9-Sept. 7, 2019...** The only MLB team with a longer such streak this season was the Braves from Aug. 11-Sept. 10, doing so in 29 consecutive games.

AL, TEAM QUALITY STARTS LEADERS - 2024

Rank	Team	QS	CG
1	Seattle Mariners	92	1
2	Kansas City Royals	76	2
3	Houston Astros	73	2
4	Toronto Blue Jays	68	3
5	Baltimore Orioles	68	0

CATCH ME IF YOU CAN:

- **As a team, the Blue Jays were successful on 81.8% (72-for-88) of their stolen base attempts this season, the 2nd-best mark among all American League teams (SEA - 83.3%)...** Is also the 3rd-highest single-season success rate in franchise history, trailing only the 2020 (84.6%) and 1995 (82.4%) campaigns.

AL, TEAM STOLEN BASE % LEADERS - 2024

Rank	Player	SB%	CS
1	Seattle Mariners	83.3	28
2	Toronto Blue Jays	81.8	16
3	Kansas City Royals	81.2	31
4	Baltimore Orioles	79.7	25
5	Texas Rangers	79.5	25

LA MAKINA:

- **José Berrios set a career-high with 16 wins this season, surpassing his previous best of 14 set in 2017 & 2019...** Made 32 starts for the 4th straight season...Excluding the shortened 2020 season, Berrios and Aaron Nola are the only pitchers to make at least 32 starts in each of the last six full seasons...His 3.60 ERA was the 2nd-lowest mark of his career (3.52 in 2021)...His 21 quality starts matched a career-best set in 2019 and were tied for 5th most in the American League.
- **The Bayamon, PR, native was named the AL's Pitcher of the Month for March/April, his first career monthly honour, and the 4th-ever Puerto Rican-born pitcher to win (last: Javier Vázquez in Sept. 2011)...** Posted a 1.44 ERA over 43.2 innings with a 1.01 WHIP, a .204 opponents' average, and six quality starts.

HE'S THE GAUS-MAN:

- **Kevin Gausman made 31 starts this season, posting a 3.83 ERA over 181.0 innings with 162 strikeouts...** Became the 3rd pitcher in franchise history to make 30+ starts in each of his first three seasons with the team, joining Mark Buehrle (2013-2015) and R.A. Dickey (2013-2015)...Over his final 14 starts, went 8-4 while posting a 2.90 ERA (29 ER/90.0 IP) with 71 strikeouts, a 1.10 WHIP, and a .207 opponent batting average.
- **Picked up his 100th career win on Aug. 25 vs. LAA, tossing 7.0 frames of one-run ball with two hits, no walks, and 10 strikeouts...** Has recorded 17 double-digit strikeout games in a Blue Jays uniform, trailing only Roger Clemens (25) for the most in TOR history.

YARIEL OF A YEAR:

- **Yariel Rodríguez completed his first MLB season after signing a five-year, \$32 million deal with the Blue Jays in February...** Made a total of 21 starts this season, the most by a Blue Jays rookie since Trent Thornton made 29 starts in 2019...Posted an 8.83 K/9 this year, the 2nd-highest among Blue Jays rookies in franchise history (min. 20 starts), trailing only Alek Manoah (10.24 K/9 in 2021).

WILL WAGON:

- **Will Wagner made his MLB debut on Aug. 12 at LAA (before appearing in the June 26 suspended game at BOS on Aug. 26)...** Recorded his first career MLB hit in his first at-bat in Anaheim with a double off RHP Davis Daniel in the 2nd inning, before notching his first career RBI with a single in the 3rd, and singling again in the 5th...Finished the night 3-for-4 with an RBI, the 4th Blue Jay in franchise history to record three hits in their MLB debut, joining J.P. Arenchiba (June 7, 2010 vs. TB), Pat Borders (April 6, 1988 at KC), and Danny Ainge (May 21, 1979 vs. CLE)...Hit .305 across 24 MLB contests before finishing the season on the injured list with left knee inflammation, recording six doubles, two homers, and 11 RBI (.788 OPS).



GETTING THE LEO OF THE LAND:

- Leo Jiménez appeared in 63 games in his rookie season, batting .229 with 11 doubles, four homers, 19 RBI, 12 walks, and 16 hit-by-pitches (.686 OPS)...The 16 HBP's ranked T-6th in the American League, despite not making his MLB debut until July 4 (before appearing in the June 26 suspended game at BOS on Aug. 26)...The 16 HBP's are also the 2nd most in a single season by a Blue Jays rookie in franchise history, behind only Reed Johnson's 20 in 2003.

NATE THE GREAT:

- Nathan Lukes smacked his first career home run on Sept. 28 vs. MIA, sending a solo shot over the right-field wall off of RHP Xzavien Curry in the bottom of the 1st inning... Became the 4th-oldest player in franchise history to hit his first career home run (30y, 78d), trailing only Munenori Kawasaki (32y, 18d), Ken Huckaby (31y, 160d), and Howie Clark (30y, 116d).

A FLURRY OF ACTIVITY:

- The Blue Jays were the most active organization at this year's trade deadline...From July 26-30, the Blue Jays dealt eight Major Leaguers while acquiring the following 14 players over a series of eight trades with seven other teams:
- **Pitchers:** RHP Gilberto Batista, RHP Jake Bloss, LHP Ryan Yarbrough
- **Infielders:** Cutter Coffey, Charles McAdoo, Eddinson Paulino, Josh Rivera, Will Wagner
- **Outfielders:** Jonatan Clase, Joey Loperfido, Yohendrick Pinango, RJ Schreck
- **Utility:** Jay Harry
- **Catcher:** Jacob Sharp

GOING ON THE OFFENSIVE:

- Toronto hitters ranked 3rd among AL clubs in doubles (280) this season...The Blue Jays also sat 3rd in the AL in walks (510), 4th in fewest strikeouts (1,233), 6th in OBP (.313), 7th in extra-base hits (462), 7th in hits (1,306), 7th in AVG (.241), 8th in OPS (.703), 8th in pitches/PA (3.87), and 9th in SLG (.389).

WE'RE GOING BACK-TO-BACK:

- With the team trailing, 4-3, in the bottom of the 9th inning on Aug. 23 vs. LAA, Joey Loperfido and Addison Barger smashed back-to-back solo homers to pick up the team's fourth of five walk-off wins this season...Was the fourth time in franchise history the team has hit back-to-back homers to walk off a game, and just the third time in MLB history that the feat had been accomplished by a pair of rookies (Andy Ibáñez & Jonah Heim on Aug. 1, 2021, and Ryan O'Hearn & Hunter Dozier on Aug. 24, 2018).

ENTERTAINMENT VALUE:

- Toronto went 20-26 against National League opponents this year...Since the beginning of the 2021 season, the Blue Jays have gone 77-55 in interleague games (.583%), tied for the 4th-best winning percentage in the Majors over that span.
- The Blue Jays have hit 734 home runs all-time in Inter-league Play, trailing only the Yankees (736) for the most among all 30 teams in the Majors.

THREE'S COMPANY:

- The Blue Jays recorded 26 triples this season, their most in a single campaign since 2011 (34)...The 26 triples ranked 5th among AL clubs (T-10th in MLB).

WEST COAST DOMINANCE:

- Toronto ended the season series against the LA Angels with a perfect 7-0 record, marking the first time in franchise history that Toronto has finished a season series with at least seven wins and no losses against any single opponent...Outscored the Halos by a 40-15 margin, sur-rendering no more than four runs in any single contest.

NOW, WHERE WERE WE?:

- The first of two games played on Aug. 26 at Fenway Park was the resumption of a suspended game from June 26, 2024...Things picked up where they left off, with the Blue Jays at bat in the top of the 2nd inning with a runner at first base, one out, and an 0-1 count...Marked the resumption of the club's 6th-ever suspended game, with each of the previous five being completed the day following the suspension.
- The two month pause between the start and the completion of the game allowed for some statistical anomalies, namely seeing Danny Jansen appear in the game for both Toronto & Boston, while Leo Jiménez and Will Wagner have now played in a Major League game prior to their respective MLB Debuts...Additionally, Joey Loperfido suited up for both the Astros and the Blue Jays on the same day, 34 days before coming to Toronto in a deadline deal with Houston.

TOR, BACK-TO-BACK HR TO WIN VIA WALK-OFF - ALL-TIME

Players	Date	Inning
J. Loperfido/A. Barger	Aug. 23, 2024 vs. LAA	9th
L. Gurriel Jr./J. Smoak	Aug. 20, 2018 vs. TB	9th
J. Smoak/K. Morales	July 26, 2017 vs. OAK	9th
C. Johnson/B. Martínez	June 14, 1986 vs. DET	9th



2024 MAJOR LEAGUE STANDINGS

A.L. EAST	WON	LOST	PCT.	GB	LAST 10 GAMES	STREAK	HOME	ROAD	vs EAST	vs CENT	vs WEST	vs N.L.
z-NY Yankees	94	68	.580	-	5-5	W1	44-37	50-31	26-26	24-7	21-12	23-23
w-Baltimore	91	71	.562	3.0	7-3	W3	44-37	47-34	32-20	21-11	18-14	20-26
Boston	81	81	.500	13.0	5-5	W1	38-43	43-38	25-27	16-17	19-12	21-25
Tampa Bay	80	82	.494	14.0	6-4	L1	42-39	38-43	26-26	14-18	14-18	26-20
Toronto	74	88	.457	20.0	2-8	L3	39-42	35-46	21-31	13-19	20-12	20-26

A.L. CENTRAL	WON	LOST	PCT.	GB	LAST 10 GAMES	STREAK	HOME	ROAD	vs EAST	vs CENT	vs WEST	vs N.L.
y-Cleveland	92	69	.571	-	5-5	L2	50-30	42-39	18-15	30-22	20-10	24-22
w-Kansas City	86	76	.531	6.5	4-6	W1	45-36	41-40	14-18	33-19	16-16	23-23
w-Detroit	86	76	.531	6.5	7-3	L2	43-38	43-38	20-12	28-24	16-16	22-24
Minnesota	82	80	.506	10.5	2-8	L4	43-38	39-42	10-21	29-23	25-8	18-28
Chi White Sox	41	121	.253	51.5	5-5	W2	23-58	18-63	10-22	10-42	10-22	11-35

A.L. WEST	WON	LOST	PCT.	GB	LAST 10 GAMES	STREAK	HOME	ROAD	vs EAST	vs CENT	vs WEST	vs N.L.
y-Houston	88	73	.547	-	6-4	W2	46-35	42-38	19-14	18-12	29-23	22-24
Seattle	85	77	.525	3.5	8-2	W4	49-32	36-45	13-19	14-18	32-20	26-20
Texas	78	84	.481	10.5	5-5	W3	44-37	34-47	14-17	20-13	25-27	19-27
Oakland	69	93	.429	19.5	3-7	L3	38-43	31-50	12-20	10-22	23-29	24-22
LA Angels	63	99	.389	25.5	1-9	L6	32-49	31-50	10-22	10-22	21-31	22-24

N.L. EAST	WON	LOST	PCT.	GB	LAST 10 GAMES	STREAK	HOME	ROAD	vs EAST	vs CENT	vs WEST	vs A.L.
y-Philadelphia	95	67	.586	-	4-6	W1	54-27	41-40	29-23	18-14	22-10	26-20
w-Atlanta	89	73	.549	6.0	7-3	W1	46-35	43-38	28-24	13-17	17-17	31-15
w-NY Mets	89	73	.549	6.0	5-5	L1	46-35	43-38	30-22	18-14	17-15	24-22
Washington	71	91	.438	24.0	3-7	L1	38-43	33-48	25-27	15-18	10-21	21-25
Miami	62	100	.383	33.0	6-4	W4	30-51	32-49	18-34	12-21	13-18	19-27

N.L. CENTRAL	WON	LOST	PCT.	GB	LAST 10 GAMES	STREAK	HOME	ROAD	vs EAST	vs CENT	vs WEST	vs A.L.
y-Milwaukee	93	69	.574	-	5-5	L1	47-34	46-35	15-15	32-20	15-19	31-15
Chi Cubs	83	79	.512	10.0	6-4	L1	44-37	39-42	17-16	23-29	16-15	27-19
St. Louis	83	79	.512	10.0	6-4	W1	44-37	39-42	15-16	26-26	18-15	24-22
Cincinnati	77	85	.475	16.0	3-7	W1	39-42	38-43	17-15	24-28	15-17	21-25
Pittsburgh	76	86	.469	17.0	5-5	L1	39-42	37-44	20-14	25-27	10-20	21-25

N.L. WEST	WON	LOST	PCT.	GB	LAST 10 GAMES	STREAK	HOME	ROAD	vs EAST	vs CENT	vs WEST	vs A.L.
z-LA Dodgers	98	64	.605	-	8-2	W5	52-29	46-35	19-12	18-15	31-21	30-16
w-San Diego	93	69	.574	5.0	7-3	L1	45-36	48-33	17-15	22-10	27-25	27-19
Arizona	89	73	.549	9.0	5-5	W1	44-37	45-36	18-15	19-12	28-24	24-22
San Francisco	80	82	.494	18.0	6-4	L1	42-39	38-43	16-17	15-16	26-26	23-23
Colorado	61	101	.377	37.0	2-8	L3	37-44	24-57	11-20	12-21	18-34	20-26

z – CLINCHED BEST RECORD IN LEAGUE

y – CLINCHED DIVISION TITLE

w – CLINCHED WILD CARD

WILD CARD STANDINGS

AMERICAN LEAGUE

AL East	W	L	PCT	WCGB	L10	STRK	HOME	ROAD	RS	RA	DIFF
z-NY Yankees	94	68	.580	-	5-5	W1	44-37	50-31	815	668	147
AL Central	W	L	PCT	WCGB	L10	STRK	HOME	ROAD	RS	RA	DIFF
y-Cleveland	92	69	.571	-	5-5	L2	50-30	42-39	708	621	87
AL West	W	L	PCT	WCGB	L10	STRK	HOME	ROAD	RS	RA	DIFF
y-Houston	88	73	.547	-	6-4	W2	46-35	42-38	740	649	91
Wild Card	W	L	PCT	WCGB	L10	STRK	HOME	ROAD	RS	RA	DIFF
w-Baltimore	91	71	.562	+5.0	7-3	W3	44-37	47-34	786	699	87
w-Kansas City	86	76	.531	-	4-6	W1	45-36	41-40	735	644	91
w-Detroit	86	76	.531	-	7-3	L2	43-38	43-38	682	642	40
Seattle	85	77	.525	1.0	8-2	W4	49-32	36-45	676	607	69

NATIONAL LEAGUE

NL East	W	L	PCT	WCGB	L10	STRK	HOME	ROAD	RS	RA	DIFF
y-Philadelphia	95	67	.586	-	4-6	W1	54-27	41-40	784	671	113
NL Central	W	L	PCT	WCGB	L10	STRK	HOME	ROAD	RS	RA	DIFF
y-Milwaukee	93	69	.574	-	5-5	L1	47-34	46-35	777	641	136
NL West	W	L	PCT	WCGB	L10	STRK	HOME	ROAD	RS	RA	DIFF
z-LA Dodgers	98	64	.605	-	8-2	W5	52-29	46-35	842	686	156
Wild Card	W	L	PCT	WCGB	L10	STRK	HOME	ROAD	RS	RA	DIFF
w-San Diego	93	69	.574	+4.0	7-3	L1	45-36	48-33	760	669	91
w-Atlanta	89	73	.549	-	7-3	W1	46-35	43-38	704	607	97
w-NY Mets	89	73	.549	-	5-5	L1	46-35	43-38	768	697	71
Arizona	89	73	.549	-	5-5	W1	44-37	45-36	886	788	98



2024 DAY-BY-DAY RESULTS

BIOGRAPHIES

LAST SEASON

HISTORY

RECORDS

OPPONENTS

PLAYER DEV.

MEDIA & MISC.

wo = walk-off

Date	G#	at	OPP	W/L	Score	Winner	Loser	Save	Record	POS	GB/GA	Att	Total Home	Total Road
March 28	1	at	TB	W	8-2	J. Berrios	Z. Eflin		1-0	T1	0	25,025	0	25,025
March 29	2n	at	TB	L	2-8	A. Civala	C. Bassitt		1-1	T3	-1	18,653	0	43,678
March 30	3	at	TB	L	1-5	Z. Littell	Y. Kikuchi		1-2	T4	-2	18,905	0	62,583
March 31	4	at	TB	W	9-2	M. White	S. Armstrong		2-2	T3	-2	14,875	0	77,458
April 1	5n	at	HOU	L	0-10	R. Blanco	B. Francis		2-3	T4	-3	27,285	0	104,743
April 2	6n	at	HOU	W	2-1	C. Green	J. Hader		3-3	T4	-2	28,811	0	133,554
April 3	7n	at	HOU	L	0-8	C. Javier	C. Bassitt		3-4	T4	-3	26,279	0	159,833
April 4					**** Off Day ****									
April 5	8	at	NYN	W	3-0	Y. Garcia	C. Ferguson	C. Green	4-4	4	-2	47,812	0	207,645
April 6	9n	at	NYN	L	8-9	L. Weaver	K. Gausman	C. Holmes	4-5	T4	-3	42,250	0	249,895
April 7	10	at	NYN	L	3-8	J. Cousins	B. Francis	D. Santana	4-6	5	-4	40,569	0	290,464
April 8	11n	SEA	W	5-2	J. Berrios	L. Castillo			5-6	T4	-4	40,069	40,069	290,464
April 9	12n	SEA	W	3-0	C. Bassitt	G. Kirby	C. Green		6-6	T4	-4	31,310	71,379	290,464
April 10	13	SEA	L	1-6	A. Munoz	T. Mayza			6-7	5	-4	22,960	94,339	290,464
April 11					**** Off Day ****									
April 12	14n	COL	L	4-12	R. Feltner	K. Gausman	D. Hudson		6-8	5	-4.5	29,035	123,374	290,464
April 13	15	COL	W	5-3	B. Francis	D. Hudson	Y. Garcia		7-8	5	-5	31,472	154,846	290,464
April 14	16	COL	W	5-0	J. Berrios	K. Freeland			8-8	5	-4	27,481	182,327	290,464
April 15	17n	NYN	W	3-1	C. Bassitt	L. Gil	Y. Garcia		9-8	T3	-3	30,962	213,289	290,464
April 16	18n	NYN	W	5-4	Y. Kikuchi	C. Rodon	J. Romano		10-8	T3	-2	31,175	244,464	290,464
April 17	19	NYN	L	4-6	V. Gonzalez	E. Swanson	C. Holmes		10-9	T3	-3	30,233	274,697	290,464
April 18					**** Off Day ****									
April 19	20n	at	SD	W	5-1	B. Francis	M. Waldron		11-9	3	-3	44,890	274,697	335,354
April 20	21n	at	SD	W	5-2	J. Berrios	R. Vasquez	J. Romano	12-9	3	-2	43,273	274,697	378,627
April 21	22	at	SD	L	3-6	J. Musgrove	C. Bassitt	R. Suarez	12-10	4	-3	44,527	274,697	423,154
April 22	23n	at	KC	W	5-3	Y. Kikuchi	B. Singer	J. Romano	13-10	T3	-2.5	10,004	274,697	433,158
April 23	24n	at	KC	L	2-3	C. Stratton	K. Gausman	J. McArthur	13-11	T3	-3	11,373	274,697	444,531
April 24	25n	at	KC	L	2-3	J. Schreiber	Y. Rodriguez	J. McArthur	13-12	4	-4	10,282	274,697	454,813
April 25	26	at	KC	L	1-2 (5)	C. Ragans	J. Berrios		13-13	T4	-4	9,740	274,697	464,553
April 26	27n	LAD	L	2-12	G. Stone	C. Bassitt			13-14	T4	-4	39,688	314,385	464,553
April 27	28	LAD	L	2-4	T. Glasnow	Y. Kikuchi	E. Phillips		13-15	T4	-5	39,405	353,790	464,553
April 28	29	LAD	W	6-1	K. Gausman	M. Grove	J. Romano		14-15	4	-5	39,053	392,843	464,553
April 29	30n	KC	W	3-5	G. Cabrera	J. Bowlan	N. Pearson		15-15	4	-4	29,879	422,722	464,553
April 30	31n	KC	L	1-4	C. Ragans	J. Berrios	J. McArthur		15-16	4	-5	27,189	449,911	464,553
May 1	32	KC	L	1-6	S. Lugo	C. Bassitt			15-17	4	-5	32,307	462,218	464,553
May 2					**** Off Day ****									
May 3	33n	at	WAS	L	3-9	J. Barnes	E. Swanson		15-18	T4	-6.5	22,856	482,218	487,409
May 4	34	at	WAS	W	6-3	K. Gausman	J. Irvin		16-18	T4	-6.5	22,836	482,218	510,245
May 5	35	at	WAS	L	8-11	H. Harvey	G. Cabrera	K. Finnegan	16-19	5	-7.5	18,363	482,218	528,608
May 6					**** Off Day ****									
May 7	36n	at	PHI	L	1-10	C. Sanchez	J. Berrios		16-20	5	-7.5	39,492	482,218	568,100
May 8	37	at	PHI	W	5-3	C. Bassitt	A. Nola	J. Romano	17-20	5	-7.5	34,681	482,218	602,781
May 9					**** Off Day ****									
May 10	38n	MIN	L	2-3	J. Ryan	Y. Kikuchi	G. Jax		17-21	5	-8.5	34,205	516,423	602,781
May 11	39	MIN	W	10-8	E. Swanson	J. Jackson	J. Romano		18-21	5	-8.5	35,069	551,492	602,781
May 12	40	MIN	L	1-5	B. Ober	A. Manoah			18-22	5	-8.5	32,200	583,692	602,781
May 13	41n	at	BAL	W	3-2 (10)	J. Romano	J. Webb		19-22	5	-7.5	24,358	583,692	627,139
May 14		at	BAL		**** Postponed ****									
May 15	42	at	BAL	L	2-3	D. Coulombe	J. Romano		19-23	5	-9	29,578	583,692	656,717
May 16					**** Off Day ****									
May 17	43n	TB	L	3-4	T. Alexander	C. Bassitt	P. Fairbanks		19-24	5	-10.5	32,640	616,332	656,717
May 18	44	TB	L	4-5	E. Ramirez	N. Pearson	G. Cleavinger		19-25	5	-11.5	34,416	650,748	656,717
May 19	45	TB	W	5-2	A. Manoah	A. Civala	J. Romano		20-25	5	-11.5	35,840	686,588	656,717
May 20	46	CHW	W	9-3	J. Berrios	E. Fedde			21-25	5	-10.5	36,993	723,581	656,717
May 21	47n	CHW	L	0-5	G. Crochet	Y. Kikuchi			21-26	5	-10.5	28,176	751,757	656,717
May 22	48n	CHW	W	9-2	C. Bassitt	N. Nastrini			22-26	5	-10.5	28,670	780,427	656,717
May 23	49n	at	DET	W	9-1	K. Gausman	J. Flaherty		23-26	5	-10.5	17,049	780,427	673,766
May 24	50n	at	DET	L	2-6	K. Maeda	A. Manoah	J. Foley	23-27	5	-11.5	27,160	780,427	700,926
May 25	51	at	DET	L	1-2	R. Olson	J. Berrios	T. Holton	23-28	5	-12.5	35,321	780,427	736,247
May 26	52	at	DET	L	11-14	M. Englert	J. Romano		23-29	5	-12.5	27,627	780,427	763,874
May 27	53	at	CHW	W	5-1	C. Bassitt	N. Nastrini		24-29	5	-12	14,993	780,427	778,867
May 28	54n	at	CHW	W	7-2	K. Gausman	J. Woodford		25-29	5	-11	11,852	780,427	792,719
May 29	55n	at	CHW	W	3-1	T. Richards	C. Flexen	J. Romano	26-29	5	-11	11,599	780,427	802,318
May 30					**** Off Day ****									
May 31	56n	PIT	W	5-3 (14)wo	G. Cabrera	K. Nicolas			27-29	5	-11.5	33,356	813,783	802,318
June 1	57	PIT	L	1-8	M. Keller	Y. Kikuchi	L. Ortiz		27-30	5	-12.5	36,484	850,267	802,318
June 2	58	PIT	W	5-4	C. Bassitt	C. Priestest	Y. Garcia		28-30	5	-12.5	34,887	885,154	802,318
June 3	59n	BAL	L	2-7	G. Rodriguez	K. Gausman			28-31	5	-13	23,842	908,996	802,318
June 4	60n	BAL	L	1-10	C. Burnes	G. Cabrera			28-32	5	-14	28,816	937,812	802,318
June 5	61n	BAL	W	3-2 wo	Y. Garcia	C. Kimbrel			29-32	5	-14	27,929	965,741	802,318
June 6	62	BAL	W	6-5	Y. Kikuchi	C. Povich	Y. Garcia		30-32	5	-14	39,215	1,004,956	802,318
June 7	63n	at	OAK	L	1-2	M. Miller	C. Green		30-33	5	-14	16,046	1,004,956	818,364
June 8	64	at	OAK	W	7-0	K. Gausman	L. Medina		31-33	T4	-13	9,285	1,004,956	827,649
June 9	65	at	OAK	W	6-4 (10)	Y. Garcia	A. Adams	G. Cabrera	32-33	4	-13	11,276	1,004,956	838,925
June 10	66n	at	MIL	L	1-3	C. Rea	J. Berrios	T. Megill	32-34	4	-14	24,381	1,004,956	863,308
June 11	67n	at	MIL	W	4-0	Y. Kikuchi	C. Rodriguez	Y. Garcia	33-34	T3	-14	25,253	1,004,956	888,559
June 12	68	at	MIL	L	3-5	T. Myers	Z. Pop	T. Megill	33-35	4	-15	30,444	1,004,956	919,003
June 13					**** Off Day ****									
June 14	69n	CLE	L	1-3	L. Allen	K. Gausman	E. Clase		33-36	4	-15.5	36,790	1,041,746	919,003
June 15	70	CLE	W	5-0	B. Francis	C. Carrasco			34-36	4	-14.5	39,318	1,081,064	919,003
June 16	71	CLE	W	7-6	J. Berrios	B. Lively	N. Pearson		35-36	4	-13.5	40,043	1,121,107	919,003
June 17	72n	BOS	L	3-7	N. Pivetta	Y. Kikuchi	K. Jansen		35-37	4	-14	29,907	1,151,014	919,003
June 18	73n	BOS	L	3-4	Z. Kelly	B. Little	K. Jansen		35-38	4	-15	38,595	1,189,609	919,003
June 19	74n	BOS	L	3-7	B. Bello	K. Gausman			35-39	T4	-15	38,906	1,228,515	919,003
June 20					**** Off Day ****									
June 21	75n	at	CLE	L	1-7	C. Carrasco	Y. Rodriguez		35-40	5	-14.5	35,868	1,228,515	954,871
June 22	76	at	CLE	L	3-6	B. Lively	J. Berrios	E. Clase	35-41	5	-15.5	37,133	1,228,515	992,004
June 23	77	at	CLE	L	5-6	T. Herrin	Y. Kikuchi	E. Clase	35-42	5	-15.5	27,439	1,228,515	1,019,483



June 24	78n	at	BOS	L	6-4	K. Jansen	Z. Pop	35-43	5	-16	35,856	1,228,515	1,055,339	
June 25	79n	at	BOS	W	9-4	K. Gausman	B. Bello	36-43	5	-15	34,546	1,228,515	1,089,885	
June 26	80n	at	BOS	W	4-1	Z. Pop	N. Pivetta	37-43	5	-14.5	34,756	1,228,515	1,124,641	
June 27	81n		NY	W	9-2	J. Berrios	C. Rodon	38-43	5	-13.5	36,423	1,264,938	1,124,641	
June 28	82n		NY	L	5-16	M. Tonkin	J. Kikuchi	38-44	5	-14.5	34,791	1,299,729	1,124,641	
June 29	83		NY	W	9-3	C. Bassitt	N. Cortes	39-44	5	-14.5	37,448	1,337,177	1,124,641	
June 30	84		NY	L	1-8	G. Cole	K. Gausman	39-45	5	-14.5	38,534	1,375,711	1,124,641	
July 1	85		HOU	L	1-3	H. Brown	Y. Rodriguez	39-46	5	-15	39,265	1,414,976	1,124,641	
July 2	86n		HOU	W	7-6	J. Berrios	S. Arrighetti	40-46	5	-15	26,308	1,441,284	1,124,641	
July 3	87n		HOU	L	2-9	T. Scott	Z. Pop	40-47	5	-16	28,570	1,469,854	1,124,641	
July 4	88		HOU	L	3-5	F. Valdez	C. Bassitt	40-48	5	-16	38,234	1,508,088	1,124,641	
July 5	89n	at	SEA	L	1-2	L. Castillo	K. Gausman	40-49	5	-17	34,493	1,508,088	1,159,134	
July 6	90	at	SEA	W	5-4	Y. Rodriguez	E. Hancock	41-49	5	-16	38,264	1,508,088	1,197,398	
July 7	91	at	SEA	W	5-4 (10)	C. Green	C. Snider	42-49	5	-16	34,885	1,508,088	1,232,283	
July 8					*** Off Day ***									
July 9	92n	at	SF	L	3-4	E. Miller	T. Richards	42-50	5	-16	32,924	1,508,088	1,265,207	
July 10	93n	at	SF	W	10-6	C. Bassitt	L. Webb	43-50	5	-15	32,014	1,508,088	1,297,221	
July 11	94		SF	W	5-3	K. Gausman	J. Hicks	44-50	5	-14	30,064	1,508,088	1,327,285	
July 12	95n		ARI	L	4-5	J. Martinez	C. Green	44-51	5	-14	24,441	1,508,088	1,351,726	
July 13	96n		ARI	L	1-12	Y. Diaz	J. Berrios	44-52	5	-14	40,121	1,508,088	1,391,847	
July 14	97		ARI	W	8-7	T. Richards	K. Ginkel	45-52	5	-14	24,732	1,508,088	1,416,579	
July 15-18					*** All-star Break ***									
July 19	98n		DET	L	4-5	J. Flaherty	C. Bassitt	45-53	5	-15	39,697	1,547,785	1,416,579	
July 20	99		DET	L	3-7	A. Faedo	Y. Kikuchi	45-54	5	-16	38,583	1,586,368	1,416,579	
July 21	100		DET	W	5-4	K. Gausman	K. Montero	46-54	5	-15	38,766	1,625,134	1,416,579	
July 22					*** Off Day ***									
July 23	101n		TB	L	2-4	T. Alexander	J. Berrios	46-55	5	-15	38,575	1,663,709	1,416,579	
July 24	102n		TB	W	6-3	G. Cabrera	J. Adam	47-55	5	-14	32,276	1,695,985	1,416,579	
July 25	103		TB	L	0-13	T. Bradley	C. Bassitt	47-56	5	-15	41,148	1,737,133	1,416,579	
July 26	104n		TEX	W	6-5 wo	C. Green	J. Sborz	48-56	5	-14	35,065	1,772,198	1,416,579	
July 27	105		TEX	W	7-3	K. Gausman	M. Lorenzen	49-56	5	-13	35,917	1,808,115	1,416,579	
July 28	106		TEX	W	7-3	J. Berrios	J. Hernandez	50-56	5	-13	40,052	1,848,167	1,416,579	
Jul 29 #1107		at	BAL	L	5-11	Z. Eflin	Y. Rodriguez	50-57	5	0	0	1,848,167	1,416,579	
Jul 29 #2108		at	BAL	W	8-4	B. Francis	C. Povich	51-57	5	-13	22,272	1,848,167	1,438,851	
Aug 30	109n		BAL	L	2-6	C. Burnes	C. Bassitt	51-58	5	-14	21,710	1,848,167	1,460,561	
Aug 31	110		BAL	L	4-10	G. Rodriguez	P. Espino	51-59	5	-15	25,528	1,848,167	1,486,089	
Aug. 1					*** Off Day ***									
Aug. 2	111n	at	NY	W	8-5	B. Little	M. Stroman	52-59	5	-13.5	44,883	1,848,167	1,530,972	
Aug. 3	112	at	NY	L	3-8	C. Rodon	J. Berrios	52-60	5	-14.5	40,218	1,848,167	1,571,190	
Aug. 4	113	at	NY	L	3-4 (10)	M. Leiter	B. Francis	52-61	5	-15.5	44,237	1,848,167	1,615,427	
Aug. 5					*** Off Day ***									
Aug. 6	114n		BAL	W	5-2	C. Bassitt	G. Soto	53-61	5	-15	35,051	1,883,218	1,615,427	
Aug. 7	115n		BAL	L	3-7	B. Smith	R. Ruto	53-62	5	-15.5	37,547	1,920,765	1,615,427	
Aug. 8	116n		BAL	W	7-6	K. Gausman	D. Kremer	54-62	5	-14.5	27,910	1,948,675	1,615,427	
Aug. 9	117n		OAK	W	3-1	J. Berrios	M. Spence	55-62	5	-14.5	39,894	1,988,569	1,615,427	
Aug. 10	118		OAK	L	0-1	O. Bido	Y. Rodriguez	55-63	5	-15.5	34,312	2,022,881	1,615,427	
Aug. 11	119		OAK	L	4-8	J. Sears	C. Bassitt	55-64	5	-15.5	38,797	2,061,678	1,615,427	
Aug. 12	120n	at	LAA	W	4-2	B. Francis	D. Daniel	56-64	5	-15	29,676	2,061,678	1,645,103	
Aug. 13	121n	at	LAA	W	6-1	K. Gausman	C. Fulmer	57-64	5	-14.5	30,982	2,061,678	1,676,085	
Aug. 14	122n	at	LAA	W	9-2	J. Berrios	T. Anderson	58-64	5	-14.5	28,356	2,061,678	1,704,441	
Aug. 15					*** Off Day ***									
Aug. 16	123	at	CHC	L	5-6 (10)	T. Miller	C. Green	58-65	5	-15.5	39,614	2,061,678	1,744,055	
Aug. 17	124	at	CHC	L	2-3	N. Pearson	C. Bassitt	58-66	5	-15.5	38,755	2,061,678	1,782,810	
Aug. 18	125	at	CHC	W	10-0	B. Francis	S. Imanaga	59-66	5	-14.5	36,117	2,061,678	1,818,927	
Aug. 19	126n		CIN	L	3-6	T. Santillan	K. Gausman	59-67	5	-15	25,603	2,087,281	1,818,927	
Aug. 20	127n		CIN	W	10-3	J. Berrios	C. Spiers	60-67	5	-14.5	34,662	2,121,943	1,818,927	
Aug. 21	128n		CIN	L	7-11	E. Pagan	B. Little	60-68	5	-15	27,057	2,149,000	1,818,927	
Aug. 22	129n		LAA	W	5-3	R. Varbrough	B. Burke	61-68	5	-15	25,900	2,174,900	1,818,927	
Aug. 23	130n		LAA	W	5-4 wo	C. Green	R. Contreras	62-68	5	-15	25,431	2,200,331	1,818,927	
Aug. 24	131		LAA	W	3-1	B. Francis	C. Fulmer	63-68	5	-14	34,011	2,234,342	1,818,927	
Aug. 25	132		LAA	W	8-2	K. Gausman	T. Anderson	64-68	5	-14	37,036	2,271,378	1,818,927	
Aug. 26	133n	at	BOS	W	7-3	J. Berrios	B. Keller	65-68	5	-13.5	29,097	2,271,378	1,848,024	
Aug. 27	134n	at	BOS	L	3-6	G. Weissert	Y. Rodriguez	65-69	5	-13.5	29,634	2,271,378	1,877,658	
Aug. 28	135n	at	BOS	L	0-3	B. Bello	C. Bassitt	65-70	5	-13.5	32,809	2,271,378	1,910,467	
Aug. 29	136n	at	BOS	W	2-0	B. Francis	K. Crawford	66-70	5	-13	31,712	2,271,378	1,942,179	
Aug. 30	137n	at	MIN	L	0-2	P. Lopez	K. Gausman	66-71	5	-14	24,623	2,271,378	1,966,802	
Aug. 31	138n	at	MIN	W	15-0	J. Berrios	Z. Matthews	67-71	5	-13	30,517	2,271,378	1,997,319	
Sept. 1	139	at	MIN	L	3-4	G. Jax	C. Green	67-72	5	-13	32,774	2,271,378	2,030,093	
Sept. 2					*** Off Day ***									
Sept. 3	140n		PHI	L	9-10	O. Kerkering	C. Green	67-73	5	-14	23,796	2,295,174	2,030,093	
Sept. 4	141		PHI	L	2-4	C. Sanchez	B. Francis	67-74	5	-14	23,768	2,318,942	2,030,093	
Sept. 5					*** Off Day ***									
Sept. 6	142n	at	ATL	L	1-3	M. Fried	K. Gausman	67-75	5	-15	37,230	2,318,942	2,067,323	
Sept. 7	143n	at	ATL	W	9-5	J. Berrios	S. Schwellenbach	68-75	5	-14.5	38,276	2,318,942	2,105,598	
Sept. 8	144	at	ATL	L	3-4 (11)	R. Iglesias	Z. Pop	68-76	5	-14.5	36,394	2,318,942	2,141,993	
Sept. 9	145n		NYM	L	2-3	R. Stanek	T. Nance	68-77	5	-15.5	27,470	2,346,412	2,141,993	
Sept. 10	146n		NYM	W	6-2	C. Bassitt	D. Peterson	69-77	5	-14.5	28,109	2,374,521	2,141,993	
Sept. 11	147		NYM	L	2-6	D. Young	C. Green	69-78	5	-15.5	29,399	2,403,920	2,141,993	
Sept. 12					*** Off Day ***									
Sept. 13	148n		STL	W	4-3 (11) wo	E. Swanson	R. Fernandez	70-78	5	-16	30,380	2,434,300	2,141,993	
Sept. 14	149		STL	W	7-2	J. Berrios	K. Gibson	71-78	5	-15	33,999	2,468,299	2,141,993	
Sept. 15	150		STL	W	3-2	Z. Pop	A. Kittredge	72-78	5	-15	34,793	2,503,092	2,141,993	
Sept. 16					*** Off Day ***									
Sept. 17	151n	at	TEX	L	8-13	M. Festa	T. Nance	72-79	5	-16	29,906	2,503,092	2,171,899	
Sept. 18	152n	at	TEX	L	0-2	C. Bradford	B. Francis	72-80	5	-17	34,625	2,503,092	2,206,524	
Sept. 19	153	at	TEX	W	4-0	K. Gausman	K. Rooker	73-80	5	-16	30,384	2,503,092	2,236,908	
Sept. 20	154n	at	TB	L	0-1	K. Kelly	J. Berrios	73-81	5	-17	14,372	2,503,092	2,251,280	
Sept. 21	155	at	TB	L	2-3	T. Bradley	Y. Rodriguez	73-82	5	-18	20,704	2,503,092	2,271,984	
Sept. 22	156	at	TB	L	3-4	K. Kelly	G. Cabrera	73-83	5	-19	20,567	2,503,092	2,292,551	
Sept. 23	157n		BOS	L	1-4	T. Houck	C. Bassitt	73-84	5	-19.5	22,254	2,525,346	2,292,551	
Sept. 24	158n		BOS	L	5-6 (10)	C. Martin	T. Nance	73-85	5	-19.5	29,178	2,554,524	2,292,551	
Sept. 25	159n		BOS	W	6-1	K. Gausman	R. Fitts	74-85	5	-18.5	27,694	2,582,218	2,292,551	
Sept. 26					*** Off Day ***									
Sept. 27	160n		MIA	L	5-15	A. Oller	J. Berrios	74-86	5	-19	31,597	2,613,815	2,292,551	
Sept. 28	161		MIA	L	1-8	X. Curry	Y. Rodriguez	74-87	5	-19	35,733	2,649,548	2,292,551	
Sept. 29	162		MIA	L	1-3	R. Weathers	R. Burr	74-88	5	-20	31,688	2,681,236	2,292,551	



2024 SEASON HIGHS & LOWS

BIOGRAPHIES

LAST SEASON

HISTORY

RECORDS

OPPONENTS

PLAYER DEV.

MEDIA & MISC.

TEAM – GAME (PITCHING)

Most Innings Pitched:	14.0, vs. Pittsburgh, May 31 (14 innings)
Most Hits Allowed:	20, vs. Colorado, April 12
Most Batters Faced:	51, vs. Tampa Bay, July 25
Most Runs Allowed:	16, vs. New York (A.L.), June 28
Most Earned Runs:	15, vs. Miami, September 27
Most Home Runs Allowed:	5, at Houston, April 1
Most Walks Allowed:	10, vs. Boston, September 23
Most Strikeouts:	15, vs. Seattle, April 10 (10 innings)
	15, vs. Colorado, April 13
Most Hit-By-Pitch:	3, vs. Pittsburgh, June 2
	3, vs. New York (N.L.), September 9

TEAM – GAME (BATTING)

Most At-Bats:	48, at Minnesota, August 31
Most Plate Appearances:	55, vs. Pittsburgh, May 31 (14 innings)
Most Plate Appearances (9-inning games):	53, at Minnesota, August 31
Most Runs:	15, at Minnesota, August 31
Most Hits:	23, at Minnesota, August 31
Most Doubles:	7, vs. New York (A.L.), June 29
Most Triples:	2, done 4 times.
Most Home Runs:	5, vs. Cincinnati, August 20
Most Extra-Base Hits:	9, at Minnesota, August 31
Most Total Bases:	41, at Minnesota, August 31
Most Runs Batted In:	15, at Minnesota, August 31
Most Stolen Bases:	3, done 4 times.
Most Caught Stealing:	1, done 16 times.
Most Walks:	8, done 7 times.
Most Strikeouts:	15, vs. Los Angeles (N.L.), April 27
Most Sac Hits:	2, vs. Boston, September 25
Most Sac Flies:	3, at Arizona, July 12
Most Hit-By-Pitch:	3, vs. New York (A.L.), June 27
Most GDP:	4, vs. Houston, July 4

INDIVIDUAL – GAME (PITCHING)

Most Innings Pitched:	9.0, Kevin Gausman, at Oakland, June 8
	9.0, Kevin Gausman, vs. Texas, July 27
Most Hits Allowed:	10, Bowden Francis, at Houston, April 1
	10, Kevin Gausman, vs. Colorado, April 12
	10, Kevin Gausman, vs. Minnesota, May 11
	10, Chris Bassitt, vs. Philadelphia, September 3
Most Batters Faced:	34, Kevin Gausman, vs. Texas, July 27
Most Runs Allowed:	8, Jose Berrios, at Philadelphia, May 7
Most Earned Runs:	8, Jose Berrios, at Philadelphia, May 7
Most Home Runs:	4, Yusei Kikuchi, vs. Boston, June 17
Most Walks:	7, Chris Bassitt, vs. Boston, September 23
Most Strikeouts:	13, Yusei Kikuchi, at San Francisco, July 9
Most Hit-By-Pitch:	3, Chris Bassitt, vs. Pittsburgh, June 2



INDIVIDUAL – GAME (BATTING)

Most At-Bats:	6, done 7 times.
Most Plate Appearances:	7, Davis Schneider, vs. Pittsburgh, May 31 (14 innings)
Most Plate Appearances (9-inning games):	6, done 14 times.
Most Runs:	3, done 12 times.
Most Hits:	5, Will Wagner, at Minnesota, August 31
Most Doubles:	3, Bo Bichette, vs. Chicago (A.L.), May 20
.....	3, Vladimir Guerrero Jr., at Baltimore, July 29
.....	3, Leonardo Jimenez, vs. Baltimore, August 7
Most Triples:	1, done 26 times.
Most Home Runs:	2, Daulton Varsho, vs. New York (A.L.), April 17
.....	2, Justin Turner, vs. Kansas City, April 29
.....	2, Isiah Kiner-Falefa, at Cleveland, June 22
.....	2, Spencer Horwitz, at Cleveland, June 23
.....	2, George Springer, vs. New York (A.L.), June 27
.....	2, George Springer, vs. Detroit, July 21
.....	2, George Springer, vs. Cincinnati, August 20
.....	2, Spencer Horwitz, at Atlanta, September 7
.....	2, Vladimir Guerrero Jr., at Texas, September 19
Most Extra-Base Hits:	4, Vladimir Guerrero Jr., at Baltimore, July 29
Most Total Bases:	11, Spencer Horwitz, at Atlanta, September 7
Most Runs Batted In:	6, George Springer, vs. New York (A.L.), June 27
.....	6, Vladimir Guerrero Jr., vs. New York (A.L.), June 29
Most Stolen Bases:	2, done 4 times.
Most Caught Stealing:	1, done 16 times.
Most Walks:	3, done 11 times.
Most Strikeouts:	4, Spencer Horwitz, at Tampa Bay, September 20
Most Sac Hits:	2, Nathan Lukes, vs. Boston, September 25
Most Sac Flies:	1, done 45 times.
Most Hit-By-Pitch:	3, Isiah Kiner-Falefa, vs. New York (A.L.), June 27
Most GDP:	2, Bo Bichette, vs. Tampa Bay, May 19
.....	2, Vladimir Guerrero Jr., vs. Oakland, August 11



2024 TORONTO BLUE JAYS

FINAL STATISTICS

BATTING

#	Player	B	AVG	G	AB	R	H	TB	2B	3B	HR	RBI	BB	IBB	SO	SB	CS	OBP	SLG	OPS	PA	SAC	SF	HBP	GIDP	E
47	Barger, A	L	.197	69	208	20	41	73	11	0	7	28	14	0	60	2	0	.250	.351	.601	225	0	1	1	1	7
37	Berroa, S	S	.189	28	37	7	7	8	1	0	0	1	8	0	14	6	2	.333	.216	.549	45	0	0	0	0	0
11	Bichette, B	R	.225	81	311	29	70	100	16	1	4	31	20	1	64	5	1	.277	.322	.599	336	0	2	3	12	7
8	Biggio, C	L	.200	44	110	15	22	32	4	0	2	9	14	0	42	2	0	.323	.291	.614	131	0	0	6	1	2
92	Cabrera, G	L	.000	69	0	0	0	0	0	0	0	0	0	0	0	0	0	.000	.000	.000	0	0	0	0	0	0
8	Clase, J	S	.350	7	20	3	7	11	1	0	1	2	1	0	3	0	1	.435	.550	.985	23	0	0	2	0	0
28	Clement, E	R	.263	139	434	48	114	177	21	3	12	51	11	1	41	12	3	.284	.408	.692	452	2	2	3	11	13
20	De Los Santos, L	R	.172	13	29	2	5	7	2	0	0	1	2	0	10	0	0	.226	.241	.467	31	0	0	0	2	2
57	Green, C	L	.000	53	0	0	0	0	0	0	0	0	0	0	0	0	0	.000	.000	.000	0	0	0	0	0	0
27	Guerrero Jr., V	R	.323	159	616	98	199	335	44	1	30	103	72	12	96	2	2	.396	.544	.940	697	0	4	5	16	12
55	Heineman, T	S	.100	6	10	2	1	1	0	0	0	0	3	0	5	0	0	.308	.100	.408	13	0	0	0	0	0
48	Horwitz, S	L	.265	97	328	46	87	142	19	0	12	40	42	2	70	0	0	.357	.433	.790	381	0	4	7	8	3
9	Jansen, D	R	.212	62	198	27	42	73	13	0	6	18	25	0	42	0	0	.303	.369	.672	228	0	3	2	1	3
49	Jiménez, L	R	.229	63	179	18	41	64	11	0	4	19	12	0	59	0	0	.329	.358	.687	210	0	3	16	6	4
39	Kiermaier, K	L	.195	82	200	24	39	62	7	2	4	18	10	0	66	5	0	.236	.310	.546	217	5	1	1	3	3
7	Kiner-Falefa, I	R	.292	83	257	32	75	108	8	2	7	33	13	0	37	3	1	.338	.420	.758	281	3	2	6	9	3
30	Kirk, A	R	.253	103	340	23	86	122	19	1	5	54	35	1	51	0	0	.319	.359	.678	386	0	9	2	11	7
9	Loperfido, J	L	.197	43	137	13	27	47	8	3	2	9	6	0	52	2	1	.236	.343	.579	144	0	0	1	2	0
38	Lukes, N	L	.303	22	76	13	23	34	4	2	1	10	10	0	9	1	0	.371	.447	.818	91	2	3	0	1	1
13	Martínez, O	R	.333	1	3	0	1	1	0	0	0	0	0	0	1	0	0	.333	.333	.666	3	0	0	0	0	1
36	Schneider, D	R	.191	135	397	48	76	136	19	1	13	46	47	0	144	6	0	.282	.343	.625	454	0	5	5	2	2
15	Serven, B	R	.159	28	63	6	10	14	4	0	0	3	5	0	22	0	0	.243	.222	.465	71	1	0	2	0	1
4	Springer, G	R	.220	145	545	74	120	202	19	3	19	56	60	0	115	16	1	.303	.371	.674	614	0	2	6	16	2
2	Turner, J	R	.256	91	301	37	77	112	17	0	6	31	39	0	60	0	2	.350	.372	.722	349	0	3	6	15	2
25	Varsho, D	L	.214	136	459	73	98	187	21	7	18	58	48	1	137	10	2	.293	.407	.700	513	1	1	4	2	2
20	Vogelbach, D	L	.186	31	70	5	13	21	5	0	1	8	9	0	17	0	0	.278	.300	.578	79	0	0	0	4	0
7	Wagner, W	L	.305	24	82	8	25	37	6	0	2	11	4	0	16	0	0	.337	.451	.788	86	0	0	0	3	1

TORONTO	.241	162	5410	671	13062106	280	26	156	640	510	18	1233	72	16	.313	.389	.702	6060	14	45	78	126	92
OPPONENTS	.243	162	5412	743	13162223	249	17	208	712	503	25	1314	119	37	.314	.411	.725	6047	17	40	71	114	



PITCHING

#	Player	T	W	L	ERA	G	GS	CG	SHO	GF	HLD	SV	SVO	IP	H	R	ER	HR	HB	BB	IBB	SO	AVG	WP	BK	GDP	BF
40	Bassitt, C	R	10	14	4.16	31	31	0	0	0	0	0	0	171.0	180	91	79	18	16	70	2	168	.270	2	2	14	758
17	Berrios, J	R	16	11	3.60	32	32	1	0	0	0	0	0	192.1	168	79	77	31	13	54	1	153	.235	1	0	21	786
43	Burr, R	R	0	2	4.13	34	4	0	0	5	3	0	1	32.2	29	16	15	4	1	12	0	47	.228	0	0	1	140
92	Cabrera, G	L	3	3	3.59	69	0	0	0	10	13	2	5	62.2	63	31	25	10	2	29	4	50	.268	2	2	8	271
28	Clement, E	R	0	0	9.00	1	0	0	0	1	0	0	0	1.0	2	1	1	0	0	0	0	0	.400	0	0	0	5
74	Cuas, J	R	0	0	9.00	4	0	0	0	1	0	0	0	3.0	3	3	3	1	2	4	1	3	.250	0	0	0	18
31	de Geus, B	R	0	0	15.43	2	0	0	0	0	0	0	0	2.1	3	4	4	0	0	2	0	1	.333	0	0	0	11
60	Eisert, B	L	0	0	4.05	3	0	0	0	2	0	0	0	6.2	5	3	3	0	0	4	0	2	.227	0	0	2	26
52	Espino, P	R	0	1	8.31	3	1	0	0	0	0	0	0	8.2	14	8	8	3	1	5	0	3	.378	0	0	2	44
44	Francis, B	R	8	5	3.30	27	13	0	0	7	0	0	0	103.2	74	41	38	17	7	22	0	92	.196	0	1	9	408
63	Frias, L	R	0	0	21.60	4	0	0	0	1	0	0	0	3.1	8	8	8	1	0	3	0	5	.421	1	0	0	22
93	Garcia, Y	R	3	0	2.70	29	0	0	0	8	10	5	6	30.0	16	9	9	3	2	8	3	42	.154	1	0	0	115
34	Gausman, K	R	14	11	3.83	31	31	2	1	0	0	0	0	181.0	165	86	77	20	2	56	0	162	.238	3	2	10	756
57	Green, C	R	4	6	3.21	53	0	0	0	34	7	17	20	53.1	41	20	19	8	2	14	3	46	.216	1	0	5	210
55	Heineman, T	R	0	0	0.00	1	0	0	0	1	0	0	0	1.0	1	0	0	0	0	0	0	0	.250	0	0	0	4
16	Kikuchi, Y	L	4	9	4.75	22	22	0	0	0	0	0	0	115.2	125	63	61	17	2	30	0	130	.272	2	0	4	497
7	Kiner-Falefa, I	R	0	0	4.50	2	0	0	0	2	0	0	0	2.0	1	1	1	0	0	2	0	0	.167	0	0	0	9
54	Little, B	L	1	2	3.74	49	0	0	0	7	7	1	4	45.2	41	21	19	7	1	19	2	36	.238	5	0	8	193
62	Lucas, E	L	0	0	11.57	2	0	0	0	0	1	0	0	4.2	6	6	6	1	0	4	0	2	.333	0	0	1	22
6	Manoah, A	R	1	2	3.70	5	5	0	0	0	0	0	0	24.1	17	16	10	5	4	8	0	26	.189	1	0	2	103
58	Mayza, T	L	0	1	8.03	35	0	0	0	8	8	0	1	24.2	36	24	22	3	0	12	2	16	.340	1	0	1	121
45	Nance, T	R	0	3	4.09	20	0	0	0	6	0	0	1	22.0	18	12	10	2	1	9	2	19	.222	2	0	4	93
46	Parsons, W	R	0	0	10.80	2	0	0	0	2	0	0	0	5.0	6	6	6	2	0	2	0	2	.286	0	1	1	23
24	Pearson, N	R	0	1	5.63	41	0	0	0	12	7	2	3	40.0	45	26	25	8	2	17	0	51	.285	2	0	2	182
56	Pop, Z	R	2	4	5.59	58	0	0	0	12	12	1	4	48.1	45	36	30	9	2	19	4	33	.243	1	1	7	209
33	Richards, T	R	2	1	4.64	45	2	0	0	4	7	0	3	52.1	36	30	27	7	0	24	0	49	.189	6	0	0	218
52	Robertson, N	R	0	0	0.00	1	0	0	0	1	0	0	0	1.0	0	0	0	0	0	0	0	0	.000	0	0	0	3
29	Rodriguez, Y	R	1	8	4.47	21	21	0	0	0	0	0	0	86.2	74	46	43	11	3	40	0	85	.229	0	2	6	368
58	Rodriguez, Y	R	0	0	15.43	4	0	0	0	2	0	0	0	4.2	10	9	8	2	1	2	0	5	.455	0	0	0	27
68	Romano, J	R	1	2	6.59	15	0	0	0	14	0	8	9	13.2	16	10	10	4	1	4	1	13	.286	0	0	0	62
50	Swanson, E	R	2	2	5.03	45	0	0	0	15	9	0	1	39.1	36	22	22	11	1	14	0	37	.235	0	1	1	168
33	Tate, D	R	0	0	5.40	4	0	0	0	0	1	0	0	3.1	4	2	2	0	0	3	0	4	.308	0	0	0	16
45	White, M	R	1	0	5.40	4	0	0	0	2	0	0	0	10.0	10	6	6	1	0	4	0	6	.270	0	0	2	42
35	Yarbrough, R	L	1	0	2.01	12	0	0	0	2	0	0	1	31.1	18	7	7	2	5	7	0	26	.173	0	0	3	117
TORONTO			74	88	4.29	162	162	3	9	159	85	36	59	1427.1	1316743	681	208	71	503	25	1314	.243	31	12	114	6047	
OPPONENTS			88	74	3.84	162	162	2	9	160	92	45	66	1433.0	1306671	611	156	78	510	18	1233	.241	37	5	126	6060	



2024 PRE ALL-STAR BREAK

BATTING

#	Player	B	AVG	G	AB	R	H	TB	2B	3B	HR	RBI	BB	IBB	SO	SB	CS	OBP	SLG	OPS	PA	SAC	SF	HBP	GIDP
47	Barger, A	L	.159	21	63	5	10	13	3	0	0	5	2	0	20	1	0	.185	.206	.391	66	0	0	0	0
37	Berroa, S	R	.000	5	4	0	0	0	0	0	0	0	0	0	0	0	1	.000	.000	.000	4	0	0	0	0
11	Bichette, B	R	.221	79	303	29	67	97	16	1	4	30	20	1	63	5	1	.274	.320	.594	328	0	2	3	12
8	Biggio, C	L	.200	44	110	15	22	32	4	0	2	9	14	0	42	2	0	.323	.291	.614	131	0	0	6	1
92	Cabrera, G	L	.000	1	0	0	0	0	0	0	0	0	0	0	0	0	0	.000	.000	.000	0	0	0	0	0
28	Clement, E	R	.268	75	190	24	51	83	12	1	6	23	4	0	15	4	2	.284	.437	.721	199	2	2	1	4
57	Green, C	L	.000	1	0	0	0	0	0	0	0	0	0	0	0	0	0	.000	.000	.000	0	0	0	0	0
27	Guerrero Jr., V	R	.289	96	374	48	108	171	21	0	14	57	41	1	68	2	0	.360	.457	.817	419	0	2	2	9
48	Horwitz, S	L	.311	33	106	13	33	50	5	0	4	11	14	1	19	0	0	.408	.472	.880	125	0	1	4	2
9	Jansen, D	R	.223	58	184	27	41	72	13	0	6	17	24	0	37	0	0	.316	.391	.707	212	0	2	2	1
49	Jiménez, L	R	.308	9	26	4	8	10	2	0	0	1	3	0	7	0	0	.419	.385	.804	31	0	0	2	2
39	Kiermaier, K	L	.189	74	180	21	34	55	5	2	4	18	10	0	62	5	0	.234	.306	.540	196	4	1	1	3
7	Kiner-Falefa, I	R	.292	83	257	32	75	108	8	2	7	33	13	0	37	3	1	.338	.420	.758	281	3	2	6	9
30	Kirk, A	R	.234	52	158	11	37	51	8	0	2	24	19	1	26	0	0	.308	.323	.631	185	0	7	1	6
13	Martínez, O	R	.333	1	3	0	1	1	0	0	0	0	0	0	1	0	0	.333	.333	.666	3	0	0	0	0
36	Schneider, D	R	.218	87	261	36	57	102	15	0	10	36	34	0	85	5	0	.314	.391	.705	303	0	4	4	0
15	Serven, B	R	.143	9	14	2	2	2	0	0	0	0	1	0	4	0	0	.250	.143	.393	16	0	0	1	0
4	Springer, G	R	.225	90	329	44	74	123	14	1	11	35	39	0	63	9	0	.309	.374	.683	373	0	2	2	14
2	Turner, J	R	.230	81	265	32	61	91	15	0	5	29	37	0	55	0	2	.334	.343	.677	311	0	3	6	14
25	Varsho, D	L	.203	89	296	46	60	120	15	6	11	38	33	1	91	9	2	.285	.405	.690	331	1	0	1	2
20	Vogelbach, D	L	.186	31	70	5	13	21	5	0	1	8	9	0	17	0	0	.278	.300	.578	79	0	0	0	4
7	Wagner, W	L	.000	1	4	0	0	0	0	0	0	0	0	0	2	0	0	.000	.000	.000	4	0	0	0	0

TORONTO	.236	97	317	394	754	1202	161	13	87	374	317	5	714	45	9	.311	.376	.687	3597	10	28	42	83
OPPONENT	.251	97	3273	457	823	1390	154	7	133	439	294	17	792	76	19	.319	.425	.744		13	26	41	66

PITCHING

#	Player	T	W	L	ERA	G	GS	CG	SHO	GF	HLD	SV	SVO	IP	H	R	ER	HR	HB	BB	IBB	SO	AVG	WP	BK	GIDP
40	Bassitt, C	R	8	7	3.52	19	19	0	0	0	0	0	0	107.1	109	46	42	8	7	45	2	100	.263	2	1	11
17	Berrios, J	R	8	7	4.01	20	20	1	0	0	0	0	0	119.0	108	53	53	21	12	33	0	87	.245	0	0	14
43	Burr, R	R	0	0	2.08	7	0	0	0	1	1	0	0	8.2	5	3	2	1	0	3	0	10	.161	0	0	1
92	Cabrera, G	L	2	2	3.62	40	0	0	0	7	4	2	3	37.1	36	21	15	5	2	16	3	25	.257	1	2	5
74	Cuas, J	R	0	0	13.50	3	0	0	0	1	0	0	0	2.0	3	3	3	1	2	1	1	2	.333	0	0	0
60	Eisert, B	L	0	0	0.00	1	0	0	0	1	0	0	0	2.0	1	0	0	0	0	3	0	.200	0	0	1	
52	Espino, P	R	0	0	7.71	2	0	0	0	0	0	0	0	4.2	8	4	4	2	1	2	0	2	.400	0	0	2
44	Francis, B	R	3	2	5.82	16	3	0	0	6	0	0	0	38.2	43	27	25	8	2	14	0	34	.276	0	1	3
93	Garcia, Y	R	3	0	2.57	27	0	0	0	6	10	5	6	28.0	15	8	8	3	2	7	3	37	.155	1	0	0
34	Gausman, K	R	7	8	4.50	19	19	1	1	0	0	0	0	104.0	109	59	52	15	2	27	0	104	.261	0	1	6
57	Green, C	R	2	2	2.00	27	0	0	0	15	6	7	7	27.0	20	6	6	5	1	9	2	27	.211	0	0	3
16	Kikuchi, Y	L	4	8	4.42	20	20	0	0	0	0	0	0	106.0	112	54	52	16	1	26	0	117	.269	1	0	4
7	Kiner-Falefa, I	R	0	0	4.50	2	0	0	0	2	0	0	0	2.0	1	1	1	0	0	2	0	0	.167	0	0	0
54	Little, B	L	0	1	4.50	20	0	0	0	4	4	0	1	20.0	19	10	10	3	0	6	1	17	.247	1	0	1
6	Manoah, A	R	1	2	3.70	5	5	0	0	0	0	0	0	24.1	17	16	10	5	4	8	0	26	.189	1	0	2
58	Mayza, T	L	0	1	8.03	35	0	0	0	8	8	0	1	24.2	36	24	22	3	0	12	2	16	.340	1	0	1
46	Parsons, W	R	0	0	10.80	2	0	0	0	2	0	0	0	5.0	6	6	6	2	0	2	0	2	.286	0	1	1
24	Pearson, N	R	0	1	5.54	39	0	0	0	12	7	2	3	37.1	41	24	23	8	2	15	0	50	.277	2	0	1
56	Pop, Z	R	1	3	5.83	35	0	0	0	6	7	0	2	29.1	29	22	19	7	1	12	2	19	.259	1	1	5
33	Richards, T	R	2	1	3.62	42	2	0	0	4	7	0	3	49.2	28	23	20	6	0	19	0	48	.160	6	0	0
29	Rodriguez, Y	R	1	3	3.67	9	9	0	0	0	0	0	0	34.1	28	16	14	3	1	19	0	36	.222	0	1	3
68	Romano, J	R	1	2	6.59	15	0	0	0	14	0	8	9	13.2	16	10	10	4	1	4	1	13	.286	0	0	0
50	Swanson, E	R	1	2	9.20	18	0	0	0	4	5	0	1	14.2	21	15	15	6	0	4	0	10	.318	0	0	0
45	White, M	R	1	0	5.40	4	0	0	0	2	0	0	0	10.0	10	6	6	1	0	4	0	6	.270	0	0	2

TORONTO	45	52	4.41	97	97	2	5	95	59	24	36	853.0	823	457	418	133	41	294	17	792	.251	17	8	66
---------	----	----	------	----	----	---	---	----	----	----	----	-------	-----	-----	-----	-----	----	-----	----	-----	------	----	---	----



2024 POST ALL-STAR BREAK

BATTING

#	Player	B	AVG	G	AB	R	H	TB	2B	3B	HR	RBI	BB	IBB	SO	SB	CS	OBP	SLG	OPS	PA	SAC	SF	HBP	GIDP
47	Barger, A	L	.214	48	145	15	31	60	8	0	7	23	12	0	40	1	0	.277	.414	.691	159	0	1	1	1
37	Berroe, S	S	.212	23	33	7	7	8	1	0	0	1	8	0	14	6	1	.366	.242	.608	41	0	0	0	0
11	Bichette, B	R	.375	2	8	0	3	3	0	0	0	1	0	0	1	0	0	.375	.375	.750	8	0	0	0	0
8	Clase, J	S	.350	7	20	3	7	11	1	0	1	2	1	0	3	0	1	.435	.550	.985	23	0	0	2	0
28	Clement, E	R	.258	64	244	24	63	94	9	2	6	28	7	1	26	8	1	.285	.385	.670	253	0	0	2	7
20	De Los Santos, L	R	.172	13	29	2	5	7	2	0	0	1	2	0	10	0	0	.226	.241	.467	31	0	0	0	2
27	Guerrero Jr., V	R	.376	63	242	50	91	164	23	1	16	46	31	11	28	0	2	.450	.678	1.128	278	0	2	3	7
55	Heineman, T	S	.100	5	10	2	1	1	0	0	0	0	3	0	5	0	0	.308	.100	.408	13	0	0	0	0
48	Horwitz, S	L	.243	64	222	33	54	92	14	0	8	29	28	1	51	0	0	.332	.414	.746	256	0	3	3	6
9	Jansen, D	R	.071	4	14	0	1	1	0	0	0	1	1	0	5	0	0	.125	.071	.196	16	0	1	0	0
49	Jiménez, L	R	.216	54	153	14	33	54	9	0	4	18	9	0	52	0	0	.313	.353	.666	179	0	3	14	4
39	Kiermaier, K	L	.250	8	20	3	5	7	2	0	0	0	0	0	4	0	0	.250	.350	.600	21	1	0	0	0
30	Kirk, A	R	.269	51	182	12	49	71	11	1	3	30	16	0	25	0	0	.328	.390	.718	201	0	2	1	5
9	Loperfido, J	L	.197	42	137	13	27	47	8	3	2	9	6	0	52	2	1	.236	.343	.579	144	0	0	1	2
38	Lukes, N	L	.303	22	76	13	23	34	4	2	1	10	10	0	9	1	0	.371	.447	.818	91	2	3	0	1
36	Schneider, D	R	.140	48	136	12	19	34	4	1	1	10	13	0	59	1	0	.219	.250	.469	151	0	1	1	2
15	Serven, B	R	.163	19	49	4	8	12	4	0	0	3	4	0	18	0	0	.241	.245	.486	55	1	0	1	0
4	Springer, G	R	.213	55	216	30	46	79	5	2	8	21	21	0	52	7	1	.295	.366	.661	241	0	0	4	2
2	Turner, J	R	.444	10	36	5	16	21	2	0	1	2	2	0	5	0	0	.474	.583	1.057	38	0	0	0	1
25	Varsho, D	L	.233	47	163	27	38	67	6	1	7	20	15	0	46	1	0	.308	.411	.719	182	0	1	3	0
7	Wagner, W	L	.321	23	78	8	25	37	6	0	2	11	4	0	14	0	0	.354	.474	.828	82	0	0	0	3
TORONTO			.249	65	2213	277	552	904	119	13	69	266	193	13	519	27	7	.318	.408	.726	2463	4	17	36	43
OPPONENT			.230	65	2139	286	493	833	95	10	75	273	209	8	522	43	18	.306	.389	.695		4	14	30	48

PITCHING

#	Player	T	W	L	ERA	G	GS	CG	SHO	GF	HLD	SV	SVO	IP	H	R	ER	HR	HB	BB	IBB	SO	AVG	WP	BK	GIDP	
40	Bassitt, C	R	2	7	5.23	12	12	0	0	0	0	0	0	63.2	71	45	37	10	9	25	0	68	.281	0	1	3	
17	Berrios, J	R	8	4	2.95	12	12	0	0	0	0	0	0	73.1	60	26	24	10	1	21	1	66	.219	1	0	7	
43	Burr, R	R	0	2	4.88	27	4	0	0	4	2	0	1	24.0	24	13	13	3	1	9	0	37	.250	0	0	0	
92	Cabrera, G	L	1	1	3.55	29	0	0	0	3	9	0	2	25.1	27	10	10	5	0	13	1	25	.284	1	0	3	
28	Clement, E	R	0	0	9.00	1	0	0	0	1	0	0	0	1.0	2	1	1	0	0	0	0	0	.400	0	0	0	
74	Cuas, J	R	0	0	0.00	1	0	0	0	0	0	0	0	1.0	0	0	0	0	0	3	0	1	.000	0	0	0	
31	de Geus, B	R	0	0	15.43	2	0	0	0	0	0	0	0	2.1	3	4	4	0	0	2	0	1	.333	0	0	0	
60	Eisert, B	L	0	0	5.79	2	0	0	0	1	0	0	0	4.2	4	3	3	0	0	1	0	2	.235	0	0	1	
52	Espino, P	R	0	1	9.00	1	1	0	0	0	0	0	0	4.0	6	4	4	1	0	3	0	1	.353	0	0	0	
44	Francis, B	R	5	3	1.80	11	10	0	0	1	0	0	0	65.0	31	14	13	9	5	8	0	58	.140	0	0	6	
63	Frias, L	R	0	0	21.60	4	0	0	1	1	0	0	0	3.1	8	8	8	1	0	3	0	5	.421	1	0	0	
93	Garcia, Y	R	0	0	4.50	2	0	0	0	2	0	0	0	2.0	1	1	1	0	0	1	0	5	.143	0	0	0	
34	Gausman, K	R	7	3	2.92	12	12	1	0	0	0	0	0	77.0	56	27	25	5	0	29	0	58	.203	3	1	4	
57	Green, C	R	2	4	4.44	26	0	0	0	19	1	10	13	26.1	21	14	13	3	1	5	1	19	.221	1	0	2	
55	Heineman, T	R	0	0	0.00	1	0	0	0	1	0	0	0	1.0	1	0	0	0	0	0	0	0	.250	0	0	0	
16	Kikuchi, Y	L	0	1	8.38	2	2	0	0	0	0	0	0	9.2	13	9	9	1	1	4	0	13	.310	1	0	0	
54	Little, B	L	1	1	3.16	29	0	0	0	3	3	1	3	25.2	22	11	9	4	1	13	1	19	.232	4	0	7	
62	Lucas, E	L	0	0	11.57	2	0	0	0	0	1	0	0	4.2	6	6	6	1	0	4	0	2	.333	0	0	1	
45	Nance, T	R	0	3	4.09	20	0	0	0	6	0	0	1	22.0	18	12	10	2	1	9	2	19	.222	2	0	4	
24	Pearson, N	R	0	0	6.75	2	0	0	0	0	0	0	0	2.2	4	2	2	0	0	2	0	1	.400	0	0	1	
56	Pop, Z	R	1	1	5.21	23	0	0	0	6	5	1	2	19.0	16	14	11	2	1	7	2	14	.219	0	0	2	
33	Richards, T	R	0	0	23.63	3	0	0	0	0	0	0	0	2.2	8	7	7	1	0	5	0	1	.533	0	0	0	
52	Robertson, N	R	0	0	0.00	1	0	0	0	1	0	0	0	1.0	0	0	0	0	0	0	0	0	.000	0	0	0	
29	Rodriguez, Y	R	0	5	4.99	12	12	0	0	0	0	0	0	52.1	46	30	29	8	2	21	0	49	.234	0	1	3	
58	Rodriguez, Y	R	0	0	15.43	4	0	0	0	2	0	0	0	4.2	10	9	8	2	1	2	0	5	.455	0	0	0	
50	Swanson, E	R	1	0	2.55	27	0	0	0	11	4	0	0	24.2	15	7	7	5	1	10	0	27	.172	0	1	1	
33	Tate, D	R	0	0	5.40	4	0	0	0	0	1	0	0	3.1	4	2	2	0	0	3	0	4	.308	0	0	0	
35	Yarbrough, R	L	1	0	2.25	11	0	0	0	2	0	0	0	1	28.0	16	7	7	2	5	6	0	22	.174	0	0	3
TORONTO			29	36	4.12	65	65	1	4	64	26	12	23	574.1	493	286	263	75	30	209	8	522	.230	14	4	48	



2024 MISCELLANEOUS STATISTICS

	HOME		ROAD		TOTALS	
	W	L	W	L	W	L
vs. Baltimore Orioles	4	3	2	4	6	7
vs. Boston Red Sox	1	5	4	3	5	8
vs. New York Yankees	4	3	2	4	6	7
vs. Tampa Bay Rays	2	4	2	5	4	9
TOTALS VS. AL EAST	11	15	10	16	21	31

vs. Cleveland Guardians	2	1	0	3	2	4
vs. Chicago White Sox	2	1	3	0	5	1
vs. Detroit Tigers	1	2	1	3	2	5
vs. Kansas City Royals	1	2	1	3	2	5
vs. Minnesota Twins	1	2	1	2	2	4
TOTALS VS. AL CENTRAL	7	8	6	11	13	19

vs. Houston Astros	1	3	1	2	2	5
vs. Los Angeles Angels	4	0	3	0	7	0
vs. Oakland Athletics	1	2	2	1	3	3
vs. Seattle Mariners	2	1	2	1	4	2
vs. Texas Rangers	3	0	1	2	4	2
TOTALS VS. AL WEST	11	6	9	6	20	12

TOTALS VS. AL	29	29	25	33	54	62
----------------------	-----------	-----------	-----------	-----------	-----------	-----------

vs. Atlanta Braves	-	-	1	2	1	2
vs. Miami Marlins	0	3	-	-	0	3
vs. New York Mets	1	2	-	-	1	2
vs. Philadelphia Phillies	0	2	1	1	1	3
vs. Washington Nationals	-	-	1	2	1	2
TOTALS VS. NL EAST	1	7	3	5	4	12

vs. Chicago Cubs	-	-	1	2	1	2
vs. Cincinnati Reds	1	2	-	-	1	2
vs. Milwaukee Brewers	-	-	1	2	1	2
vs. Pittsburgh Pirates	2	1	-	-	2	1
vs. St. Louis Cardinals	3	0	-	-	3	0
TOTALS VS. NL CENTRAL	6	3	2	4	8	7

vs. Arizona Diamondbacks	-	-	1	2	1	2
vs. Colorado Rockies	2	1	-	-	2	1
vs. Los Angeles Dodgers	1	2	-	-	1	2
vs. San Diego Padres	-	-	2	1	2	1
vs. San Francisco Giants	-	-	2	1	2	1
TOTALS VS. NL WEST	3	3	5	4	8	7

TOTALS VS. NL	10	13	10	13	20	26
----------------------	-----------	-----------	-----------	-----------	-----------	-----------

OVERALL TOTALS	39	42	35	46	74	88
-----------------------	-----------	-----------	-----------	-----------	-----------	-----------

DOUBLEHEADERS

HOME	WON 0 LOST 0 SPLIT 0
ROAD	WON 0 LOST 0 SPLIT 1

ATTENDANCE

HOME	2,681,236 (81 DATES) 33,102 AVG
ROAD	2,292,551 (81 DATES) 28,303 AVG

TOR OPP.

Double Plays	125	126
Triple Plays	0	0
Left On Base	1,106	1,038
Solo HR	89	113
Two-Run HR	47	69
Three-Run HR	16	19
Grand Slam HR	4	7
Home Runs (Home)	80	108
Home Runs (Away)	76	100

HOME ROAD TOTALS

	W	L	W	L	W	L
Shutouts	2	3	7	6	9	9
SHO - Individual	0	0	1	1	1	1
Extra Innings	2	2	3	3	5	5
One-Run Decisions	13	9	6	21	19	30
vs. LH Starters	10	10	4	12	14	22
vs. RH Starters	29	32	31	34	60	66
Grass Fields	0	0	31	37	31	37
Artificial Fields	39	42	4	9	43	51
Day Games	18	18	15	21	33	39
Night Games	21	24	20	25	41	49

WON LOST

Starters	51	61
Relievers	23	27
Streaks	5	7





TORONTO BLUE JAYS HISTORY

DAULTON VARSHO

HISTORY OF THE TORONTO BLUE JAYS™



1977 – First Pitch: On April 7, 1977, 44,649 fans brave snow and freezing temperatures as the Blue Jays play their first ever regular season game, a 9-5 win over the Chicago White Sox at Exhibition Stadium.

1970s

The City of Toronto was awarded a franchise in the American League on March 26, 1976 and named Peter Bavasi Executive Vice-President and General Manager on June 18. On August 12, the "Blue Jays" were selected by Directors from over 4,000 names and 30,000 entries in a "Name the Team" contest. Roy Hartsfield became the first on-field Manager and catcher Phil Roof was purchased from the Chicago White Sox, becoming the first player in franchise history.

On March 11, 1977, the Blue Jays played their first spring training game, defeating the New York Mets in Dunedin, Florida, by a 3-1 score. On April 7, 1977, 44,649 fans braved snow and freezing temperatures as the Blue Jays won their first ever regular season game, 9-5, over the Chicago White Sox. Doug Ault became an instant hero, hitting two home runs in the contest. Their inaugural season included a 19-3 win over the Yankees, with Roy Howell collecting nine RBI, while the season total home attendance of 1,701,052 set a record for a first-year expansion club.



Bell/Moseby/Barfield: George Bell, Lloyd Moseby and Jesse Barfield played together in Toronto's outfield for six straight seasons from 1984-1989

Over the next two seasons, in 1978 and 1979, the Blue Jays saw several firsts. Jim Clancy got the 4-2 victory in front of 44,327 fans on April 22, 1978, which is marked by the pitcher starting the first triple play in franchise history. On June 26, 1978, the Blue Jays exploded for a franchise-high 24 runs. Bobby Mattick became the team's second Manager on October 18, 1979. For his performance in 1979, SS Alfredo Griffin was named co-winner of the AL Rookie of the Year Award. From December 2-7, Toronto played host to the Winter Meetings, the first held outside the United States.

1980s

The 1980s represented a new phase for the franchise, as the club rose from an expansion team to a formidable AL East contender by the end of the decade. In 1980, still in the early years, the club set a franchise record with 67 victories while pushing attendance past six million, an expansion record. Field manager Bobby Cox took over the reins in 1982 and led the club to new heights in his four years as Manager. 1982 saw the team climb out of the basement for the first time in its history, winning 78 games to finish in a tie for 6th with Cleveland.

1983 marked a significant time as the Blue Jays finished over .500 for the first time in franchise history with an 89-73 record, good for 4th place and only nine games out of first. Notable performances included the first 100 RBI season by a Blue Jay (Willie Upshaw) and first 100-run season (Lloyd Moseby). The Blue Jays became only the second team in league history to win Player of the Week honours in three consecutive weeks, when Luis Leal, Dave Stieb, and Lloyd Moseby turned the trick in May. The enthusiasm for the club continued to build as a record 9,104 season tickets were sold for the 1984 season. Fans saw their club march up the standings for a second-place finish at 89-73, solidifying their position as AL East contenders. Over the course of the season, the Blue Jays claimed 19 one-run contests in a row, while Cliff Johnson set a then Major League record mark for pinch-hit home runs with his 19th career shot. All of this was witnessed by 2,110,009 fans, which put the Blue Jays in elite company as just the 18th franchise to top two million fans in a season.

PLAYOFF BOUND:

The ascent to AL East Champions was complete in 1985. On the second to last day of the regular season, the Blue Jays defeated the New York Yankees by a 5-1 score to secure their first postseason berth. During the 1985 season a Blue

Jays ticket was a hot commodity. On July 27, the club saw average attendance top 30,000 per game for the first time. 47,686 fans showed up for an October 4th contest vs. New York to set a single game mark, while final attendance reaches a new high of 2,468,925. Season ticket sales are capped at 11,500.

The Blue Jays' first foray into the playoffs provided lots of drama and some solid learning experiences for future





George Bell MVP: George Bell cemented himself as the AL's best, posting a .308 average with 47 home runs and 134 RBI to earn MVP honours. He is one of two players in franchise history to win the award (Josh Donaldson - 2015).

years. Jumping out to 2-0 and 3-1 series leads vs. the AL West Champion Kansas City Royals, it appeared inevitable that the Blue Jays would make their first World Series appearance. Unfortunately, the Kansas City Royals had other ideas, coming from behind to become only the 5th club in Major League history to win a series after trailing 3-1. George Brett led the way, collecting several key hits while Jim Sundberg delivered the decisive blow off Blue Jays ace Dave Stieb, with a bases-clearing, wind-assisted triple off the top of the right-field fence in Game 7.

Heading into 1986, season tickets were capped at 14,000 as the club celebrated its 10th anniversary. On July 10, INF Damaso Garcia became the first player to record 1,000 hits in a Blue Jays uniform, while RHP Jim Clancy became the first to win 100 games for the franchise. SS Tony Fernandez became the first to record 200 hits in a season and RF Jesse Barfield earned the franchise's first Gold Glove award. The Blue Jays dropped to 4th place in the East with an 86-76 record, as Jimmy Williams took over as team Manager.

MVP:

George Bell cemented himself as the AL's best, posting a .308 average with 47 home runs and 134 RBI to earn the honour as AL MVP in 1987. He became the first Blue Jay ever selected by fans to appear in an All-Star Game. The Blue Jays set several club marks, including a 10-home run game vs. Baltimore on September 14, with Ernie Whitt belting three. A franchise record 11-game winning streak began on June 2, while attendance soared to 2,778,429, an all-time high for any AL East club. On Canada Day, a single-game record 47,828 fans packed their way into Exhibition Stadium in a contest vs. the New York Yankees. The season ended in shocking fashion as a 3.5 game lead was lost in the final week with seven consecutive losses. Four of the losses came to eventual champions, Detroit, all of them by one run, including two in extra innings. On the season's final day, LHP Jimmy Key lost a 1-0

battle to Frank Tanana with the lone run coming from a wall-scraping home run to left field by OF Larry Herndon in the 2nd inning. Key injuries to C Ernie Whitt and SS Tony Fernandez down the stretch proved to be too much to overcome.

A 3rd place finish in 1988 (87-75) was highlighted by some individual accomplishments. George Bell began the season the same way he left off his 1987 MVP campaign, becoming the first player in Major League history to hit three home runs on Opening Day and the only player over the course of the season to earn two Player of the Week awards. Dave Stieb continued his dominance of AL hitters, flirting with no-hitters on three occasions, all three one-hitters, including back-to-back one-hitters on Sept. 24 and 30. Incredibly, both games saw him lose the no-hitter with two outs in the 9th inning.

A SIGNIFICANT CHANGE:

The 1989 season began with the naming of Paul Beeston as President on January 10. On May 15, with the team sitting at 12-24, Manager Jimmy Williams was replaced by Cito Gaston on an interim basis. On May 28, the Blue Jays played their final game at Exhibition Stadium, defeating the White Sox, 7-5. The team moved into the SkyDome and capped season tickets at 26,000. The SkyDome opened on June 5 with a 5-3 loss to the Milwaukee Brewers. 49,501 watched the Blue Jays on September 16, setting a new single-season record for home attendance. The Blue Jays went on to post a 77-49 record under Cito Gaston and clinched their second division title. Dave Stieb posted two more one-hitters, and came within one out of a perfect game vs. New York on August 4, when Roberto Kelly broke up the bid with a double.

BEEN HERE BEFORE:

For the second time in five seasons, the Blue Jays were East Division Champions and fell in the Divisional Series, this time to the AL West Champion Oakland Athletics. The Blue Jays were no match for Rickey Henderson, who batted .400 in the series with a 1.609 OPS and a LCS record eight stolen bases in the five-game series. They were outscored, 31-16, with the Blue Jays only victory coming in Game 3 behind Jimmy Key.

1990s

The Toronto Blue Jays entered the 90's as an established contender, looking to build on regular season performances that had yet to yield playoff success. With the state-of-the-art SkyDome now their home, it was time to see this vision become reality.

In the first full season at SkyDome, and the first full season under Cito Gaston, the club came up just short of a post-season berth, finishing two games behind the Red Sox with an 86-76 record. The team set a Major League attendance record by passing the Dodgers' 1982 mark on September 19. Dave Stewart tossed SkyDome's first no-hitter on June 29 while pitching for the Oakland A's.

AND THEN HE WAS PERFECT:

On September 2, 1990, Dave Stieb accomplished what had appeared so elusive in his career, tossing his first and only no-hitter vs. the Cleveland Indians. Jerry Browne lined out to right fielder Junior Felix to end the contest.

In December of 1990, the Blue Jays cemented a deal that changed the fortunes of the club, acquiring future Hall of Famer 2B Roberto Alomar and OF Joe Carter from San Diego in exchange for SS Tony Fernandez and 1B Fred McGriff. Another attendance mark was set

Stieb No-Hitter: On Sept. 2, 1990 vs. Cleveland, Dave Stieb tossed the only no-hitter in Blue Jay history.





Joe Carter – 1993: The Blue Jays won their 2nd consecutive World Series title after Joe Carter hit a walk-off home run in Game 6 vs. the Phillies to help Toronto capture the series.

and the four-million fan barrier was broken as 4,001,526 saw the Blue Jays return to the postseason by winning the AL East with a 91-71 record. Tom Henke set a then record for consecutive saves with 25. On May 1 in Texas, Nolan Ryan no-hit the Blue Jays for his 7th and final no-hitter. Chosen to host their first All-Star Game, 52,382 fans packed the Sky-Dome to see Jimmy Key pick up the win for the home side.

THIRD TIME IS A CHARM:

The AL West Champion Minnesota Twins awaited the Blue Jays in the AL Championship Series. The Blue Jays came home to Toronto with a 1-1 series split, primed to make their first World Series appearance. Unfortunately, an 11-inning heartbreaker turned the series as Mike Pagliarulo homered off Mike Timlin to put the Blue Jays down, 2-1. In Game 5, the Twins finished off the series by scoring three runs in the 8th inning, winning, 8-5, and sending the Blue Jays home early once again.

Newly acquired Jack Morris led the Blue Jays into the 1992 season by making his Major League record 13th consecutive Opening Day start. He tossed a complete game in a 4-2 win in Detroit. The Blue Jays set a Major League attendance record again in 1992 with 4,028,318 fans and clinched their fourth playoff berth on October 3. Dave Winfield set a Blue Jays mark with 23 home runs as a DH while becoming the oldest player to register 100 or more RBI in a season.

TIME TO CELEBRATE:

An old foe awaited Toronto in the 1992 Championship series in the Oakland Athletics, a team very similar to the club that handled the Blue Jays just two seasons earlier in the playoffs. The Blue Jays split the first two games at home before heading to Oakland for Games 4, 5, and 6. Juan Guzman gave the Blue Jays a 2-1 series lead before a dramatic Game 4 became the catalyst for the Blue Jays' first ever World Series appearance. In Game 4 at the Coliseum, the Blue Jays found themselves down 5-1 after three and 6-1 heading into the 8th inning. They came within striking distance with a three-run 8th inning before Dennis Eckersley, one of the league's best closers, attempted to close out the game in the 9th. With a man on, Roberto Alomar delivered one of the biggest hits in franchise history, belting a game-tying two-run home run to right field. The Blue Jays went on to win, 7-6, in 11 innings and then took the series in six games.

More drama ensued in the Blue Jays' first World Series appearance, facing perennial playoff club, the Atlanta Braves. After dropping the first contest, Game 2 saw backup C/INF Ed Sprague propel the Blue Jays to their first ever World Series win with a pinch-hit, two-run home run off Jeff Reardon in a 5-4 win. Game 3, the first World Series game played outside of the US, was noteworthy for 'the catch' made by Devon White in the 4th inning, resulting in a near triple play. That was key in keeping the score tied at 2-2 in the 9th inning. Candy Maldonado drove in Roberto Alomar for the game-winner and a 2-1 series lead. After a 2-1 win in Game 4, the Blue Jays were unable to close the series out at home. Toronto needed one more dramatic at-bat to bring the World Series to Canada. Tied, 2-2, in the 11th inning of Game 6, Dave Winfield doubled down the left-field line to drive in two runs. When Mike Timlin tossed an Otis Nixon bunt to Joe Carter, the long journey to World Series Champions had concluded.

In 1993, a record-tying seven Blue Jays were selected to the All-Star team (Alomar, Carter, Hentgen, Molitor, Olerud, Ward, White). John Olerud flirted with a .400 average, going as late as August 2 at the .400 mark, and eventually became the first Blue Jay to win a batting title. In fact, the top three spots at season's end belonged to the Blue Jays (Olerud – .363, Molitor – .332, Alomar – .326), the first time in 100 years this had occurred. The Blue Jays won the AL East again, and on July 31, they acquired OF Rickey Henderson to propel them into another postseason run.

In the 1993 AL Championship Series, the Blue Jays and Chicago White Sox each won two games on opposition soil before the Blue Jays reversed the trend and took Game 5 at SkyDome. In all six games, the team that scored first won the contest. Roberto Alomar once again led the way with a .316 average, including reaching base in all five plate appearances in Game 5. Dave Stewart closed out the series, moving to 8-0 in ALCS play with a 6-3 victory.



In a highly entertaining series, the Blue Jays brought back-to-back championships to Canada, defeating the Philadelphia Phillies in six games. The series was highlighted by a classic Game 4 contest in Philadelphia on October 20 that saw the Blue Jays overcome 12-7 and 14-9 deficits with a six-run 8th inning. 10 men came to the plate in the 8th, with Devon White tying the contest with a two-out RBI triple. Rickey Henderson provided the game-winning hit in a contest that took four hours and 14 minutes to play. In Game 6 in Toronto, the Blue Jays trailed the Phillies, 6-5, entering the bottom of the 9th. Phillies closer Mitch Williams allowed a walk to Henderson and a one-out single to Molitor before Joe Carter ended the series with a three-run home run to left field. The,

"Touch 'em all, Joe! You'll never hit a bigger home run in your life," quote was made famous by longtime Blue Jays announcer Tom Cheek.

The 1994 season ended prematurely on August 12 as a player strike began. It did not end until late April of 1995. The Blue Jays did not return to the postseason during the balance of the 90's, finishing as high as 3rd in 1998 and 1999. Paul Beeston was named Canada's Baseball Man of the Year in 1994, while Howard Starkman picked up the Robert O. Fishel award for Public Relations Excellence in 1996. The Blue Jays opened their 20th season in Las Vegas vs. Oakland, a season where Pat Hentgen began a string of three successive Blue Jays CY Young award winners, with Roger Clemens winning in 1997 and 1998.



Carlos Delgado: The first baseman played with the Blue Jays for 12 seasons, from 1993-2004. He is the all-time club leader in many offensive categories, including runs (889), doubles (343), home runs (336), RBI (1,058) and walks (827).

EXCELLENCE IS MEASURED:

The Blue Jays honoured George Bell and Dave Stieb by unveiling their names as the first on the Level of Excellence. Over the years, only the most prominent Blue Jays will see their names on the outfield facade.

Joe Carter and Cito Gaston were added in 1999.

Cito Gaston ended a glorious run with the club after being relieved of his duties on September 24, 1997. During his tenure, the club won three divisional titles and two World Series.

Interleague Play began in 1997 with the Blue Jays playing the Montreal Expos in the regular season for the first time. The decade closed out with some significant accomplishments after Gord Ash assumed the role of General Manager in 1998. The same year, Tony Fernandez became the all-time hits leader and Roger Clemens became just the 11th pitcher in MLB history to record 3,000 strikeouts. Shawn Green became the first Blue Jay to post 30 home runs and 30 stolen bases in 1998. Pat Hentgen became the 4th Blue Jay to win 100 games and Billy Koch posted his 31st save in 1999 to set a then AL rookie record.

2000s:

Rogers Communications assumed control of the franchise in September of 2000. During the summer of the same year, the Blue Jays put on a

Halladay 2003 Cy Young: Roy Halladay became the third Blue Jay to win a Cy Young Award in 2003, joining Pat Hentgen (1996) and Rogers Clemens (1997-1998). Halladay is the all-time club leader in winning % (.661) while ranking 2nd in wins (148), shutouts (15) and strikeouts (1,495).



Ted Rogers: In September of 2000, local ownership returned to the Toronto Blue Jays as Rogers Communications Inc. purchased 80% control of the franchise.


power display, becoming the first Major League team to have four players with 20 or more home runs before the All-Star break (Delgado, Batista, Mondesi, Cruz). The 134 home runs at home set a new AL mark and the 244 total home runs set a new franchise record. Carlos Delgado was named Sporting News Player of the Year.

The 2001 campaign saw the club open the season with one game vs. the Texas Rangers in Puerto Rico. Raul Mondesi pulled off the first straight steal of home in franchise history and Carlos Delgado assumed the franchise lead in home runs, passing Joe Carter. Jeff Frye hit for the cycle on August 17, joining Kelly Gruber as the only Blue Jays to accomplish the feat.

Carlos Delgado's team-record streak of 432 consecutive games played came to an end on August 4, 2002. Pat Gillick was enshrined on the Level of Excellence on August 7, 2002. The 2002 campaign came to a close with Eric Hinske named AL Rookie of the Year.

On June 15, 2003, Reed Johnson became only the fourth player in MLB history to hit a leadoff and walk-off home run in the same game. Roy Halladay won 15 straight decisions in 2003 on his way to a club-record 22 wins and a Cy Young award.

On September 2, 2003, Carlos Delgado banged out four home runs to become the 15th player in MLB history to accomplish the feat. Legendary broadcaster Tom Cheek had his streak of 4,306 consecutive games come to an end after the sudden passing of his father on June 3, 2004. Later in the season, Cheek was enshrined on the Level of Excellence.



Manager Carlos Tosca was relieved of his duties on August 8, 2004 and replaced by John Gibbons. The final day of the season was overshadowed by the sudden passing of longtime Blue Jay and current broadcaster John Cerutti.

Vernon Wells picked up a Gold Glove Award in 2004 and again in 2005. On April 4, 2005, Tom Cheek called back-to-back home runs by Orlando Hudson and Vernon Wells in his last game as a Blue Jays broadcaster; he later passed away on October 9, 2005.

After key signings of A.J. Burnett and B.J. Ryan in 2006, the team went on to post its best record of the decade, finishing in 2nd place with an 87-75 record. It marked the first time the Blue Jays placed higher than 3rd since the World Series winning clubs in 1992 and 1993. They saw five players go to the All-Star Game (Halladay, Ryan, Wells, Glaus, Rios).

The Blue Jays signed free agent Frank Thomas to a two-year contract in 2007. On June 28 in Minnesota, he became just the 21st player in MLB history to hit 500 career home runs, accomplishing the feat with a 1st inning home run off Carlos Silva.

Cito Gaston made his return to the dugout as he replaced John Gibbons as Manager with the team holding a 35-39 record. Gaston led the club to a 10-game winning streak in September, finishing with a 51-37 record the rest of the way in 2008. He was rewarded with a two-year contract following the season.

General Manager JP Ricciardi was replaced following the 2009 season by assistant Alex Anthopoulos on October 3. Aaron Hill and Adam Lind had stellar offensive seasons, earning both players a Silver Slugger Award. Hill also was named Comeback Player of the Year, while Lind was recognized as the AL's best Designated Hitter, picking up the Edgar Martinez Award.

2010s

In 2010, Jose Bautista won the Hank Aaron award and a Silver Slugger award, after setting a club mark with 54 home runs. He became just the 16th player in MLB history to record 54 home runs and the 7th player to post 50 home runs, 30 doubles, and 100 walks in the same season. Overall, the team hit 257 home runs, tying for the 3rd highest total in MLB history. Brandon Morrow turned in one of the most impressive performances in franchise history on August 8 vs. Tampa Bay as his no-hit bid ended with two outs in the 9th inning. However, he finished with a one-hitter and 17 strikeouts. Cito Gaston was honoured in the final home game with a pre-game ceremony on September 29, 2010.

THE HALL IS CALLING:

Roberto Alomar, a 12-time All-Star and 10-time Gold Glove-winning second baseman, was inducted into the National Baseball Hall of Fame by the Baseball Writers' Association of America on July 24, 2011 at the Clark Sports Center in Cooperstown, NY. The two-time World Series Champion donned



Home Run Record: Jose Bautista broke the Blue Jays home run record in 2010, leading the Majors with 54 homers. He remains as the only Toronto player to hit at least 50 home runs in a season.



Cito Gaston: Cito Gaston waves goodbye as he is honoured at Rogers Centre in the final game of 2010. Gaston has the most wins as a manager in club history, amassing 913 in 1764 games (1989-1997; 2008-2010).

the Toronto Blue Jays cap in the Hall, marking the first ever Blue Jays player to be elected into the Hall of Fame. Alomar, who was in his 2nd year on the ballot, received 523 votes which then represented the 3rd highest total in history, for a 90 percent majority.

John Farrell was appointed as the 12th Manager in franchise history and led the club to an 81-81 record in his first season. Jose Bautista was once again the offensive leader, earning a second consecutive Hank Aaron award as the league's best hitter. He led the AL in home runs with 47, while also posting league leading numbers in walks (132), slugging percentage (.608) and OPS (1.056). Bautista became the first player to lead the Majors in all of the above categories since Barry Bonds in 2001, and the first AL player since Ted Williams in 1942. The fans also recognize his dominance by registering 7,454,753 All-Star votes, then the most in MLB history. In the minors, four of the Blue Jays affiliates made the playoffs, with two clubs (New Hampshire and Vancouver) winning league championships. Baseball America rated the Blue Jays Minor League system 4th, up from 19th just one year prior. On November 18, 2011, the Blue Jays unveiled a new logo that brought the "blue" back to the Blue Jays, recognizing the classic Toronto look.

In June of 2012, Jose Bautista recorded 14 home runs, 30 RBI, 22 walks and 24 runs scored in 27 games to capture his 5th career monthly award. He also finished at the top in homers, RBI, and slugging percentage (.750), and tied for 1st in walks and extra-base hits (18). His 14 homers established a new club record for the most home runs in any single month and marked the most in a calendar month by any player since Colorado's Troy Tulowitzki hit 15 round trippers in September of 2010. It also was the most for an AL player since New York's Alex Rodriguez hit 14 home runs in April of 2007.

On Sept. 18, 2012, the club announced that they had entered into a Player Development Contract with the Buffalo Bisons of the International League (AAA). On Oct. 21, 2012, the Blue Jays released Manager John Farrell from his contract as he was hired by the Red Sox to take over that same position with them, an agreement reached by both teams. On Nov. 19, 2012, the Blue Jays and Marlins completed the biggest trade in baseball history, measured in number of players changing hands, as Toronto acquired RHP Josh Johnson, LHP Mark Buehrle, SS Jose Reyes, IF/OF Emilio Bonifacio, and C John Buck in exchange for C Jeff Matthis, SS Yunel Escobar, SS Adeiny Hechavarria, RHP Henderson Alvarez, LHP Justin Nicolino, OF Jake Marisnick, and RHP Anthony Desclafani. On Nov. 20, the Blue Jays hired John Gibbons as Manager to take over for John Farrell. Gibbons became the second person to have two tenures as Blue Jays Manager, along with Cito Gaston. General Manager Alex Anthopoulos made another big splash in the offseason by acquiring the 2012 NL Cy Young award winner, RHP R.A. Dickey, from the New York





Tom Cheek: Tom Cheek, who called the first 4,306 regular-season and 41 postseason games in Toronto Blue Jays history, was selected as the 2013 recipient of the Ford C. Frick Award, presented annually for excellence in broadcasting by the National Baseball Hall of Fame and Museum. Cheek, who passed away on Oct. 9, 2005, was honoured as part of Hall of Fame Weekend 2013 in Cooperstown, N.Y.

Mets on Dec. 17, 2012, along with C Josh Thole and C Mike Nickemas in exchange for two of Toronto's top prospects, C Travis d'Arnaud and RHP Noah Syndergaard, along with C John Buck and OF Wuilmer Becerra.

Major League Baseball and Baseball Commissioner Allan H. (Bud) Selig named the Toronto Blue Jays as the 2012 recipient of the Commissioner's Award for Philanthropic Excellence, which was created in 2010 to annually recognize an extraordinary charitable and philanthropic effort of an MLB club.

Toronto had four players participate in the 2013 All-Star game along with Manager John Gibbons, who was one of the coaches selected by Jim Leyland. OF Jose Bautista, 1B Edwin Encarnacion, LHP Brett Cecil, and RHP Steve Delabar represented the Blue Jays at the 2013 Classic at Citi Field. Delabar was the winner of the mlb.com Final Vote, becoming the first Toronto player to win with 9.6 million votes. On July 21, 2013, Carlos Delgado became the 9th member inducted into the Toronto Blue Jays Level of Excellence.

In July of 2013, Tom Cheek was inducted in the National Baseball Hall of Fame and Museum as the Ford C. Frick winner, having called the first 4,306 games in club history. Cheek also called the team's first 41 postseason contests, and his "Touch 'em all, Joel!" call still resounds in the hearts and minds of fans across the country. The legendary broadcaster saw his name placed on the Level of Excellence in 2004 and passed away the following year after a lengthy and brave battle with brain cancer.

On Dec. 9, 2013, at the Winter Meetings, Roy Halladay signed a contract with the Blue Jays. This agreement ensured that the legendary right-hander retired as a Toronto Blue Jay. Halladay finished a distinguished 16-year career with a record of 203-105 (.659 winning percentage) in 416 games (390 starts) with an ERA of 3.38. Roy is among the Blue Jays club leaders in many pitching categories, ranking 2nd in wins (148), strikeouts (1,495), and shutouts (15), 3rd in ERA (3.43), starts (287), complete games (49), and innings pitched (2,046.2). His 148-76 record as a Blue Jay resulted in a .661 winning percentage, the highest mark in club history.

Jose Bautista once again led the Majors in the 2014 fan voting (5,859,019) and made his 5th consecutive appearance in the All-Star Game, joining Roberto Alomar as the only Toronto players to earn four consecutive starts. Bautista was named the AL captain for the Home Run Derby and was eliminated in the semi-final by the eventual winner, Yoenis Cespedes. His 10 homers in the 1st round were the most by any participant. On Sept. 8, 2014 vs. CHC, Bautista hit his 200th career homer as a Blue Jay, becoming just the 5th player in club history to accomplish the feat. Edwin Encarnacion led the Majors in May, 2014 with 16 HR, 22 XBH, a .763 SLG, and was 2nd with 33 RBI. The 16 HR in May set a club record for any month and was the most by any player in May since Barry Bonds hit a MLB record 17 HR in 2001. The 16 homers in May were tied for 2nd on the all-time MLB list with Mickey Mantle (1956) and Mark McGwire (1998). It was the most hit in any month since Sammy Sosa hit 17 HR in August, 2001. Encarnacion's five multi-HR games in May tied an MLB record for most multi-HR games in any calendar month (Albert Belle: Sept., 1995 and Harmon Killebrew: May, 1959). He was named AL Player of the Month for May. On June 6, 2014 vs. STL, the Blue Jays celebrated the 25th anniversary of the Rogers Centre. Like they did back on June 5, 1989, they sent Jimmy Key to the mound to throw out the Ceremonial First Pitch to former catcher Ernie Whitt. Joining them to deliver the game's starting lineup was former Blue Jays Manager Cito Gaston, who managed the first game at the ballpark. On April 10, 2014 the Toronto Blue Jays announced the creation of the Howard Starkman Award to be presented annually to the Employee of the Year. Starkman officially retired on April 11 as the longest serving employee in the organization and was the inaugural recipient of the award named in his honour. On Sept. 10, the Toronto Blue Jays were named the winners of 2014 Steve Patterson Award for excellence in sports philanthropy, granted in recognition of the Jays Care Foundation's charitable and community efforts across Canada.

RETURN TO THE PLAYOFFS:

In 2015, the Blue Jays had Josh Donaldson, Jose Bautista, and Russell Martin represent them in the 86th All-Star Classic. Donaldson was the MLB leading vote-getter, setting an all-time record after accumulating 14,090,188 votes. He was the first Toronto third baseman and fourth Toronto infielder to win a fan election, joining Roberto Alomar (1991-94), John Olerud (1993), and Carlos Delgado (2003). For Bautista, it marked his 6th straight overall All-Star selection (2010-2015), his first time being chosen by the players. For the 5th straight year he was selected as a starter, the only Blue Jay to accomplish the feat. His six All-Star appearances also represent the most by any Blue Jay (Roberto Alomar-5, Joe Carter-5). Prior to the July, 2015 trade deadline, GM Alex Anthopoulos pulled off four separate deals as Toronto acquired Troy Tulowitzki and LaTroy Hawkins from the Rockies on July 28. The Jays also acquired David Price from the Tigers on July 30 before adding Ben Revere from the Phillies and Mark Lowe from the Mariners on July 31. After that point, Toronto posted a record of 40-18 the rest of the way for the best record in baseball. On Aug. 31, 2015, Rogers Communications announced that Mark Shapiro had been appointed President and CEO of the Toronto Blue Jays and Rogers Centre, to take place following the completion of the team's 2015 season. Shapiro assumed the role from Paul Beeston, who retired at the end of the season. The team clinched its first division title since 1993 after defeating the Orioles in Baltimore by a score of 15-2 in Game 1 of a doubleheader on Sept. 30. The victory ended the longest active playoff drought by any team in professional sports, and marked the 6th division title in franchise history. The Blue Jays defeated the Texas Rangers in the best-of-five Division Series after trailing 2-0. In the finale, Jose Bautista put Toronto in front for good, crushing a three-run homer in the 7th inning to break a 3-3 tie. Toronto then lost their ALCS series vs. the Royals in six games. On Oct. 29, 2015, Alex Anthopoulos stepped down as Senior VP of Baseball Operations and GM. Vice President of Baseball Operations and Assistant GM, Tony Lacava was named Interim General Manager following Anthopoulos's departure.





The Bat Flip: Jose Bautista gives Toronto a 6-3 lead with a three-run homer in the 7th inning of Game 5 of the 2015 ALDS vs. Texas.

On Nov. 19, 2015, Josh Donaldson became just the second player in franchise history to win the AL MVP Award (George Bell in 1987). Donaldson finished with 23 first-place votes (385 points overall), 81 more points than the 2nd place finisher, Mike Trout. On Dec. 3, 2015, Toronto named Ross Atkins as Executive Vice President of Baseball Operations and General Manager. He became the seventh GM in franchise history. Tony LaCava was then promoted to the position of Senior Vice President of Baseball Operations and Assistant GM after serving as the Interim GM.

In 2016, the Blue Jays secured the top Wild Card position after going 89-73, representing the seventh postseason in franchise history. It marked just the second time in club history to earn a postseason berth in consecutive seasons (last: 1991-1993). The Blue Jays defeated the Orioles at Rogers Centre in the Wild Card game on Tuesday, Oct. 4, after Edwin Encarnacion hit a walk-off three-run homer in the 11th inning. Toronto won the Division Series, 3-0, over Texas for their first ever postseason sweep. The Jays appeared in consecutive ALCS series in back-to-back seasons for just the second time in franchise history (1991-1993), but fell to the Cleveland Indians, 3-1, in the ALCS. Toronto drew 3,392,099 in attendance for an average of 41,878, which represented the most in the AL and third most in the Majors (LAD - 45,720; STL - 42,525), their highest total since 1994 (49,287). Aaron Sanchez led the American League in ERA at 3.00, becoming the 5th different Blue Jays pitcher to lead the AL in ERA, joining Roger Clemens (2x), Dave Stieb, Juan Guzman, and Jimmy Key. J.A. Happ was one of just three pitchers to finish the year with 20 wins (Rick Porcello - 22, Max Scherzer - 20) as he became the 6th different 20-game winner in club history (8th time), joining Roy Halladay (2x), Roger Clemens (2x), Jack Morris, Pat Hentgen, and David Wells. It marked the second time that a left-hander recorded 20 wins in a season (David Wells - 20 in 2000). Edwin Encarnacion became the third player in club history to record four seasons of 35+ HR and 100+ RBI, joining Delgado (5x) and Bautista (4x). The Jays also averaged over 1 million viewers per game on TV nationwide (Sportsnet).

In 2017, Roberto Osuna and Justin Smoak represented the Blue Jays at the All-Star Game. At 22.352 years old, Osuna became the youngest player to appear in an ASG in team history. Smoak went 1-for-1 with a walk to become the third Blue Jay to reach base more than once in a Midsummer Classic contest. The first baseman hit a career-high 38 homers in 2017, the most all-time by a Toronto switch-hitter. He also set an MLB record with 11 home runs in the 9th inning or later. Marcus Stroman became the 2nd pitcher in team history to win a Gold Glove Award (R.A. Dickey - 2013) and while leading the Majors in ground ball percentage (62.9). The team played in an AL-high 53 one-run games. Despite finishing 76-86, Toronto led the AL in attendance, selling 3,203,886 tickets.

In 2018, the season began with the retiring of a workhorse starter, as the late Roy Halladay had his number 32 lifted to the rafters on Opening Day. Lourdes Gurriel Jr. recorded multiple hits in 11 straight games from July 11-29. The multi-hit streak was the longest in team history and marked the seventh 11+ game multi-hit streak since 1900. The shortstop took AL Rookie of the Month for July with a .423 (30-for-71) average over the course of the month. Kendrys Morales also had a club-record streak as he homered in seven straight games from Aug. 19-26. The seven-game stretch was the longest ever by a switch-hitter and tied for 4th longest all-time, one back of the leaders. J.A. Happ was Toronto's lone representative at the All-Star Game and picked up the first save ever by a Blue Jay at the Midsummer Classic. Rowdy Tellez joined the club in September and became the first player in the live-ball era to have an extra-base hit in each of his first three MLB plate appearances. He then became the first player to record seven doubles in his first seven career games and tied an MLB record with 10 XBH in his first 40 PA. The team set a franchise record, using 63 different players to get through 2018.

Toronto wrapped up the decade with an average roster age of 26 years and 266 days in 2019, the second youngest in the Majors, as Charlie Montoyo took over as Manager. The average age of their position players was 25.298, the youngest among all 30 clubs. The Blue Jays had an MLB-high 840 games played by rookies during the campaign and led all teams in rookie hits (535), doubles (115), home runs (97), RBI (284), walks (224), and extra-base hits (218). The club set team records in rookie doubles, homers, RBI, walks, and extra-base hits, having only more hits and games played in their 1977 inaugural season. They also became the first team ever to have double-digit home runs from six different rookies, surpassing the 1958 San Francisco Giants. Cavan Biggio recorded the third cycle in franchise history as he accomplished the feat on Sept. 17 in Baltimore. Bo Bichette set an MLB record with a nine-game doubles streak from July 31-Aug. 8, and became the first player to ever record 15 extra-base hits in his first 15 career games. Vladimir Guerrero Jr. led AL rookies with 126 hits and became the first rookie in team history to win two Player of the Week Awards. The 20-year-old also became the youngest player to ever participate in the Home Run Derby and set an MLB record as he hit a total of 91 homers in the competition, surpassing Giancarlo Stanton's total of 61 in 2016.



2020s

The 2020 season was like no other. After the COVID-19 pandemic delayed Opening Day until July 24, the Blue Jays made Sahlen Field in Buffalo, NY, their "home" for the 60-game season - the first season without Major League Baseball in Canada since 1968. Toronto managed to go 17-9 at home and finished with a 32-28 record, good enough for a Wild Card spot in the newly expanded 16-team postseason format. The Jays lost both playoff games in Tampa Bay, 3-1 and 8-2, after making the postseason with the youngest average roster age of all 16 clubs. They were also the first team in 105 years to make the playoffs without a single player who had been in the Majors for at least 10 seasons. Toronto finished the 2020 campaign with a .533 win%, after a .414 win% (67-95) in 2019, for a year-on-year improvement of +.119, the 2nd largest in team history. Teoscar Hernández slugged 16 home runs, tied for 5th most among AL batters while ranking 7th in SLG (.579) and 7th in OPS (.919). Lourdes Gurriel Jr. finished 6th in the AL with a .308 batting average. Hyun Jin Ryu ranked 4th in the AL with a 2.69 ERA while 3rd in MLB with a 3.0 bWAR. Toronto was also named the recipient of the 2020 Allan H. Selig Award for Philanthropic Excellence, recognizing the club's Blue Jays Community Commitment, a \$7.5 million COVID-19 response plan that supported those disproportionately affected by the pandemic across Canada.

As border closures continued into 2021, the Blue Jays started a season south of the border for a second consecutive year. They played their first three homestands in Dunedin, FL, becoming the first team ever to hold a home opener in three different cities in three consecutive seasons. The club went 10-11 at TD Ballpark, then 12-11 at Sahlen Field, and finished 47-33 overall at home. The team returned to Rogers Centre on July 30 after 670 days away, the longest such stretch in MLB history. The Blue Jays became the 1st team to play home games in three different states/provinces in the same campaign. Toronto hitters connected for an MLB and franchise-high 262 home runs. Bo Bichette, Vladimir Guerrero Jr., Teoscar Hernández, and Marcus Semien were all named All-Stars for the 1st time in their careers. Guerrero Jr. tied Salvador Pérez for the MLB home run lead at 48, the most home runs in a season all-time by a player age 22 or younger, and became the youngest ever to win All-Star Game MVP. Bichette led the AL with 191 hits while his 29 homers were the most by a shortstop in team history. Semien ranked 1st in the Majors with 86 extra-base hits and his 45 home runs were the most in MLB history by a second baseman. Hernández finished 3rd in the Majors with 116 RBI and ranked 7th in the AL with a .296 average. All four All-Stars also reached the 100-RBI plateau, marking the 1st time in club history to have four players do so in the same season. Guerrero Jr. and Semien ended up finishing 2nd and 3rd in AL MVP voting and each claimed a Silver Slugger Award, along with Hernández. Robbie Ray became the 1st Blue Jay to lead the Majors in strikeouts (248) and was

the 6th in team history to lead the AL in ERA (2.84) as he claimed the AL Cy Young Award. Toronto's 91 wins finished 4th in the division and were one shy of a Wild Card spot, as the 2021 AL East was the first division since realignment in 1994 to have four 90-win teams.

Toronto played its home ball based out of Rogers Centre for the full 2022 campaign and returned to the playoffs once more, falling in two games to Seattle in the Wild Card round. Blue Jay batters led the Majors with a .264 batting average and topped the AL in AVG, OBP, SLG, and OPS for the 1st time in team history. George Springer was named to his 4th All-Star team while Vladimir Guerrero Jr. became the 5th Blue Jay to be named a starter in consecutive years. Santiago Espinal, Alejandro Kirk, Alek Manoah, and Jordan Romano all made the Midsummer Classic for the 1st time in their careers. Manoah finished 3rd in Cy Young Voting as he ranked top-five in the AL in wins, ERA, innings pitched, opponents' average, WHIP, and quality starts. Kirk became the 1st catcher in team history to win a Silver Slugger Award as he led all MLB catchers in both AVG and OBP. Bo Bichette finished the year strong with a club-record 48 hits in September and became the 1st Blue Jay ever to lead the AL in hits in multiple seasons.

The Blue Jays won 89 games under Manager John Schneider during his 1st full season at the helm in 2023, returning to the playoffs in consecutive campaigns for the first time since 2015-2016. For the 3rd time in four years, the club was swept in the Wild Card round, this time in Minnesota. Vladimir Guerrero Jr. was crowned the Home Run Derby Champion in Seattle, becoming the 1st Blue Jay to ever win the event. He was joined as an AL All-Star by Bo Bichette, Kevin Gausman, Whit Merrifield, and Jordan Romano. The pitching staff combined for a 3.78 ERA, 2nd best in the AL, while recording a club-record 1,528 strikeouts. Gausman led the way with a career-high and AL-best 237 strikeouts while finishing 3rd in AL Cy Young voting. The gloves shined as the defence played 107 error-free games, the most in team history, and recorded a total of 82 Defensive Runs Saved, the most in the Majors. Newly acquired Daulton Varsho finished 1st in MLB with 29 total runs saved.

The team stumbled to a 74-88 record in 2024, finishing 5th in the AL East. Vladimir Guerrero Jr. shined in his age-25 season, setting career highs in batting average (.323), hits (199), doubles (44), and intentional walks (12), while swatting 30 homers and driving in 103 runs (.940 OPS). He was named to his 4th consecutive All-Star Game in Arlington, TX. Bowden Francis had a breakout 2nd half of the season, earning AL Pitcher of the Month honours for August after posting a 0.41 WHIP, the lowest mark in a single month in MLB history (min. 4 GS). Twice he took a no-hit bid into the 9th inning, and his 0.60 WHIP post-ASG was the lowest single-season mark in MLB history (min. 10 GS). Defensively, the Blue Jays led MLB in DRS for a second straight year (104), while Daulton Varsho earned his first career Gold Glove in CF.



Sahlen Field: The Blue Jays called Sahlen Field in Buffalo, NY, their home for the 2020 campaign and a portion of 2021.

HISTORY OF THE LOGO

Courtesy: Chris Creamer, SportsLogos.net

PRIMARY LOGO (1977 – 1996)

Unveiled two months after the team was named, the Toronto Blue Jays original logo made its debut to the baseball world on October 8, 1976. The design is attributed to a team that includes draftsman Paco Belsué from Toronto's Savage Sloan Ltd. and Richard Walker from Labatts. It featured the stylized double-blue profile of a blue jay superimposed on a baseball accompanied by a red maple leaf symbolizing the team's status as the first and only Canadian team in the American League. The team name, surrounding the main elements, boasts its now-famous light blue split-lettering typography. The Blue Jays used this logo from their expansion season right through to the end of 1996, a span of twenty seasons. The logo was worn by six members of the National Baseball Hall of Fame and used by the team during five playoff appearances and two World Series titles.

PRIMARY LOGO (1997 – 2002)

Designed by Major League Baseball, the Toronto Blue Jays announced the first logo change in team history on November 19, 1996 along with a set of brand new uniforms. The stylized double-blue blue jay head remained on a baseball, but now appeared with a modernized style and the addition of the colour grey. The maple leaf, once small and off to the right, was enlarged considerably and placed behind both the ball and the blue jay with the team name below in modified split-lettering. The Blue Jays used this logo for six seasons, including the on-field debut of Hall of Fame pitcher Roy Halladay and for back-to-back American League Cy Young Award winning seasons for Roger Clemens.

PRIMARY LOGO (2003)

While it was only used as the primary logo for one season, the Blue Jays had previously used this logo as an alternate logo for the three seasons prior to its "call-up" in 2003. Originally unveiled for use on batting practice and Spring Training uniforms on February 1, 2000, the logo features a blue jay wrapped around a large red "T" while holding a yellow bat and tossing a ball into the air. It quickly found its way into the regular season rotation on both an alternate cap and jersey during the 2001 and 2002 seasons before it took center stage as the primary design. It was just one season but it was while wearing this logo that Roy Halladay took home the AL Cy Young Award in 2003.

PRIMARY LOGO (2004 – 2011)

Featuring an updated blue jay characterized by a more determined look, the team unveiled a radical new logo, colour scheme, and uniform set on September 2, 2003. Created by Toronto-based Brandit, the new design placed an emphasis on black and graphite while eliminating red from the set. The logo incorporated a lighter shade of blue than used previously onto a blue jay head facing the left with the team name behind in bevelled lettering. The name of the team was abbreviated for the logo with only the name "Jays" shown in the design. The Jays used this design for eight seasons before replacing it following the 2011 season during which it was worn by two members of the National Baseball Hall of Fame and by Jose Bautista as he slugged a club record 54 home runs in 2010.

PRIMARY LOGO (2012 – 2019)

In homage to their past, the Blue Jays brought back the classic look and feel of their original design when they unveiled a familiar new logo on November 18, 2011. Returning was the double-blue blue jay head placed on a red baseball, a maple leaf was as reintroduced, now larger than it was when it first appeared in 1977. Split-style lettering returned as well with a modernized, serif version of the original font. The entire logo encased within a double striped blue outline to mimic the split-styled font. The Blue Jays have used this logo as their primary logo for eight seasons including two playoff appearances and will forever be linked to postseason home runs from Jose Bautista in 2015 and Edwin Encarnacion in 2016.

PRIMARY LOGO (2020–)

Entering a new decade, the Blue Jays made some minor changes to their primary look. The baseball and team name were removed from the design to match the "logo for life" worn on each of the team's caps and jerseys. The shade of red used for the maple leaf was also darkened very slightly. The previous logo, words, ball, and all, wasn't eliminated completely, sticking around as the team's official secondary logo.



HISTORY OF THE UNIFORM



HOME UNIFORMS

Paired with a royal blue cap and a white front panel, the original home and road jerseys were both pullover style with blue/white/blue trim around the collar and both sleeves with the original team logo front and center. At home, the Blue Jays wore a white uniform with "BLUE JAYS" arched across the chest in blue split-lettering over the logo. On the road, they went with a baby blue uniform with "TORONTO" in solid blue over the logo. While the road uniform would change annually for the first three seasons, the home design remained relatively unchanged until after the 1988 season.

For the 1978 season, the Blue Jays made a slight adjustment to their road uniform, the "TORONTO" wordmark arched across the chest was given a white outline to make it stand out more on the baby blue jersey.

In 1979, the Blue Jays changed the road uniform once again, this time replacing blue "TORONTO" lettering with "BLUE JAYS" in white to mimic the style worn on the home jersey. This design also helped the team recycle uniforms down to the club's Minor League affiliates also named "Blue Jays".

As the team moved to SkyDome in 1989, the Blue Jays redesigned their uniforms, moving away from the pullover style to a more traditional button-down jersey. The logo on the jersey had to be moved to the left side to accommodate the buttons. On the road, the team dropped the baby blues in favour of a traditional road grey and "TORONTO" now appeared across the jersey. For the first time, an all-blue cap was added and was worn exclusively for road games. Midway through the 1993 season the white front-panel caps used since 1977 were retired, leaving the team with just the one all-blue cap. In 1994, the Blue Jays added their first-ever alternate uniform to the mix, the same design but now a blue jersey with the team name in white to be worn at home and on the road with the blue cap.

Along with a new logo, three all-new uniforms were unveiled for the Blue Jays in 1997. Three stripes: blue, light blue, and red were on each arm with the new logo as a patch on the sleeve. The team name remained across the chest in a modernized version of the split-style lettering and the player's number appeared on the front of the jersey. The home and road uniforms both paired with a new all-blue cap featuring the new logo. A blue alternate jersey with "TORONTO" across the chest in red lettering was also added with its own blue cap which included a red visor. A second alternate uniform was added in 1999, a sleeveless jersey with a blue undershirt and the return of the team's logo to the front of the jersey.

Tweaks were made to the team's uniforms in 2001 as piping was added down the front of all jerseys. The road grey jersey got the most noticeable change as it now had blue sleeves in addition to the new blue piping. The sleeveless alternate from 1999 was updated as well, with a new logo featuring a blue jay wrapped around a red "T" on the front of the jersey as well as on the caps.

Slight changes were made to the uniforms in 2003 as all instances of the previous logo on the sleeves and caps were replaced with the new "T" logo to accommodate its promotion up to the primary team mark.

A major redesign in 2004 saw almost the total elimination of blue – from the caps which were now graphite grey at home and black on the road, as well as from the team's name on the uniforms. The new jerseys were free of any decoration with just the new "JAYS" logo across the front of the home white and alternate black jerseys, and "TORONTO" on the road greys, both slanted diagonally up to the right. New player name and number styles were also introduced. The graphite caps were replaced by the black caps full-time in 2005.

BIOGRAPHIES

LAST SEASON

HISTORY

RECORDS

OPPONENTS

PLAYER DEV.

MEDIA & MISC.



The road uniform received a makeover for the 2008 season, as the "TORONTO" logo across the chest was now in an entirely new styled font and back to being arched again. Player numbers are added below the team name and the team's logo is worn as a patch on the sleeve. There was also a retro return in 2008 as the Blue Jays introduced the Flashback Friday series of home games. The powder blue pullovers worn originally on the road in the 1980s along with the original caps were brought back for Friday night home games for three seasons.

From 2009 to 2011, to again promote themselves as Canada's Team, a red maple leaf was returned to the Blue Jays home white, road grey, and alternate black uniform for the first time in five seasons. The maple leaf was added as a patch to the sleeve of the three jerseys.

What's old is new again, and in 2012, the Blue Jays brought back their familiar look with a few modern twists. The original logo, colours, and lettering style all returned with a fresher look alongside matching home white, road grey, and alternate blue uniforms. A white-panel cap, similar to those worn from 1977-1993, also returned as an alternate option beginning during the 2015 season.

In honour of Canada's 150th anniversary, an all-red-and-white version of the Blue Jays look was added as an alternate uniform in 2017. All logos and uniforms were removed entirely of blue and replaced with red, the striping on the pants was changed to red, and the cap was red with a red-and-white maple leaf on the crown.

A "new blue" was added for the 2020 season when the Blue Jays introduced their new alternate uniform with matching blue pants. A dark navy blue was used for all lettering and striping on this jersey which was paired with a brand new navy blue cap with a powder blue visor.

The 2024 season saw the debut of the Blue Jays' City Connect uniforms, a series of jerseys created in collaboration with Nike that celebrates the deep-rooted history, culture, and spirit of each of the 30 MLB teams...The night they debuted, May 31st vs. PIT, Davis Schneider hit a two-run, walk-off home run in the bottom of the 14th inning, the 2nd latest walk-off homer in franchise history (Anthony Alford - 15th inn. on Sept. 23, 2019 vs. BAL). Referred to as "Night Mode", the new jersey and hat combo included a rhythmic skyline graphic across the chest, a dark base colour, and a distinctive "T" on the cap to mirror the pillars of City Hall on the Toronto flag.



IN THE POSTSEASON

1985

AMERICAN LEAGUE CHAMPIONSHIP SERIES

TORONTO VS. KANSAS CITY (L, 3-4)

As the Blue Jays entered postseason play for the first time, they faced the Kansas City Royals in the first ever best-of-seven American League Championship Series. The Blue Jays, who finished nine games ahead of the Royals in the loss column, were the favourites and had the benefit of the extra home game.

GAME #1: Dave Stieb lived up to superstar billing, shutting out the Royals on three hits through eight innings with no base runner advancing past second base. The Blue Jays struck quickly with two runs in the second, three in the third, and one in the fourth. The Blue Jays offense was sparked by two-RBI performances from Ernie Whitt and Tony Fernandez.

GAME #2: A much more even affair with the Blue Jays coming away with a 6-5, 10-inning win. The Royals jumped out to a quick 3-0 lead after three innings primarily on the strength of a two-run homer by Willie Wilson in the 3rd inning. The Blue Jays took the lead on a George Bell sacrifice fly in the 8th. The Royals rallied, however, in the 9th on a pinch-hit home run by Pat Sheridan with the go-ahead run being delivered in the 10th on a Frank White single. Toronto won it in the bottom of the 10th on a two-out, two-run single by Al Oliver. On to Kansas City, the Blue Jays were up two games to none.

GAME #3: George Brett put on a baseball clinic, going 4-for-4 with two home runs, three RBI, and four runs scored en route to a 6-5 Royals win. Leading 5-2 after 4 innings, the Blue Jays squandered the lead for good in the 8th when Brett led off the inning with a single and eventually scored.

GAME #4: The Blue Jays moved to within one win of a World Series berth with a 3-1 come-from-behind victory. The Blue Jays won the game dramatically with three runs in the top of the 9th inning, with the big blow being a two-run pinch-hit double by Al Oliver.

GAME #5: Kansas City's Danny Jackson went the distance, scattering eight Toronto hits in a 2-0 win as the Royals scored a run in each of the first two innings. The Blue Jays still led the series, 3-2.

GAME #6: The Blue Jays and Royals returned to Exhibition Stadium. Entering the 5th inning tied at 2-2, George Brett once again delivered the decisive blow with a solo homer. With 3.2 shutout innings of relief from Buddy Black and Dan Quisenberry, the Royals pulled even in the series for the first time at three games apiece.

GAME #7: Dave Stieb, the ace of the Toronto staff vs. the eventual Cy Young Award winner, Bret Saberhagen. The Royals came out on top, 6-2, shellacking Dave Stieb for six runs in 5.2 innings with the difference maker being a wind-assisted, bases-clearing triple by Jim Sundberg to cap a four-run 6th inning.

The Kansas City Royals became only the 5th club in Major League history to trail a series three games to one and come back to win the series. The Blue Jays? They slumped immediately after scoring five runs in the 5th inning of Game 3, scoring only eight runs in the last 40 innings.



1989

AMERICAN LEAGUE CHAMPIONSHIP SERIES

TORONTO VS. OAKLAND (L, 1-4)

For the second time in five seasons the Blue Jays were American League East Division Champions. Toronto faced the Oakland Athletics, who had the best record in the Major Leagues in 1989.

GAME #1: The Blue Jays surrendered 2-0 and 3-1 leads as the Athletics scored three times in the 6th and twice in the 8th to win, 7-3. In the 6th inning, Mark McGwire cracked a leadoff homer to tie the game, and two runs scored when Carney Lansford's double play ball was botched. Dave Stewart allowed five hits over eight innings for the win.

GAME #2: The Athletics tallied twice in the 4th inning and three time in the 6th en route to a 6-3 win. Rickey Henderson was a one-man wrecking crew, going 2-for-2 with two runs scored and four stolen bases. Oakland right-hander Mike Moore allowed just three hits and an unearned run over seven innings of work.

GAME #3: The Blue Jays snapped a five-game postseason losing streak, dating back to 1985, with a convincing 7-3 win. The Blue Jays jumped on Athletics starter Storm Davis for four runs on four hits in the 4th inning and put the game away with another three runs in the 7th inning. Overcoming a 3-0 Athletics lead, Mookie Wilson and Tony Fernandez paced the Blue Jays with two hits each, the latter with two doubles.



GAME #4: The Athletics took a commanding 3-1 lead in the series with a 6-5 win over the Blue Jays. Rickey Henderson was again a major catalyst with two home runs and four RBI. The Blue Jays collected 13 hits, 11 of which were singles, and attempted to overcome a 5-2 deficit with a run in the 6th and 7th innings, to go with two in the 8th.

GAME #5: The Blue Jays spotted the Athletics a 4-0 lead heading into the 7th inning before eventually losing the game, 4-3, and the best-of-seven series in five games. Trailing 4-1 after eight innings, the Blue Jays scored twice in the 9th inning on a leadoff home run by George Bell and a sacrifice fly by Kelly Gruber.

In essence it was Rickey Henderson defeating the Blue Jays, four games to one. Henderson batted .400, slugged 1.000, had a .609 on-base percentage, and had an LCS-record eight stolen bases. The Blue Jays hit .242 as a team (compared to Oakland's .272) with only eight of their hits going for extra bases. They were outscored, 8-3, in the first three innings and 12-7 in the middle three before outscoring the Athletics, 11-6, in the final three frames. Unfortunately, it is virtually impossible to consistently battle back from an early-inning deficit. Although anything can happen in a "short series," the best team of the regular season continued their charted course into the postseason, winning eight of nine contests.

1991

AMERICAN LEAGUE CHAMPIONSHIP SERIES

TORONTO VS. MINNESOTA (L, 1-4)

GAME #1: Toronto starter Tom Candiotti lasted just 2.2 innings and allowed five earned runs before being lifted in favour of David Wells. The Twins did not need to score another run. The Blue Jays rallied for one run in the 4th and three runs in the 6th on five consecutive hits off Twins starter Jack Morris. Those four runs were all the Blue Jays could muster as they lost, 5-4, at the Metrodome.

GAME #2: The Blue Jays took an early lead as they jumped on Twins starter Kevin Tapani, scoring three times in the first three innings. Rookie Toronto starter Juan Guzman lasted 5.2 innings, allowing four hits and just two earned runs before the ball was handed to the bullpen. Tom Henke and Duane Ward combined for 2.1 innings of shutout relief and six strikeouts. Devon White scored three of the five Toronto runs as the Blue Jays won their only 1991 ALCS game, 5-2, in Minneapolis.

GAME #3: Joe Carter's 1st-inning home run and a Candy Maldonado double put the Blue Jays ahead 2-0 until the 6th, when the Twins were able to put their second run across the plate and tie the game, 2-2. Toronto starter Jimmy Key scattered five hits over six innings and allowed two earned runs. The game went into extra-innings and ended in dramatic fashion as Mike Pagliarulo, pinch-hitting for Scott Leius, homered to right off of Blue Jays reliever Mike Timlin. Toronto was retired 1-2-3 in their half of the 10th as the Twins defeated Toronto, 3-2, at SkyDome.

GAME #4: Toronto starter Todd Stottlemyre allowed seven hits through 3.2 innings before exiting with the Jays trailing, 4-1. The Twins' Kirby Puckett hit his first home run of the series and Dan Gladden collected three RBI on three hits to pace Minnesota to a 9-3 win at SkyDome. It was Jack Morris' second win of the ALCS as he pitched eight innings and allowed just two runs.

GAME #5: Kirby Puckett displayed his power once again as he homered in the 1st inning off Tom Candiotti to put the Twins ahead, 1-0. Toronto put together three runs in the 3rd and a pair in the 4th to take a 5-2 lead. However, Minnesota was able to post three runs in their half of the 6th inning and tie the game at five. Duane Ward was handed the loss for Toronto as he allowed three runs in the 8th. Toronto was shutdown by five shutout innings of Twins relief. Devon White, Roberto Alomar and Manuel Lee each collected a pair of hits in the losing effort as Minnesota took the American League crown with an 8-5 win.

1992

AMERICAN LEAGUE CHAMPIONSHIP SERIES

TORONTO VS. OAKLAND (W, 4-2)

GAME #1: Home runs were the story of the game as Oakland used three of them to beat the Blue Jays, 4-3. The A's scored three runs in the 2nd inning off Toronto starter Jack Morris on back-to-back homers by Mark McGwire and Terry Steinbach. The 3-0 lead stood until Pat Borders homered off Dave Stewart in the Blue Jays' 5th, followed by a Dave Winfield homer in the 6th to make it a 3-2 contest. John Olerud tied the score, 3-3, in the bottom of the 8th with a two-out single off reliever Jeff Russell, scoring Winfield who had doubled in the previous at-bat. Harold Baines broke the tie with a solo shot to lead off the 9th and Dennis Eckersley shut down the Blue Jays in the home half of the final frame to seal the 4-3 Oakland victory.

GAME #2: The Blue Jays were able to rebound from a Game 1 loss as David Cone held the A's to just one run over 8.0 innings en route to a 3-1 win. Cone, the Major League's strikeout leader in 1992, fanned six as he collected his second career postseason victory. Mike Moore lasted seven innings in the losing effort for Oakland. Kelly Gruber doubled and hit a two-run homer in the 5th which proved to be the winning runs. Closer Tom Henke came on to close out the game in the 9th and earned his first ever postseason save.

GAME #3: For the first time since 1985 vs. Kansas City, the Blue Jays put together a pair of wins in the postseason as they got past the A's, 7-5. Toronto starter Juan Guzman notched his second career LCS win in as many starts (1991 vs. Twins), lasting six innings before being lifted in favour of Duane Ward. Tom Henke claimed his second save in as many games. Despite being outlith, 13-9, by the A's, four of Toronto's hits went for extra-bases, including solo homers from Alomar and Maldonado.

GAME #4: In what appeared at first to be a certain Oakland victory, the Toronto Blue Jays fought back to erase a five-run deficit late in the contest, sending the game into extra-innings. Oakland batted around and plated five runs in the 3rd inning as they jumped on Toronto starter Jack Morris. The A's added another run in the 6th to make it 6-1 score. Toronto began their comeback in the top of the 8th as they strung together five consecutive hits. By the end of the inning they trailed, 6-4. The A's were held off the board in the bottom of the 8th. In the top of the 9th, Devon White led off with a single that was misplayed, allowing him to get to third base. Roberto Alomar then homered off Dennis Eckersley to tie the game, 6-6. Toronto eventually won the game on a Pat Borders sacrifice fly and another Tom Henke save in the 11th for the 7-6 victory.



GAME #5: Oakland starter Dave Stewart held the Blue Jays in check for nine innings, scattering seven hits and allowing just two runs as Oakland sent the series back to SkyDome. The complete game win was Stewart's first win of the 1992 postseason. The 6-2 loss for the Blue Jays ended their three-game win streak. David Cone took the L for Toronto as he lasted just 4.0 innings before Jimmy Key made his first appearance of the 1992 playoffs. Ruben Sierra homered and drove in three runs for the A's. Devon White notched three hits on the day, including a double, in the losing effort.

GAME #6: Toronto scored a pair of runs in the 1st inning on a Joe Carter home run off A's starter Mike Moore. The Blue Jays then added four more runs in the 3rd, including a Candy Maldonado three-run homer to put Toronto ahead, 6-0. Blue Jays starter Juan Guzman went seven innings, allowing just five hits and striking out eight before the ball was handed to Duane Ward in the 8th with the score Toronto 7, Oakland 1. The A's managed a run in the top of the 8th but the home town Blue Jays secured the win as Tom Henke tossed a perfect 9th, sending Toronto to its first ever World Series with a 9-2 win.

WORLD SERIES

TORONTO VS. ATLANTA (W, 4-2)

GAME #1: In the first game of the 89th World Series, the Blue Jays suffered a 3-1 loss to the Atlanta Braves. Home runs were the story of the game as Toronto took an early 1-0 lead in the 4th inning on a Joe Carter solo homer off starter Tom Glavine. However, that was the only run Toronto scored. Jack Morris continued his shutout innings streak vs. the Braves, extending it to 18.0 innings until a three-run homer by catcher Damon Berryhill in the 6th inning ended the streak. Glavine went the distance for the Braves to become the first pitcher to toss a complete game in a World Series opener since Jack Morris accomplished the feat in 1984 vs. San Diego.

GAME #2: Reserve catcher Ed Sprague proved to be the hero for the Blue Jays on this night at Fulton County Stadium. David Cone lasted just 4.1 innings, allowing four runs before exiting in favour of David Wells. Cone, however, contributed at the plate before being lifted with a pair of hits and an RBI. His two hits marked the first two-hit game by an AL pitcher in the World Series since Mickey Lolich went 2-for-4 on October 3, 1968. Heading into the 8th inning, the Blue Jays trailed, 4-2. Following a run in the top of the 8th, Toronto entered the final inning trailing by one. After a Pat Borders fly out, rookie Derek Bell (pinch-hitting for Manuel Lee) walked. Ed Sprague, pinch-hitting for pitcher Duane Ward, then knocked a first-pitch offering from Jeff Reardon over the left-field fence to put the Blue Jays ahead, 5-4. Tom Henke was able to retire the Braves in the bottom of the 9th for the save.

GAME #3: The game marked the first time the World Series had been played outside of the United States as the series moved to SkyDome. In another pitching duel, Steve Avery and Juan Guzman both went 8.0 innings. Atlanta was kept off the board in the 4th with a splendid defensive effort. Devon White ran down a deep drive off the bat of David Justice that sent him into the wall to make the catch. White returned the ball to the infield where Terry Pendleton was doubled-up off first. The Blue Jays drew first blood in the bottom of the 4th inning as Joe Carter connected for his second homer of the series, a solo shot putting Toronto ahead 1-0. In the 6th inning, the Braves rallied to tie things at 1-1. Each team traded runs in the 8th, keeping the game knotted at 2-2. The Braves attempted a rally as Duane Ward came on to pitch the 9th. But after a key double play and a strikeout, the inning was over. In the home half of the 9th, Roberto Alomar led off with a single. After stealing second and a Dave Winfield sacrifice, Alomar stood at third with one out. Jeff Reardon came in to try to halt the Blue Jays' advance, but Candy Maldonado, with the bases loaded, hit a two-strike pitch to right-center field for a base hit, allowing Alomar to score the winning run.

GAME #4: In what was the third consecutive one-run game of the 1992 World Series, the Blue Jays posted a 2-1 win behind a strong pitching effort from starter Jimmy Key. Key went 7.2 innings, allowing just five hits and one earned run while striking out six Braves batters. Toronto earned its first run in the 3rd inning as catcher Pat Borders continued his postseason hit streak with a solo homer to left. The Jays doubled their lead in the 7th as Devon White drove in Kelly Gruber from second base. Atlanta managed to score a run in their half of the 8th as Ron Gant led off with a double and eventually scored on a Mark Lemke groundout. Tom Henke came in to pitch the 9th for Toronto and tacked up a 1-2-3 inning for his second save of the series.

GAME #5: The game began in similar fashion as the previous four. Entering the 5th inning, the contest was tied, 2-2. The Braves had collected a run in the 1st and 4th innings while the Blue Jays captured runs in the 2nd and the 4th. The 5th frame went the way of the Braves as they crossed the plate five times to seal the victory and send the series back south for at least one more game. The Braves' half of the 5th inning began with two consecutive routine outs. An Otis Nixon single got the ball rolling and the Braves eventually loaded the bases on Toronto starter Jack Morris. Lonnie Smith stepped up to the plate and sent Morris' 1-2 offering over the right field wall for a grand slam, making the score 7-2. The score remained the same over the final four innings, making a winner out of John Smoltz.



GAME #6: The Toronto Blue Jays made history as they captured their first ever World Series to bring the Commissioner's Trophy outside of the United States for the first time. The 11-inning contest began with the Blue Jays scoring in the opening inning. Devon White led off the game with a single off starter Steve Avery. After a stolen base and a ground out by Alomar, White stood on third. Carter then drove him in with a sacrifice fly. Atlanta answered the call in its half of the 3rd as Deon Sanders scored his fourth run of the series. Toronto returned the favour immediately as it regained the lead with a run in the top of the 4th on a Candy Maldonado homer. The score remained that way until the bottom of the 9th when Atlanta shortstop Jeff Blauser tied the game, sending it into extra innings. The 10th inning proved to be uneventful. In the eleventh, the Blue Jays led off with Jimmy Key popping up for out number one. Devon White was hit by a Charlie Leibrandt offering. Alomar then singled to center, allowing White to move up to second. With two out, Dave Winfield stepped up to the plate and doubled down the left-field line, allowing White and Alomar to score for the 4-2 advantage. In the bottom of the 11th, Atlanta was able to score once with Key on the mound. Mike Timlin then came in to pitch for the Blue Jays with pinch-runner Smoltz on third and two out. Otis Nixon attempted a drag-bunt up the first-base line, which was fielded by Timlin who threw to Carter at first in time for the final out.

1993

AMERICAN LEAGUE CHAMPIONSHIP SERIES

TORONTO VS. CHICAGO (W, 4-2)

GAME #1: The Blue Jays took a 2-0 lead in the 4th inning when third baseman Ed Sprague tripped to right field with John Olerud and Paul Molitor on base. Chicago then used its half of the inning to produce three runs on two hits as they sent nine men to the plate. Toronto starter Juan Guzman managed to hold the White Sox in check for six innings but walked eight batters and stranded 11 runners before exiting with a 5-3 lead. Jack McDowell lasted 6.2 innings, allowing 13 hits and all seven Toronto runs before the White Sox relief corps came on to hold Toronto for the remainder of the game. Danny Cox worked a scoreless 7th and 8th while allowing a lone single to Ozzie Guillen. Duane Ward came out for the 9th and walked the first two batters before striking out the side to end the Chicago threat.

GAME #2: Both clubs scored once in the opening inning, but it was the Blue Jays who prevailed as their two-run 4th provided the edge. The 3-1 win saw Toronto take a two games to none lead in the best-of-seven series. The 4th inning started with a pair of outs by Joe Carter and John Olerud. Paul Molitor then doubled off starter and loser Alex Fernandez. Next, Tony Fernandez singled to score Molitor and moved to second on the throw home. After an intentional walk to Ed Sprague, Pat Borders singled to second base but Joey Cora threw the ball away, allowing the third Toronto run to score. Dave Stewart worked six strong innings, surrendering just four hits (all singles) and one run for his seventh career ALCS win against no losses. Al Leiter was credited with a hold as he pitched the 7th and 8th innings before closer Duane Ward came in to save the game in the 9th.

GAME #3: Nineteen-game winner Pat Hentgen started for Toronto but could not collect a win on this day as Toronto suffered its worst defeat of the series, losing 6-1. The Blue Jays were able to hold off the White Sox attack until the third inning when they sent 10 players to the plate and combined for five runs on five singles. Hentgen lasted just three innings plus two batters before he was removed in favour of Danny Cox. Toronto scored their lone run in the bottom of the 3rd as Rickey Henderson scored from third on a Devon White single. Wilson Alvarez, the Chicago starter, pitched a complete game for his first career ALCS victory as he allowed seven hits while issuing two walks and striking out six. Tim Lincecum provided most of the offensive support for Chicago, going 4-for-5 with a run scored.

GAME #4: A two-run home run by center fielder Lance Johnson in the 2nd inning gave the White Sox a 2-0 lead over the Blue Jays. The light-hitting Johnson had not hit a home run since the 1992 regular season. Todd Stottlemyre, making his first start of the 1993 ALCS, lasted six innings for the home team but failed to hold onto a 3-2 lead that was handed to him in the 3rd when Toronto batted around on rookie starter Jason Bere. The right hander lasted just 2.1 innings before being pulled in favour of Tim Lincecum. Stottlemyre allowed three more Chicago runs in the 6th, including a Frank Thomas solo homer and a Lance Johnson triple before departing. Roberto Alomar doubled home Henderson in the bottom of the 6th to cut the Chicago lead to 5-4, but the visiting White Sox added a single run off Al Leiter in the 7th and another off Mike Timlin in the 9th to seal the win by a 7-4 margin.

GAME #5: As was the case with each of the previous four games, the team that scored first emerged victorious. This time, Toronto scored the opening run when Rickey Henderson crossed the plate in the 1st inning after leading off the game with a double and a stolen base. Starting pitcher Jack McDowell allowed a Toronto run in the 2nd and 3rd before being lifted through just 2.1 innings. Meanwhile, Blue Jays starter Juan Guzman cruised through the first 4.1 innings without allowing a hit or a walk until Ellis Burks went deep to left field for what was the only blemish on Guzman's slate that afternoon. He lasted seven innings, permitting just two hits while walking one and striking out six. Roberto Alomar reached base in all five plate appearances (three hits, two walks) to lead the Toronto attack. Tony Castillo worked a scoreless 8th, allowing a single and a base on balls. Duane Ward had some difficulty in the 9th. He struck out Joey Cora and Frank Thomas following a single to lead off the inning by Tim Lincecum. The righty then issued a two-run homer to Robin Ventura that brought Chicago within two. With the tying run at the plate, Ward struck out Bo Jackson to end the game and preserve the 5-3 Toronto win.

GAME #6: With his 7-0 record in ALCS play on the line, Blue Jays starter Dave Stewart provided the win which put Toronto into their second consecutive World Series as the Jays won, 6-3, over the White Sox. Toronto scored first with a pair of runs in the 2nd inning as a two-out single by catcher Pat Borders off Alex Fernandez cashed in John Olerud and Paul Molitor. The White Sox tied the game in the following frame when a bases-loaded walk by Frank Thomas and a fielder's choice by Robin Ventura scored two runs. Stewart managed to restrict the White Sox to just four hits and two earned runs before handing Duane Ward a 3-2 lead after 7.1 innings. Ward struck out the final two batters to end the eighth. The Blue Jays added to their lead as Devon White homered off reliever Scott Radinsky to make it a 4-2 contest. Toronto added two more runs before the inning was over as Paul Molitor tripped to center. Ward allowed his second home run of the series as Warren Newson hit a solo shot in the bottom of the 9th, but that was all the scoring that the Pale Hose could muster as the Blue Jays were crowned American League Champions for the second straight season.



WORLD SERIES

TORONTO VS. PHILADELPHIA (W, 4-2)

GAME #1: For the first time in baseball annals, the World Series began on Canadian soil. The Blue Jays fell behind 2-0 in the 1st inning as Phillies catcher Darren Daulton singled home a pair of runs off starting pitcher Juan Guzman. After holding Philadelphia in check in the top of the 2nd, Toronto rallied with two runs of its own on four singles off Curt Schilling. Both teams traded solo runs in the 3rd and 5th to keep the score knotted at 4-4. With one out in the bottom of the 6th, John Olerud took a first-pitch offering from Schilling over the right-field fence for a solo home run, putting Toronto ahead by one. Toronto scored what proved to be the winning run in the bottom of the 7th as four consecutive hits by Borders, Henderson, White and Alomar produced an 8-4 lead heading into the 8th. Al Leiter, who went on to be the winning pitcher, relieved Guzman to start the 6th and held the Phillies scoreless over 2.2 innings before turning the ball over to closer Duane Ward. Ward surrendered a run in the final inning as a Jim Eisenreich single scored John Kruk, who had led off the frame with a single and moved to second on an error. Ricky Jordan flied out to Joe Carter for the last out to put Toronto ahead, one game to none, with the 8-5 win.

GAME #2: The big inning turned out to the Philly advantage on this night as a Jim Eisenreich three-run homer in the top of the 3rd capped a five-run frame that saw eight Philadelphia batters step up to the plate. Toronto starter and eventual loser, Dave Stewart, lasted six innings with all five earned runs coming in that third frame. Toronto answered the Philly onslaught with a pair of runs in the bottom of the 4th as Joe Carter connected for his first of two World Series home runs. Philadelphia starter Terry Mulholland allowed just three runs over 5.2 innings before handing the ball to the bullpen. Lenny Dykstra led off the 7th inning with a solo homer off reliever Tony Castillo to stretch the Philly lead to three as the visitors were now ahead, 6-3. Toronto scored a lone run in the 8th as Paul Molitor led off with a double and eventually scored on a John Olerud sac fly. Philly relievers Roger Mason (1.2 innings) and Mitch Williams (1.2 innings) closed out the game to preserve the 6-4 win and even the series.

GAME #3: The venue moved from SkyDome to Veteran's Stadium in Philadelphia for the next three contests. This game featured solid pitching by the Blue Jays combined with a potent offense. The visiting Blue Jays jumped on Philly starter Danny Jackson in the top of the 1st as Paul Molitor drove home a pair of runs with a triple. He later scored on a Carter sacrifice fly to right field. Molitor added a solo homer in the 3rd to make it 4-0. Starting pitcher Pat Hentgen pitched six innings and allowed just one run, that coming in the 6th as a two-out single by Eisenreich scored John Kruk who had reached base via a walk. The Blue Jays added another run in the top of the 6th as Roberto Alomar scored on a sac fly, after reaching base on a single and stealing second and third. Toronto continued to add to their lead as they scored three more runs in the 7th off reliever Ben Rivera. Alomar finished the night with four hits while Molitor had three of his own to go along with three runs and three RBI. Duane Ward surrendered a solo homer to Milt Thompson in the 9th to make the final score Toronto 10, Philadelphia 3.

GAME #4: In a slugfest, the Blue Jays put together one of the wildest comebacks in World Series history to beat the Phillies, 15-14, and take a 3-1 series lead. Toronto opened the scoring with three runs in the 1st off Philly starter Tommy Greene. But the home team then took advantage of four 1st-inning walks by starter Todd Stottlemyre as they scored four times to move ahead, 4-3. Philadelphia added two more runs to their tally as Lenny Dykstra connected for his second home of the series, a two-run shot in the next inning. The Blue Jays batted around in the 3rd and collected four runs to send Greene to the bench in favour of Roger Mason. Philadelphia then posted a five-run 5th that included home runs from Dykstra and Daulton to extend its lead to 12-7. Toronto countered with two runs in the top of the 6th as White and Alomar scored on a single and a ground out. The Phillies then added a run in the 6th and another in the 7th to make the score 14-9. However, the Phillies relief corps could not hold Toronto from making a comeback. In the top of the 8th, the Blue Jays sent 10 players to the plate. Devon White's triple with two out scored Pat Borders and Rickey Henderson to put Toronto ahead, 15-14. Mike Timlin started the 8th and struck out the first two batters he faced before Duane Ward came on to strikeout Dykstra to end the inning. In the 9th, Ward hurled a 1-2-3 inning for his second save of the series in a game that took four hours and 14 minutes to play and was the highest scoring game in World Series history. Tony Fernandez had five RBI in the game while White had four.

GAME #5: Curt Schilling shutout Toronto, 2-0, in what was the second ever shutout of the Jays in the postseason. Pitted against Blue Jays ace Juan Guzman, he allowed just five hits (all singles) and struck out six Toronto batters for his first World Series win. The Phillies scored the only run they needed in the 1st inning when Dykstra, who had walked to lead off the game, scored on a John Kruk groundout. They added a second run in the very next inning as a pair of doubles cashed in Derrin Daulton. In the eighth, the Blue Jays threatened with a pair of runners on base but a strikeout by Devon White, followed by a Roberto Alomar ground out, ended their attempt. Guzman was equal to the challenge as he went seven innings, allowing both Philly runs while fanning six. The win sent the series back to Toronto with the Blue Jays holding a 3-2 edge.

GAME #6: Toronto started their quest for a second straight World Series Championship early as they notched three runs off Philly starter Terry Mulholland in the bottom of the 1st inning. A run in the 4th and a solo home run by Molitor in the 5th put Toronto up 5-1. Dave Stewart, the Toronto starter, held the Phillies to just one run over his first six innings. In the seventh, he surrendered a three-run homer to Lenny Dykstra, which was his fourth home run of the series. That led to Stewart being pulled from the game. Reliever Danny Cox came in with none out and surrendered two more runs before the Phillies were halted by Al Leiter. The damage had been done and Philadelphia was now leading, 6-5. After leaving the bases loaded in the 8th, Toronto made World Series history by erasing a one-run lead in the bottom of the ninth. Mitch Williams came in to start the inning and walked Rickey Henderson who led off. After a Devon White fly out, Molitor singled to centre to put runners at first and second. Right fielder Joe Carter then stepped up to the plate. On a 2-2 offering from Williams, Carter homered over the left-field wall for a three-run home run and propelled Toronto to its second consecutive World Series Championship with an 8-6 win.



DIVISION SERIES

TORONTO VS. TEXAS (W, 3-2)

GAME #1: In Toronto's first post-season game since 1993, the team found itself down early as Texas got on the board first, scoring two runs in the 3rd inning. The Rangers then opened up a 4-1 lead after a two-run home run by Robinson Chirinos in the top of the 5th. Jose Bautista cut the lead to 4-3, hitting a solo home run in the 6th inning. That was as close as the Blue Jays came though, as Rougned Odor added his own solo shot in the 7th inning to seal a 5-3 victory for Yovani Gallardo and the Rangers.

GAME #2: Both teams got on the board early as starters Cole Hamels and Marcus Stroman each allowed three runs over the first two innings. Toronto held a 4-3 lead entering the 8th inning until pinch-hitter Mike Napoli singled off of reliever Brett Cecil to score Delino DeShields to even the score at 4-4. The game remained tied until the 14th inning when the Blue Jays bullpen allowed two runs on four consecutive hits with two out in the inning. Toronto failed to respond in their half of the frame, giving the Rangers a commanding 2-0 series lead with the series heading to Texas.

GAME #3: With their team facing elimination, Troy Tulowitzki and Marco Estrada each put together remarkable performances to force a fourth game, after a Blue Jays 5-1 win over Texas. Tulowitzki collected four RBI in the contest, including a three-run home run in the 6th inning to put Toronto ahead, 5-0. Starter Marco Estrada allowed just one run on five hits over 6.1 innings pitched to record the win, the team's first in the postseason since Game 6 of the 1993 World Series.

GAME #4: Toronto took charge early, building a 7-0 lead behind starter R. A. Dickey, hitting three home runs off of Texas' Derek Holland before chasing him from the game in the 3rd inning. With two on in the 5th, Dickey exited the game with a 7-1 lead and David Price entered the game in relief. Despite allowing three runs over his 3.0 innings pitched, Price secured the win for Toronto, with Kevin Pillar adding three RBI in the 8-4 victory to send the series back to Rogers Centre.

GAME #5: Facing their third straight elimination game, the Blue Jays found themselves down early after starter Marcus Stroman allowed two runs over the first three innings. Toronto cut into the lead with one run on a Jose Bautista RBI double in the 2nd frame. The score remained 2-1 until the 6th when Edwin Encarnacion connected for a solo blast to tie the game at two. The Rangers retook the lead in the next frame after the ball struck the bat of Shin Soo Choo during Russell Martin's throw back to pitcher Aaron Sanchez. The ball deflected off the third baseline, allowing Rougned Odor to score from third. Although initially sent back to third, after much deliberation between umpires and both managers, John Gibbons and Jeff Bannister, the run stood, allowing the Rangers to take a 3-2 lead with the Blue Jays playing the game under protest. In the bottom of the 7th, Toronto's first three batters reached base following three consecutive errors by Rangers infielders. Josh Donaldson tied the game, hitting a sac fly to score Kevin Pillar. With two on and one out, Jose Bautista hit a three-run home run to put Toronto ahead, 6-3. Relievers Aaron Sanchez and Roberto Osuna held the Rangers scoreless over the next two innings to secure the team's third consecutive win and claim the series, 3-2.

AMERICAN LEAGUE CHAMPIONSHIP SERIES

TORONTO VS. KANSAS CITY (L, 2-4)

GAME #1: The Blue Jays opened the second round of the playoffs by being shutout by the Royals in Kansas City. Toronto starter Marco Estrada allowed three runs over his 5.1 innings, including a solo home run by Salvador Perez in the 4th. The Toronto offense was stymied by KC starter Edinson Volquez and the Royals bullpen, being held to just three hits in the game. Kansas City added two more runs late in the game to secure a 5-0 victory and a 1-0 series lead.

GAME #2: Looking to tie the series at one game apiece, Toronto turned to David Price in Game 2. The Blue Jays starter cruised through the first six innings, retiring 18 consecutive batters at one point to set a new club playoff record. With the Blue Jays leading 3-0 in the 7th, the Royals bats came alive, scoring five runs off of Price. Kansas City tacked on another run in the 8th inning to take a commanding 6-3 lead. The Blue Jays left nine men on base and were shutout over the final 3.2 innings by the Royals bullpen.

GAME #3: Trailing 1-0 after the 1st inning, Toronto rallied and tagged Kansas City starter Johnny Cueto for eight runs, chasing him from the game in the 3rd. The Blue Jays took a 9-2 lead after a six-run 3rd inning, highlighted by a Troy Tulowitzki three-run home run and a two-run shot by Josh Donaldson. Toronto went on to add two more runs, including a solo home run by Ryan Goins, joining Donaldson and Tulowitzki as the only trio of Blue Jays teammates to each record three RBI in a single playoff game in club history. The Royals struck for four runs in the 9th inning, but Toronto held on for an 11-8 victory.

GAME #4: Toronto starter R.A. Dickey lasted only 1.2 innings, the shortest start by any Blue Jays starter in franchise post-season history, after allowing five runs, including four in the opening frame. The Jays plated two in the 4th off of KC starter Chris Young, the only runs they scored in the contest. Kansas City added nine runs over the final three innings to trounce the Blue Jays, 14-2, in a game that saw Toronto infielder Cliff Pennington enter the game as a reliever to record the final out of the eighth inning, becoming the first position player to pitch in the MLB postseason.

GAME #5: Manager John Gibbons turned to Marco Estrada in hopes of keeping the season alive. Estrada did not disappoint, allowing just one run on three hits over 7.2 innings. Toronto held a one-run lead entering the 6th frame before breaking out for four runs in the inning, with three of those runs driven in by a Troy Tulowitzki double. Toronto added two more runs in the game while the bullpen held the Royals to just one hit over the final 1.1 innings of the game to secure the victory and send the series back to Kansas City.

GAME #6: In their fifth elimination game of the postseason, Toronto found itself down 2-0 after two innings as starter David Price surrendered two solo home runs. A solo shot by Jose Bautista in 4th cut the Jays' deficit in half. The Royals added another in the 7th inning before Bautista answered back with a two-run home run to tie the game, 3-3, in the 7th inning, becoming the first Blue Jay in franchise history to record a multi-home run game in the postseason. Kansas City retook the lead in the top of the 8th as Eric Hosmer singled off of Roberto Osuna to drive home Lorenzo Cain for the 4-3 advantage. In the top of the 9th, Toronto had runners on second and third with none out but failed to drive home either runner as Wade Davis struck out two before inducing a groundout by Josh Donaldson to end the series.



TORONTO VS. BALTIMORE (W, 1-0)

After clinching a playoff berth on the final day of the regular season, Toronto found itself hosting the club's first ever Wild Card game vs. the Orioles. The Blue Jays opened the scoring in the 2nd inning, courtesy of a Jose Bautista solo shot off of Baltimore starter Chris Tillman. The Orioles then took the lead in the following frame on a two-run home run by Mark Trumbo off of Toronto starter Marcus Stroman. In the bottom of the 5th, Ezequiel Carrera singled to drive home Michael Saunders, who doubled to open the frame. The game remained tied at two, forcing extra innings. In the bottom of the 11th inning, with two runners on and one out, Edwin Encarnacion hit a three-run walk-off home run off of Ubaldo Jimenez to send the Blue Jays to the ALDS.

DIVISION SERIES

TORONTO VS. TEXAS (W, 3-0)

GAME #1: A rematch of the 2015 ALDS saw Toronto square-off at Texas. The game remained scoreless until the 3rd inning when the Blue Jays scored five runs with two outs, highlighted by a three-run triple by Troy Tulowitzki. Toronto added two more runs in the 4th and another three in the 9th, courtesy of a Jose Bautista three-run home run. Blue Jays starter Marco Estrada tossed eight scoreless innings before allowing a run in the 9th (8.1 IP, 4H, 6K), leading the Jays to a 10-1 victory and a 1-0 series lead.

GAME #2: Looking to go up 2-0 in the ALDS, the Blue Jays struck first, opening the scoring in the 2nd inning on a two-run home run by Troy Tulowitzki. The Rangers got a run back in the 4th to cut Toronto's lead to one. The Blue Jays answered with three solo shots by Kevin Pillar, Ezequiel Carrera, and Edwin Encarnacion, off of Rangers starter Yu Darvish in the 5th inning to take a four-run lead. It marked the first time in club history to hit three home runs in a single inning in postseason play. Those five runs were all Toronto needed, winning the game, 5-3, to push Texas to the brink of elimination.

GAME #3: For the first time in the series the Blue Jays found themselves trailing in a game, after the Rangers opened the scoring by plating a run in the 1st inning. By the end of the inning the Jays found themselves, once again, in the lead, this time by a 3-1 score after a two-run home run by Edwin Encarnacion and a Russell Martin solo shot. The two teams each struck again in the 3rd frame, with Texas adding another run, courtesy of an Elvis Andrus home run, and the Blue Jays responding with another two of their own. The Rangers then took a 6-5 lead in the top of the 6th inning, having scored all six runs off of Toronto starter Aaron Sanchez. The Blue Jays once again tied the contest up in their half of the inning, with Troy Tulowitzki scoring on a passed ball. Both teams failed to plate another run, forcing the game into extra innings. In the bottom of the 10th, Josh Donaldson led off with a double, followed by an Edwin Encarnacion intentional walk. Two batters later, Russell Martin grounded into a fielder's choice with Donaldson moving up to third base on the play. On the throwing error by Texas second baseman Rougned Odor, Donaldson scored to win the game in a walk-off to sweep the series, 3-0.

AMERICAN LEAGUE CHAMPIONSHIP SERIES

TORONTO VS. CLEVELAND (L, 1-4)

GAME #1: For the second consecutive season Toronto found itself in the ALCS, facing the Indians in a playoff series for the first time in club history. The game remained scoreless until the 6th inning when Francisco Lindor hit a two-run home run off of Marco Estrada. Those two runs were the only ones scored in the game, with Toronto falling, 2-0, in the opening game. Estrada recorded his first career complete game in the loss, joining Jack Morris as the only Blue Jays pitchers in team history to throw a complete game in the postseason.

GAME #2: The Blue Jays once again found themselves trailing Cleveland after the Indians scored a run in the 2nd inning. Toronto tied the game in the following frame before seeing the lead relinquished in the bottom of the 3rd. The Blue Jays could muster only three hits in the contest, falling 2-1 in the game and into an 0-2 hole in the ALCS for a second straight year.

GAME #3: For the third consecutive game, the Indians opened the scoring, taking a 1-0 lead after the 1st inning. The Blue Jays responded in the 2nd, scoring a run of their own against the Cleveland bullpen, as starter Trevor Bauer was removed from the game after throwing only 21 pitches, which was due to a significant finger injury. After both teams exchanged runs, the Indians took the lead for good, scoring two more runs in the 6th off of Toronto starter Marcus Stroman. It marked the first time in franchise history that the Blue Jays found themselves down 0-3 in a post-season series.

GAME #4: Facing elimination for the second time in the playoffs, Toronto turned to Aaron Sanchez to keep their playoff hopes alive. For the first time in the series, the Blue Jays scored first and had their first lead of the ALCS. Cleveland cut their lead to 2-1 after the 5th inning. That would be as close as they would get with Sanchez allowing only two hits over his 6.0 innings of work. The Jays added two runs in the 7th on an Edwin Encarnacion bases-loaded single. They then tacked on one more in the 8th via a sacrifice fly from Kevin Pillar to take the game, 5-1.

GAME #5: For the fourth time over the five games, Cleveland jumped out to an early lead after scoring an unearned run in the 1st inning. Rookie Ryan Merritt shut the Toronto offense down for 4.1 innings, allowing only two hits. The Indians scored two more runs, both solo home runs off of Marco Estrada. The Blue Jays failed to muster any sort of offense, falling 3-0 in the game and 4-1 in the series.



2020

WILD CARD

TORONTO VS. TAMPA BAY (L, 0-2)

GAME #1: Holding a 32-28 record after a shortened 60-game season, the Blue Jays returned to the postseason as the 8th seed in the American League. In the new 16-team playoff format, Toronto travelled to Tampa Bay for the entirety of the best-of-three Wild Card Series. The Jays outlit the Rays, 5-4, in Game 1 but were handed a 3-1 loss. Rowdy Tellez had a pinch-hit single and scored the team's lone run on a Bo Bichette sacrifice fly in the 8th inning.

GAME #2: The Rays used a six-run 2nd inning to power their way to an 8-2 victory and the series sweep. Mike Zunino hit a two-run homer and Hunter Renfroe belted a grand slam to cap Tampa Bay's 2nd-inning surge. Both of Toronto's runs came off of the bat of Danny Jansen, as he joined Jose Bautista as the only players in franchise history to record a multi-homer game in the playoffs.

2022

WILD CARD

TORONTO VS. SEATTLE (L, 0-2)

GAME #1: The Blue Jays reached the playoffs with 92 wins and the top Wild Card spot, playing host to the Mariners for the best-of-three series in a revamped, 12-team, postseason format. Luis Castillo made his mark for the M's as he tossed 7.1 shutout frames, leading to a 4-0 Seattle victory. Matt Chapman managed Toronto's only extra-base hit as he went 2-for-4 with a double.

GAME #2: Toronto built up an 8-1 lead through five innings but was eventually ousted from the postseason as Seattle came back for a 10-9 win. The Blue Jays' offense was largely driven by Teoscar Hernández who belted a pair of home runs to finish 2-for-4 with four RBI and three runs scored. He joined Jose Bautista and Danny Jansen as the only players in franchise history to record a multi-homer game in the postseason.

2023

WILD CARD

TORONTO VS. MINNESOTA (L, 0-2)

GAME #1: Toronto finished the regular season with 89 wins and the final American League Wild Card spot, enough for a best-of-three series in Minnesota. The Blue Jays kept the Twins to a total of five hits in Game 1, but ultimately fell by a 3-1 final. Kevin Kiermaier drove in Toronto's lone run as he finished 2-for-3 with a walk.

GAME #2: The Blue Jays managed to generate nine hits but were blanked, 2-0, by Sonny Gray and five Twins relievers. Bo Bichette recorded his second multi-hit game of the series while Santiago Espinal, Alejandro Kirk, and George Springer all chipped in with a pair of singles each. Minnesota shortstop Carlos Correa had the club's lone RBI of the day, squeaking a bases-loaded single up the middle for the go-ahead run in the 4th inning.

2-0 in WORLD SERIES PLAY

In 1993 the Toronto Blue Jays won the World Series and became just the 4th team in history to go undefeated in their first two trips to the Fall Classic.

1903, 1912 Boston Red Sox
1906, 1917 Chicago White Sox
1920, 1948 Cleveland Indians
1992, 1993 Toronto Blue Jays
1997, 2003 Florida Marlins



PLAYER HISTORY

ALL-TIME ROSTER

MANAGERS, COACHES AND PLAYERS - 1977 THRU 2024

TOTAL NUMBER OF PLAYERS - 938

+ = INTERIM MANAGER

INCLUDES ALL PLAYERS WHO HAVE PLAYED IN ONE OR MORE OFFICIAL MAJOR LEAGUE GAMES

MANAGERS (14)

Cox, Bobby (82-85)	6
Farell, John (11-12)	52
Gregson, Jim (99-00)	11
Frost, Cito (89-97; '08-10)	41
Gibbons, John (04-08; '13-18)	5
Hartsfield, Roy (77-79)	17
Johnson, Tim (98)	13
Martinez, Buck (01-02)	3
Mattick, Bobby (80-81)	25
Montoyo, Charlie (19-22)	3
Schneider, John (22-)	34
Queen, Mel (97)	14
Williams, Jim (02-04)	3
Tosca, Carlos (86-89)	3

COACHES (66)

Arnsberg, Brad (05-09)	38
Bailor, Bob (92-95)	3
Barnett, Mike (02-05)	56
Beverington, Terry (99-01)	35
Bichette, Dante (20-21)	21
Brantley, Mickey (05-07)	14
Breeden, Joe (04)	53
Budznicki, Mark (19)	10,26
Buschmann, Matt (19-22)	11,22
Butera, Sal (98)	11,22
+Butterfield, Brian (02-12)	55
Candaele, Casey (22)	2
Cisco, Galen (88; '90-95)	42
Connor, Mark (01-02)	53
De Armas, Roly (00)	56
Denbo, Gary (08)	47
Doerr, Bobby (77-81)	31
Duncan, Shelley (19)	47
Ela, Lee (00)	3
Felbes, Carlos (24)	51
Felske, John (80-81)	28
Gaston, Cito (82-89; '00-01)	41,43
+Gibbons, John (02-04)	58
Grieff, Alfredo (96-97)	4
Guerrero, Epy (81)	53
Hacker, Rich (91-94)	7
Hague, Matt (24)	66
Hale, DeMarlo (13-18; '24-)	10, 16,20
Hentgen, Pat (11; '13)	41
Hisle, Larry (92-95)	39
Holmberg, Dennis (94-95)	46
Howell, David (23)	85
Hubbard, Jack (98)	16
Hudgens, Dave (19-23)	19,39
Iorg, Garth (96; '01-02)	16
Jacoby, Brook (15-18)	26
Johnson, Dane (15-18)	35,38
Kim, Gil (20-)	16,22
Knoop, Bobby (00)	29
Langford, Rich (00; '06; '10)	22
Leiper, Tim (14-18)	21,23,34,51
Leppert, Don (77-79)	43
Lett, Jim (97-99)	10
Loyla, Nick (93-97; '08-10)	16
Lenas, Winston (88)	57
Leyva, Torey (11-12)	52
Malave, Omar (10)	52
Mattew, Gary (98-99)	36
Mattino, Don (23-)	23
Mattola, Chad (13)	39
Martinez, Guillermo (19-)	18
McLaren, John (86-90)	7,24
Menke, Dennis (80-81)	23,59
Menes, Hunter (22)	15
Miller, Bob (77-79)	15
Moore, Jackie (77-79)	42
Mordica, Mike (18)	53
Moseby, Lloyd (99)	16
Murphy, Dwayne (88-13)	21,25,41
Owens, Eric (15-16)	60
Patterson, Gil (01-04)	47
Pevey, Marty (99; '05-08)	30,45,58
Queen, Mel (96-99)	34
Rivera, Luis (11-23)	2,4,20,63
Rodriguez, Eddie (98)	3
+Rojes, Cookie (01-02)	14
Schneider, John (19-22)	17,21

Seitzer, Kevin (14)	24
Shelton, Derek (17)	27
Smith, Billy (84-88)	42
Squires, Mike (89-91)	25
Stanley, Bob (14)	46
Stewart, Dave (00)	34,45
Sullivan, John (82-93)	8
+Tenace, Gene (90-97; '08-09)	15,16,18
Torres, Hector (90-91)	56
Tosca, Carlos (02)	14
Upshaw, Willie (96-97)	26,28
+Wakamatsu, Don (11-12)	22
Walker, Pete (12-)	40,41
Walton, Bruce (02-12)	52,53
Ware, Jeff (23-)	21
+Warner, Harry (77-80)	41
+Whitt, Ernie (05-08)	12
Widmar, Al (80-89)	41
Williams, Jim (80-85)	3,24
Yudelman, Adam (22-23)	86

PLAYERS

A (32)

Accardo, Jeremy (rhp) (06-10)	49
Acedo, Juan (rhp) (03)	57
Acker, Jim (rhp)	1
+Ade, Steve (85-89-91)	24,31,34
Adams, Jason (rhp) (19)	48
Adams, Glenn (dh) (82)	55
Adams, Riley (c) (04)	50
Adams, Russ (lf) (04-09)	8
Adams, Terry (rhp) (04)	51
Aikens, Willie (dh-lb) (84-85)	24
Ainge, Danny (lf) (79-81)	2
Albers, Andrew (rhp) (15)	67
Alberts, Butch (dh) (78)	14
Alexander, Doyle (rhp) (83-86)	33,47
Alfonso, Edgardo (lf) (06)	13
Alford, Anthony (of) (7-20)	30
Allenson, Gary (c) (85)	38
Allygier, Nick (rhp) (21)	51
Almanzar, Carlos (rhp) (97-98)	40
Alomar, Roberto (lf) (91-95)	12
Alvarez, Henderson (rhp) (11-12)	37
Anderson, Brett (rhp) (17)	46
Anderson, Chase (rhp) (20)	22
Anderson, Shaun (rhp) (22)	64
Andrews, Clayton (rhp) (00)	36
Andrus, Luis (rhp) (96-98)	49
Antoni, Dustin (rhp) (16)	26
Aoki, Norichika (lf) (17)	23
Aquino, Luis (rhp) (86)	32
Arenchibia, J.P. (c) (10-13)	9
Ashby, Alan (c) (77-78)	8
Ault, Doug (lf-of) (78-78; '80)	25
Axford, John (rhp) (18)	77

B (91)

Bailor, Bob (lf-of-p) (77-80)	1
Bair, Doug (rhp) (88)	40
Baker, Dave (lf) (82)	31
Baker, Brian (rhp) (21)	5
Bale, John (rhp) (99-00)	49
Banda, Anthony (rhp) (22)	43
Barnes, Gary (rhp) (07)	58
Bargias, Rod (c) (08-09)	20
Barfield, Jesse (of) (81-89)	29
Barger, Addison (rhp) (24-)	47
Barker, Kevin (lf) (06)	43
Barlow, Mike (rhp) (80-81)	46
Barnes, Danny (rhp) (16-18)	24,30
Barnes, Jacob (rhp) (21)	23
Barney, Darwin (lf) (15-17)	18
Barrett, Michael (c) (09)	5
Bass, Anthony (rhp) (22-23)	52
Bassitt, Chris (rhp) (22-)	40
Batista, Miguel (rhp) (04-05)	43
Batista, Tony (lf) (99-01)	7
Batiste, Kevin (of) (89)	34
Battle, Howard (3b) (95)	14
Bautista, Jose (of) (08-17)	19,23
Beamon, Charlie (lb-dh) (81)	32
Beasley, Jeremy (rhp) (21-22)	59,38
Beck, Chad (rhp) (11-12)	58

Beirne, Kevin (rhp) (01)	40
Beliveau, Jeff (rhp) (17)	36
Bell, Derek (of) (91-92)	14
Bell, George (of) (81; '83-90)	11
Belt, Brandon (lf) (22)	33
Beniquez, Juan (of-dh) (87-88)	7,21
Benitez, Armando (rhp) (08)	48
Benoit, Joaquin (rhp) (16)	53
Berenguer, Juan (rhp) (81)	30
Berg, Dave (lf) (02-04)	2
Bergen, Travis (rhp) (20-)	64,79
Bernios, Jose (rhp) (21-)	19
Berroa, Geronimo (of) (99)	27
Berroa, Steward (of) (24)	37
Bert, Jon (lf) (18)	64
Biagini, Joe (rhp) (16-19)	31
Bichette, Bo (lf) (19-)	11
Biggio, Cavan (lf) (19-24)	8
Black, Bud (rhp) (90)	35
Blair, Willie (rhp) (90)	27
Blake, Casey (lf) (99)	28
Blanco, Henry (c) (13)	22
Bohannon, Brian (rhp) (96)	32,60
Bolsinger, Mike (rhp) (17)	49
Bomback, Mark (rhp) (81-82)	17,45
Bonifacio, Emilio (lf) (13)	1
Bonnell, Barry (of) (80-83)	9
Borbon, Pedro (rhp) (00-02)	34,51
Borders, Pat (c) (88-94; '95)	10,29
Bordick, Mike (lf) (03)	18
Borucki, Ryan (rhp) (18-22)	56
Bosetti, Rick (of) (78-81)	22
Boshers, Buddy (rhp) (19)	67
Boucher, Denis (rhp) (91)	35
Bowles, Brian (rhp) (01-03)	26,37
Bowling, Steve (of) (77)	3
Boyd, Matt (rhp) (15)	46
Bradley Jr., Jackie (of) (22)	25
Braun, Steve (lf-dh) (80)	11
Brenly, Bob (c) (89)	9
Brito, Socrates (lf) (19)	38
Brito, Tilsen (lf) (96-97)	12,14
Brow, Scott (rhp) (93-94; '96)	27,44
Brown, Bob (rhp) (79)	9
Brown, Kevin (c) (98-99)	14
Brumfield, Jacob (of) (96-97; '99)	25
Bruno, Tony (rhp) (77)	21
Buchholz, Clay (rhp) (19)	36
Buchholz, Taylor (rhp) (10)	30
Buck, John (c) (10)	14
Buehrle, Mark (lf) (13-15)	56
Buice, DeWayne (rhp) (89)	28
Bullington, Bryan (rhp) (09)	36
Burnett, A.J. (rhp) (06-08)	34
Burns, Andy (lf) (16)	1
Burr, Ryan (rhp) (24-)	43
Burres, Brian (rhp) (09)	14
Burroughs, Jeff (dh) (85)	44
Bush, David (rhp) (04-05; '13)	49,54
Bush, Homer (lf) (99-02)	18
Buskey, Tom (rhp) (78-80)	44
Butera, Sal (c) (88)	12
Butler, Rich (of) (13-14)	26
Butler, Rich (of) (93-94; '99)	27
Byrd, Jeff (rhp) (77)	20

C (88)

Cabrera, Francisco (c) (89)	21
Cabrera, Genesis (rhp) (23-24)	92
Cabrera, Melky (of) (13-14)	54
Cadaret, Greg (rhp) (94)	23
Cairo, Miguel (lf) (96)	31
Camp, Shawn (rhp) (08-11)	57
Campous, Leonel (rhp) (17)	60
Camposano, Gil (of) (98)	6
Canale, Willie (of) (93)	21
Candelaria, John (rhp) (90)	48
Candioti, Tom (rhp) (91)	49
Cannon, J.J. (Joe) (of) (79-80)	30
Canseco, Jose (of-dh) (98)	33,44
Capra, Vinny (lf) (22)	44
Carlson, Jesse (lhp)	1
(08-11)	39,43,48
Carpenter, Chris (rhp) (97-02)	26,50
Carpenter, David (rhp) (12)	39

Carpenter, Drew (rhp) (12)	39
Carrara, Giovanni (rhp) (95-96)	38
Carreno, Joel (rhp) (11-12)	34
Carrera, Ezequiel (of) (15-18)	3
Carter, Jose (of) (91-97)	29,43
Carty, Rico (dh) (78-79)	21
Cash, Kevin (c) (02-04)	29
Cassidy, Scott (rhp) (02)	40
Castillo, Alberto (c) (00-01)	30
Castillo, Frank (rhp) (00)	37
Castillo, Max (rhp) (22)	60
Castillo, Tony (rhp)	1
(88-89; '93-96)	27,49
Castro, Anthony (rhp) (21)	63
Castro, Miguel (rhp) (15)	51
Catalanotto, Frank (of) (03-06)	27
Caudill, Bill (rhp) (85-86)	36
Cecil, Brett (rhp) (09-16)	27
Cecilian, Darrell (of) (16)	9
Cedeno, Domingo (lf) (93-96)	20,70
Cerone, Rick (c) (77-79)	9
Cerutti, John (rhp) (85-90)	55
Chacin, Gustavo (of) (04-07)	39
Chapman, Matt (lf) (22-23)	26
Chenoweth, Tyler (rhp) (21)	14
Chavez, Jesse (rhp) (12; '16)	20,30
Chavez, Raul (c) (08)	13
Chulk, Vinnie (rhp) (03-06)	50
Cimber, Adam (rhp) (21-23)	90
Claity, Jim (rhp) (77-88)	18
Clark, Bryan (rhp) (84)	35
Clark, Howie (lf) (03-04)	4,6
Clarke, Stan (rhp) (83-85; '86)	34
Clase, Jonatan (of) (24-)	8
Clayton, Royce (lf) (07)	11
Clemens, Roger (rhp) (97-98)	21
Clement, Ernie (lf) (23-)	28
Clippard, Tyler (rhp) (18)	36
Coats, Buck (of) (08)	21
Coco, Pascual (rhp) (00-02)	58,54
Coello, Robert (rhp) (12)	56
Coghlan, Chris (lf) (07)	7
Colabello, Chris (lf) (15-16)	15
Cole, A.J. (rhp) (20-21)	36
Cole, Taylor (rhp) (17)	38
Coleman, Joe (rhp) (78)	16,40
Colles, Darrell (of) (93-94)	11
Collins, Dave (of) (83-84)	10
Collins, Zack (c) (22)	21
Cone, David (rhp) (92-95)	11
Cooper, Brian (rhp) (02)	50
Cooper, David (lf) (11-12)	30
Cooper, Don (rhp) (83)	36
Copeland, Scott (rhp) (15)	28
Cordero, Francisco (rhp) (12)	48
Cordero, Jimmy (rhp) (09)	66
Cordova, Marty (of) (00)	15
Cornett, Brad (rhp) (94-95)	22,58
Cox, Danny (rhp) (93-95)	50
Cox, Ted (lf) (81)	34
Crabtree, Tim (rhp) (95-97)	37
Crawford, Evan (rhp) (12)	46
Cresk, Doug (rhp) (93)	39
Crespo, Felipe (lf) (96-98)	3,6
Crozier, Eric (lf) (04)	17
Cruz Jr., Jose (of) (97-02)	23
Cruz, Rhiner (rhp) (18)	59
Cruz, Victor (rhp) (78)	47
Cubillan, Darwin (rhp) (00)	34
Cuas, Jose (rhp) (24)	74
Cummings, Steve (rhp) (89-90)	32
Cumpton, Brandon (rhp) (18)	47

D (50)

Daal, Omar (rhp) (97)	54
Dalesandro, Mark (c) (98-99)	5,59
Danner, Hagen (rhp) (21)	65
Darr, Mike (rhp) (77)	28
Darwin, Danny (rhp) (95)	44
Davey, Tom (rhp) (90)	43
Davis, Bob (c) (79-80)	8
Davis, Dick (of) (82)	35
Davis, Doug (rhp) (03)	48
Davis, Jonathan (of) (18-21)	3,49,67
Davis, Rajai (of) (11-13)	39



Davis, Steve (lhp) ('85-'86).....	25	Fullmer, Brad (dh) ('00-'01).....	20	Hernandez, Toby (c) ('84).....	54	Latos, Mat (rhp) ('17).....	57
DeVay, Ken (lhp) ('91-'93).....	46	Gage, Matt (lhp) ('22).....	91	Hernandez, Xavier (rhp) ('89).....	42	Lavelle, Gary (rhp) ('85-'87).....	46
DeBar, Dennis (lhp) ('77).....	22	Gairis, Freddy (lf) ('19).....	16	Hicks, Jordan (rhp) ('23).....	12	Law, Derek (rhp) ('19).....	64
Delgado, Carlos (lb).....		Garcia, Carlos (lf) ('97).....	13	Hill, Aaron (lf) ('05-'11).....	2	Lawless, Tom (lf) ('89-'90).....	18
De Jong, Jordan, (rhp) ('07).....	6,21,25	Garcia, Damaso (lf) ('80-'86).....	7	Hill, Glenallen (lf) ('89-'91).....	24,29	Lawrence, Casey (rhp) ('17-'22).....	59,62
DeJong, Paul (lf) ('23).....	10	Garcia, Jaime (lhp) ('18).....	57	Hillman-Bread, Shea (lf) ('05-'06).....	29	Lawrence, Joe (lf) ('02).....	6
Delabar, Steve (rhp) ('12-'15).....	50	Garcia, Pedro (lf) ('77).....	38	Hinske, Eric (of) ('02-'06).....	11	Lawrie, Brett (lf) ('11-'14).....	13,17
Dellucci, David (of) ('09).....	17	Garcia, Yemmy (lf) ('22-).....	93	Hodgson, Paul (of) ('80).....	41	Leach, Rick (1b-of) ('84-'88).....	9
De Gus, Brett (rhp) ('24).....	31	Gavin, Jerry (lhp) ('77-'82).....	36	Hoffpauir, Jarrett (lf) ('10).....	3,5	League, Brandon (rhp) ('04-'09).....	22,35
De Los Santos, Luis (lf) ('24).....	20	Gardun, Jerry (rhp) ('05).....	35	Hollins, Dave (dh) ('99).....	17	Leal, Luis (rhp) ('80-'85).....	58
de los Santos, Valerio (lf) ('04).....	26	Gausman, Kevin (rhp) ('22-).....	34	Horsman, Vince (lhp) ('91).....	26	Ledezma, Wilfredo (lhp) ('11).....	58
Dermody, Matt (lhp) ('16-'17).....	50	Gaviglio, Sam (rhp) ('18-'20).....	43	Horton, Willie (dh) ('78).....	48	Lee, Manny (lf) ('85-'92).....	2,4
DeKrosa, Mark (lf) ('13).....	16	Geisel, Dave (lhp) ('82-'83).....	35	Horwitz, Spencer (lf) ('23-'24).....	48	Leiter, Al (lhp) ('89-'95).....	24
DeWitt, Jeff (c) ('87).....	7	Germano, Justin (rhp) ('13).....	30	House, T.J. (lhp) ('17).....	52	Leiter Jr., Mark (rhp) ('18).....	62
DeWitt, Matt (rhp) ('00-'01).....	40,49	Gier, Chris (lf) ('14).....	39	Howell, Roy (lf) ('77-'80).....	13	Lemanczyk, Dave (rhp) ('77-'80).....	23
Diamond, Scott (lhp) ('16).....	32	Gianelli, Ray (lf) ('91).....	19	Howell, J.P. (rhp) ('17).....	56	Lemongello, Mark (rhp) ('79).....	40
Diaz, Aledmys (lf) ('18).....	59	Giles, Ken (rhp) ('18-'20).....	65	Huckaby, Ken (c) ('02-'03; '05).....	20	Lennox, Patrick (of) ('98-'99).....	28
Diaz, Carlos (c) ('90).....	59	Gilles, Tom (rhp) ('90).....	46	Hudek, John (rhp) ('99).....	43	Leon, Arnold (rhp) ('16).....	68
Diaz, Robinson (lf) ('14-'15).....	11	Gillespie, Cole (of) ('14).....	9	Hudson, Daniel (rhp) ('19).....	46	Leone, Dominic (rhp) ('17).....	51
Diaz, Jonathan (c) ('08).....	14	Girado, Chad (lhp) ('16).....	57	Hudson, Orlando (lf) ('02-'05).....	1,3	Leshar, Brian (of) ('02).....	31
Diaz, Yennys (rhp) ('19).....	59	Glaus, Troy (lf) ('06-'07).....	25	Huff, Michael (of) ('94-'96).....	26	Lewis, Fred (of) ('10).....	15
Dickerson, Corey (of) ('21).....	14	Glenn, Brad (of) ('14).....	55	Huffman, Phil (rhp) ('79).....	47	Lewis, Rommie (lhp) ('10-'11).....	35,50
Dickey, R.A. (rhp) ('13-'16).....	43	Glover, Gary (rhp) ('99).....	51	Hurtado, Edwin (rhp) ('95).....	32	Lidle, Cory (rhp) ('03).....	21
Dolis, Rafael (rhp) ('20-'21).....	41	Glynn, Ryan (rhp) ('04).....	51	Hutchinson, Drew (rhp) ('12-'16).....	36	Ligtenberg, Kerry (rhp) ('04).....	46
Domínguez, Matt (lf) ('16).....	32	Godley, Zack (rhp) ('19).....	46	Hutton, Tommy (if-of) ('78).....	14	Lilly, Ted (lhp) ('04-'06).....	31
Dominque, Andy (c) ('05).....	56	Goinis, Ryan (lf) ('13-'17).....	17	Hynes, Colt (lhp) ('15).....	49	Lincoln, Brad (rhp) ('12-'13).....	49
Douglas, Josh (lf) ('15-'18).....	20	Goetz, Chris (lf) ('14).....	68	I (6).....		Lind, Adam (of) ('06-'14).....	26,30
Dotel, Octavio (rhp) ('11).....	29	Gomez, Chris (lf) ('07).....	4	Igarashi, Ryota (rhp) ('12).....	56	Linton, Jason (rhp) ('92-'93; '03-'06).....	23,26
Doutson, Felix (lhp) ('15).....	57	Gonzalez, Rene (lf) ('78-'79).....	88	Infante, Alexis (lf) ('87-'89).....	14	Liriano, Francisco (lhp) ('16-'17).....	45
Douglass, Sean (rhp) ('04).....	24	Gonzalez, Alex (lf) ('10).....	11	Inglett, Joe (lf) ('07-'09).....	54	Liriano, Nelson (lf) ('87-'90).....	2
Downs, Scott (lhp) ('05-'10).....	37	Gonzalez, Alex S. (lf) ('94-'01).....	8	Iorg, Drake (if-of) ('78; '80-'87).....	16,29	Litsch, Jesse (rhp) ('07-'12).....	51
Drabek, Kyle (rhp) ('10-'14).....	44	Gonzalez, Edgar (rhp) ('13).....	35	Izturis, Cesar (lf) ('01).....	2	Little, Brendon (lhp) ('24-).....	54
Drake, Olyve (rhp) ('18).....	46	Goodwin, Curtis (of) ('99).....	17	Izturis, Maicer (lf) ('13-'15).....	3	Lloyd, Graeme (lhp) ('99).....	37
Ducey, Brandon (lf) ('18-'20).....	3,10	Gordon, Don (rhp) ('86-'87).....	8,43	J (23).....		Loaiza, Esteban (rhp) ('00-'02).....	21
Duffy, Rob (of) ('87-'92; '00).....	20,22,40	Goss, Anthony (of) ('12-'14).....	8,43	Jackson, Darrin (of) ('93).....	14	Loewen, Adam (of) ('11).....	39
Dull, Ryan (rhp) ('19).....	73	Gott, Jim (rhp) ('82-'84).....	38	Jackson, Edwin (rhp) ('19).....	33	Loperfido, Joey (of) ('24-).....	9
Duncan, Mariano (lf) ('97).....	24	Gott, Mauro (rhp) ('89).....	47	Johnson, Jerry (rhp) ('77).....	44	Lopez, Aquilino (rhp) ('03-'04).....	44
Dyson, Jarrod (lf) ('21).....	24	Granderson, Curtis (lf) ('18).....	18	Johnson, Roy Lee (rhp) ('81-'84).....	31	Lopez, Felipe (lf) ('01-'02).....	7
Dyson, Sam (rhp) ('12).....	35	Gravenm, Craig (lf) ('14).....	31	Jansen, Danny (c) ('18-'24).....	4	Lopez, Luis (lf) ('01).....	12
E (20).....		Grebeck, Kendall (lf) ('98-'00).....	4	Janssen, Casey (rhp) ('06-'14).....	44	Lopez, Otho (lf) ('21-'22).....	51,72
Eckstein, David (lf) ('08).....	11	Green, Chad (rhp) ('23-).....	37	Jansen, Marty (rhp) ('96-'97).....	36	Loup, Aaron (lhp) ('12-'18).....	61
Eden, Cam (of) ('23).....	31	Green, Nick (lf) ('10).....	21	Jefferson, Jesse (rhp) ('77-'80).....	34	Low, Mark (rhp) ('15).....	57
Edge, Butch (rhp) ('79).....	16	Greene, Shawn (of) ('93-'99).....	15	Jefferson, Jeremy (rhp) ('13).....	33	Lowe, Easton (lhp) ('24-).....	62
Edwards Jr., Carl (rhp) ('21).....	43	Greene, Charlie (c) ('00).....	21	Jenkins, Chad (rhp) ('12-'15).....	64	Ludwig, Elvis (rhp) ('99).....	65
Eichhorn, Mark (rhp) ('82).....		Greene, Willie (of) ('09).....	12	Jimenez, Luis (lf) ('24).....	44	Luciano, Eric (rhp) ('99).....	40
'86-'88; '92-'93).....	28,38,48	Greene, Kevin (rhp) ('10).....	63	Johnson, Cliff (dh) ('83-'86).....	00,44	Luebben, Steve (rhp) ('79).....	46
Eisert, Brandon (lhp) ('24-).....	60	Grichuk, Randal (of) ('18-).....	15	Johnson, Dane (lhp) ('96).....	50	Luecker, Rick (rhp) ('90).....	38
Encarnacion, Edwin (lf) ('09-'16).....	7,10,12	Griffin, Alfredo (lf) ('79-'84; '92-'93).....	4	Johnson, Jerry (rhp) ('77).....	44	Lukes, Nathan (of) ('23-).....	18
Escobar, Jim (lhp) ('90).....	26	Griffin, Jaurd (of) ('05-'07).....	11,24	Johnson, Jose (lhp) ('86-'87).....	33	Luna, Hector (lf) ('07-'08).....	38
Escobar, Kelvin (rhp) ('97-'03).....	45,47	Griffin, Foster (lhp) ('22).....	60	Johnson, Josh (rhp) ('13).....	55	Luplow, Jordan (of) ('23-).....	7
Escobar, Yunel (lf) ('10-'12).....	5	Grilli, Jason (rhp) ('16-'17).....	37	Johnson, Kelly (lf) ('11-'12).....	2	Lyon, Brandon (lf) ('01-'02; '12).....	28,31
Esipal, Santiago (lf) ('20-'24).....	5	Grilli, Steve (rhp) ('79).....	45	Johnson, Read (of) ('03-'07).....	3,37	M (83).....	
Espino, Paolo (rhp) ('24).....	52	Gronkiewicz, Lee (rhp) ('07).....	62	Johnson, Tony (lf) ('78-'79).....	16,17	MacDonald, Bob (lhp) ('90-'92).....	45
Espinoza, Nino (rhp) ('81).....	38	Gross, Gabe (of) ('04-'05).....	18,21	Johnson, Tony (of) ('82).....	45	Macha, Ken (lf) ('81).....	11
Estatella, Bobby (c) ('04).....	20	Gruber, Kelly (lf) ('84-'92).....	17	Jordan, Ricardo (rhp) ('95).....	49	Macha, Mike (lf) ('80).....	11
Estrada, Marco (rhp) ('15-'18).....	25	Guerra, Javy (rhp) ('19).....	48	Joseph, Caleb (c) ('20).....	7	Mahler, Mickey (lhp) ('86).....	40
Estrella, Leo (rhp) ('00).....	30	Guerrero Jr., Vladimir (lf) ('19-).....	27	K (27).....		Maile, Luke (c) ('17-'19).....	21,22
Evans, Tom (lf) ('97-'98).....	2,28	Guerrero, Taylor (rhp) ('18-).....	65	Kat, Gosuke (lf) ('22).....	29	Makusidian, Mike (lf) ('92).....	21
Eveland, Dana (lhp) ('10).....	30	Guilmet, Preston (rhp) ('18).....	49	Kawasaki, Muneaki (rhp) ('13-'15).....	66	Maldonado, Candy (of) ('91-'92; '95).....	23
Ewing, Sam (if-of-dh) ('77-'78).....	5	Gunderson, Eric (lhp) ('00).....	39	Key, Anthony (lhp) ('19).....	47,70	Manaf, Al (rhp) ('21-).....	6
Fyfe, Scott (lhp) ('01-'02).....	29	Guthrie, Mark (lhp) ('00).....	38	Kelly, Pat D. (c) ('80).....	7	Manrique, Fred (lf) ('81-'84).....	2
F (32).....		Guzman, Juan (rhp) ('91-'98).....	57,66	Kelly, Pat F. (lf) ('99).....	7	Marcum, Shaun (rhp) ('05-'10).....	28
Fairly, Ron (if-of) ('77).....	6	H (56).....		Kennedy, Joe (lhp) ('07).....	46	Martin, Norberto (lf) ('99).....	3,38
Farquhar, Danny (rhp) ('11-'12).....	49	Haage, Matt (lf) ('15).....	23	Kent, Jeff (lf) ('92).....	11	Martin, Russell (lf) ('15-'18).....	55
Fasano, Sal (c) ('07).....	13	Hall, Darren (rhp) ('94-'95).....	36	Kershner, Jason (lhp) ('02-'04).....	23,46	Martin, Buck (c) ('81-'86).....	13
Feierabend, Ryan (rhp) ('19).....	60	Halladay, Roy (rhp) ('98-'09).....	32,52	Key, Jimmy (rhp) ('84-'92).....	22,27	Martinez, Dave (of) ('00).....	14
Feldman, Scott (rhp) ('16).....	41	Hamilton, Joey (rhp) ('99-'01).....	50	Kielty, Bobby (of) ('03).....	24	Martinez, Domingo (1b) ('92-'93).....	5,19
Felix, Junior (of) ('89-'90).....	47,54	Hand, Brad (lhp) ('21).....	52	Kiermaier, Kevin (of) ('23-'24).....	39	Martinez, Orelvis (lf) ('24-).....	3
Fernandez, Jose (lhp) ('18).....	50	Hanson, Alan (lf) ('19).....	1,19	Kikuchi, Yusel (lhp) ('22-'24).....	16	Martinez, Sandy (c) ('95-'97).....	35,53
Fernandez, Tony (lf) ('83-'90; '93-'98; '01).....	1	Hanson, Erik (rhp) ('96-'98).....	39	Kilgus, Paul (lhp) ('90).....	39	Mason, Jim (lf) ('77).....	10
Felder, Cecil (1b) ('85-'88).....	23	Happ, J.A. (lhp) ('12-'14; '16-'18).....	33,48	Kiner-Faulk, Jeff (lf) ('19).....	66	Mastroianni, Darin (of) ('11;'14).....	1,33
Figuerola, Luis (lf) ('06).....	46	Hargan, Steve (rhp) ('77).....	26	Kingham, Nick (rhp) ('19).....	66	Mathis, Jeff (lf) ('12).....	6
File, Bob (rhp) ('01-'02; '04).....	36	Harrell, Lucas (rhp) ('17).....	57	Kirk, Alejandro (c) ('20-).....	30,85	Matuszek, Len (dh) ('85).....	25
Flier, Tom (rhp) ('85).....	49	Hartenstein, Chuck (rhp) ('77).....	24	Kirkwood, Don (rhp) ('78).....	32	Matz, Steven (lhp) ('21).....	22
Fisher, Derek (of) ('19-'20).....	20,23	Hatch, Thomas (rhp) ('20-'23).....	31	Kluttis, Mickey (lf) ('83).....	27	Maurer, David (lhp) ('04).....	51
Flanagan, Mike (lhp) ('87-'90).....	46	Hattig, John (lf) ('06).....	23	Knorr, Randy (c) ('91-'95).....	27,54	Mayberry, John (1b) ('78-'82).....	10
Flemer, Huck (lhp) ('93; '96-'97).....	32,38	Hauschild, Mike (rhp) ('18).....	44	Koch, Billy (rhp) ('99-'01).....	44	Mayberry Jr., John (of) ('14).....	9
Fletcher, Darrin (c) ('98-'02).....	9	Hawkins, LaTroy (rhp) ('15).....	32	Koehler, Tom (rhp) ('17).....	34	Mayza, Tim (lhp) ('17-'24).....	58
Floyd, Gavin (rhp) ('16).....	39	Hayhurst, Dirk (lhp) ('09).....	58	Korecky, Bobby (rhp) ('12;'14).....	20,51	Mazzilli, Lee (of-dh) ('89).....	13
Fort, Wilmer (rhp) ('19-'20).....	63	Hearnson, Jeff (c) ('85-'86).....	54	Koskie, Corey (lf) ('05).....	40	McCoy, Mason (lf) ('24-).....	10
Francis, Bowden (rhp) ('22-).....	44,59	Hechavarría, Adelmir (lf) ('12).....	3	Kottaras, George (c) ('14).....	14	McCoy, Mike (lf) ('10-'12).....	18
Francis, Jeff (lhp) ('15).....	35	Heimann, Tyler (c) ('22; '23; '24).....	22,51,55	Kratz, Erik (c) ('14).....	31	McDonald, John (of) ('05-'11).....	6
Francisco, Ben (of) ('12).....	8	Henderson, Rickey (of) ('93).....	14,24	Kucak, Jack (rhp) ('80).....	32	McNewen, Dustin (rhp) ('05-'14).....	29,40
Francisco, Frank (rhp) ('11).....	59	Hendrickson, Mark (lhp) ('02-'03).....	43	Kusick, Craig (lf) ('79).....	5	McGriff, Fred (1b) ('86-'90).....	19
Francisco, Juan (lf) ('14).....	47	Hendricks, Liam (rhp) ('14-'15).....	31,39	L (59).....		McGuire, Deck (rhp) ('18).....	48
Frascatore, John (rhp) ('99-'01).....	52	Henke, Tom (rhp) ('85-'92).....	50	Laffey, Aaron (lhp) ('12-'13).....	32	McGuire, Reese (c) ('18-).....	7,10,70
Fraser, Willie (rhp) ('91).....	27	Hentgen, Pat (rhp) ('91-'94).....	41	Lake, Junior (of) ('16).....	48	McKay, Dave (lf) ('77-'79).....	39
Fraser, Jason (rhp) ('04-'11).....	12,54	Heredia, Felix (lhp) ('02-).....	49	Lamb, Jake (lf) ('21).....	2	McKinney, Billy (of) ('18-'20).....	28
Frederick, Kevin (rhp) ('04).....	48	Hermanen, Chad (of) ('04-'05).....	33	Lamp, Dennis (rhp) ('84-'86).....	53	McLaughlin, Joey (rhp) ('80-'84).....	50
Freel, Ryan (lf) ('01).....	11	Hernandez, Pedro (lf) ('79; '82; '29).....	39	LaRoche, Andy (lf) ('13).....	31	McRae, Brian (of) ('99).....	56
Freisleben, Dave (rhp) ('79).....	25	Hernández, Teoscar (of) ('17-'22).....	37	Latham, Chris (of) ('01).....	27	Mench, Kevin (of) ('08).....	36
Frias, Luis (rhp) ('24).....	63					Menechino, Frank (of) ('04-'05).....	4
Frye, Jeff (lf) ('01).....	3						

Menhart, Paul (rhp) (95)..... 55
 Mercader, Orlando (of) (97)..... 6
 Merrifield, Whit (utl) (22-23)..... 1,15
 Meryweather, Julian (rhp) (20-)'67 6
 Michalak, Chris (rhp) (01)..... 17
 Miller, Kevin (if) (09)..... 15,30
 Miller, Dyer (rhp) (79)..... 46
 Miller, Justin (rhp) (02-05)..... 34
 Miller, Trevor (rhp) (03-11)..... 43,51
 Mills, Brad (rhp) (19-71; '14)..... 38,59
 Mills, Chris (rhp) (78)..... 3
 Minor, Tommy (rhp) (21)..... 69
 Mirabella, Paul (rhp) (80-81)..... 42
 Moffitt, Randy (rhp) (83)..... 17
 Molina, Bengie (c) (06)..... 41
 Molina, Jose (c) (10-11)..... 8
 Morán, Paul (dth) (93-95)..... 19
 Mondesi, Raul (of) (00-02)..... 43
 Montero, Miguel (c) (17)..... 39,47
 Moore, Balor (rhp) (78-80)..... 38
 Moore, Charlie (c) (87)..... 21
 Morris, Franklin (rhp) (16)..... 57
 Morales, Kendrys (dth) (17-18)..... 8
 Moran, Brian (rhp) (20)..... 48
 Morandini, Mickey (if) (00)..... 1
 Moreno, Gabriel (c) (22-)..... 55
 Morgan, Mike (rhp) (83)..... 30
 Morris, Jack (rhp) (92-93)..... 47
 Morrow, Brandon (of) (10-14)..... 23
 Mosbey, Lloyd (of) (80-89)..... 15
 Mosquera, Julio (c) (96-97)..... 47
 Mottola, Chad (of) (00, '06)..... 21,22
 Mottola, Dan (rhp) (92-93)..... 57
 Munro, Peter (rhp) (98-99)..... 13,69
 Murphy, Bill (rhp) (09)..... 62
 Murphy, Patrick (rhp) (20-21)..... 66
 Murphy, Tom (rhp) (77-79)..... 47
 Murray, Dale (rhp) (81-82)..... 33
 Musselman, Jeff (rhp) (86-89)..... 13,32,35
 Musselman, Ron (rhp) (84-85)..... 30
 Myers, Greg (c) (87-89; 92; 03-05)..... 16,21,28,52
 Myers, Randy (rhp) (98)..... 28

N (14)..... 4
 Nakamura, Michael (rhp) (04)..... 53
 Nance, Tommy (rhp) (24)..... 45
 Navarro, Dioner (c) (14-15; '16)..... 30
 Ngoepe, Gift (if) (18)..... 61
 Nickes, Mike (c) (13)..... 15
 Nicolsia, Steve (c) (85)..... 35
 Nikro, Phil (rhp) (87)..... 35
 Nil, Jason (if) (11)..... 2
 Nino, Otis (of) (96-97)..... 42
 Nolin, Sean (rhp) (13-14)..... 35
 Nordbrook, Tim (if) (77-78)..... 16
 Nordhagen, Wayne (of-dh) (82)..... 30
 Norris, Daniel (rhp) (14-15)..... 32
 Nunez, Jose (rhp) (87-89)..... 45

O (14)..... 4
 O'Brien, Charlie (c) (96-97)..... 22
 Oh, Seungchan (rhp) (18)..... 22
 Okech, Tony (rhp) (07)..... 39
 Oleru, John (1b-dh) (98-99)..... 9
 Oliver, Al (dh) (83)..... 0
 Oliver, Darren (rhp) (12-13)..... 38
 Olmedo, Ray (if) (07)..... 43
 Ohlman, Mike (c) (17)..... 43
 Ortiz, Jorge (of-dh) (83)..... 33
 Ortiz, Ramon (rhp) (13)..... 34
 Osuna, Roberto (rhp) (15-18)..... 54
 Otaz, Willes (if) (99)..... 21
 Overbay, Lyle (if) (06-10)..... 17,35
 Overton, Connor (rhp) (21)..... 44

P (42)..... 16
 Painter, Lance (rhp) (00-01)..... 28,40
 Palacios, Josh (of) (21-)..... 77
 Panik, Joe (if) (20-21)..... 2
 Pannone, Thomas (rhp) (18-20)..... 47
 Parades, Jimmy (if) (16)..... 35
 Parker, Dave (dth) (91)..... 39
 Parmley, Ian (rhp) (17)..... 10
 Paris, Steve (rhp) (02-)..... 39
 Parrish, Jason (rhp) (08)..... 31
 Parrish, Lance (c) (95)..... 18
 Parsons, Steve (rhp) (23-24)..... 46
 Patterson, Corey (of) (11)..... 16
 Pauley, David (rhp) (12)..... 49
 Paulino, David (rhp) (18)..... 22
 Payamps, Joel (rhp) (21)..... 54
 Pearce, Steve (if-dh) (17-18)..... 38
 Pearson, Nate (rhp) (20-24)..... 9
 Pennington, Cliff (if) (15)..... 9
 Perez, Hector (rhp) (20)..... 64
 Perez, Juan (rhp) (13)..... 39
 Perez, Luis (rhp) (11-13)..... 47
 Perez, Robert (of) (94-97)..... 19
 Perez, Tomas (if) (95-98)..... 1,13
 Peterson, Adam (rhp) (97-99)..... 31
 Peterson, Robert (rhp) (04)..... 59
 Petrilli, Gene (c) (82-84)..... 14
 Petricka, Jake (rhp) (18)..... 39
 Phelps, David (rhp) (19, '21-)..... 35
 Phelps, Josh (c) (00-04)..... 47
 Phillips, Jason (c) (06-07)..... 47
 Phillips, Kyle (c) (09)..... 31
 Phillips, Kevin (of) (98)..... 12
 Philley, Tony (of) (13-19)..... 11,22
 Pinkus, Justin (if) (97-99; 01-02)..... 19
 Poitette, Jeff (rhp) (02-03)..... 39
 Pompey, Dalton (of) (14-)..... 23,45
 Pond, Simon (of) (24-)..... 18
 Pop, Zach (rhp) (02)..... 56
 Powell, Hosken (of-dh) (82-83)..... 22
 Price, David (rhp) (15)..... 14
 Prokepec, Luke (rhp) (02)..... 44
 Purcey, David (rhp) (08-11)..... 25

Q (3)..... 1
 Quinrill, Paul (rhp) (96-01)..... 48
 Quinlan, Tom (if) (90; 92)..... 16
 Quiróz, Guillermo (c) (04-05)..... 16

R (53)..... 1
 Rader, Doug (if) (77)..... 10
 Ramirez, Carlos (rhp) (17-18)..... 36,38
 Ramirez, Neil (rhp) (19)..... 33
 Ramos, Domingo (if) (80)..... 17
 Rasmus, Rob (of) (11-14)..... 28
 Rasmussen, Rob (rhp) (14-15)..... 59
 Reas, Dan (rhp) (11)..... 38
 Ray, Robbie (rhp) (20-21)..... 38
 Ray, Robert (rhp) (09-10)..... 60
 Redmond, Todd (rhp) (13-15)..... 58
 Reed, Jeremy (of) (10)..... 7
 Refsnyder, Rob (if) (17)..... 39
 Reichert, Dan (rhp) (03)..... 54
 Reid-Foley, Sean (rhp) (18-20)..... 54
 Reimold, Nolan (of) (14)..... 14
 Revere, Ben (if) (15)..... 47
 Revering, Dave (1b-dh) (82)..... 10
 Reyes, David (rhp) (98)..... 3
 Reyes, Jose (if) (13-15)..... 12
 Richard, Clayton (rhp) (19)..... 2
 Richards, Trevor (rhp) (21-24)..... 3
 Richmond, Scott (rhp) (08-12)..... 48,57
 Righetti, Dave (rhp) (94)..... 24
 Riis, Alex (of) (09-09)..... 15
 Risley, Bill (rhp) (96-98)..... 55
 Rivera, Juan (of) (11)..... 20
 Roark, Tanner (of) (20-21)..... 14
 Roberts, Leeds (of-dh) (82)..... 3
 Roberts, Ryan (rhp) (07-17)..... 4,21
 Robertson, Bob (1b-dh) (79)..... 5
 Robertson, Nick (rhp) (24-)..... 52
 Robinson, Kenny (rhp) (95; '97; 44,52) 52
 Rodriguez, Nery (rhp) (98-99)..... 39
 Rodriguez, Yariel (rhp) (24-)..... 29
 Rodriguez, Yerry (rhp) (24)..... 58
 Roenicke, Josh (rhp) (09-10)..... 17,33
 Rogers, Esml (rhp) (13-14)..... 32
 Rogers, Jimmy (rhp) (95)..... 47
 Roman, Scott (rhp) (07)..... 72
 Romano, Jordan (rhp) (19-24)..... 88
 Romano, Mike (rhp) (09)..... 46
 Romero, Davis (rhp) (06)..... 50
 Romero, Ricky (rhp) (09-13)..... 24
 Romo, Sergio (rhp) (22)..... 54
 Ros, Phil (c) (77)..... 4
 Rosario, Francisco (rhp) (06)..... 36
 Ross, Mark (rhp) (88)..... 21
 Rosscup, Zac (rhp) (19)..... 59
 Rowley, Chris (rhp) (17-18)..... 45,47
 Ruiz, Randy (if) (09-10)..... 52
 Ryan, B. J. (rhp) (06-09)..... 32
 Ryu, Hyun-jin (rhp) (20-23)..... 99
 Rzepczynski, Marc (rhp) (09-11)..... 34

S (74)..... 1
 Satalamaccia, Jarrod (c) (17)..... 10
 Samuel, Juan (if-of) (96-98)..... 1
 Sanchez, Aaron (rhp) (14-19)..... 41
 Sanchez, Alex (rhp) (89)..... 33
 Sanders, Anthony (of) (98)..... 27
 Santiago, Roberto (rhp) (08)..... 39
 Santos, Luis (rhp) (17-18)..... 5,21
 Santos, Sergio (rhp) (12-14)..... 21
 Saucedo, Taylor (rhp) (21-)..... 46,52,54
 Saunders, Michael (of) (15-17)..... 21
 Schneider, Davis (utl) (23-)..... 36
 Schoenweis, Scott (rhp) (05-06)..... 60
 Schofield, Dick (ss) (93-94)..... 4,22
 Schrom, Ken (rhp) (80; '82)..... 21,31
 Schultz, Bo (rhp) (15-16)..... 47
 Scott, John (if) (77)..... 11
 Scutaro, Marco (of) (08-09)..... 19
 Segui, David (if)

#32 Retired on March 29, 2018
#42 Worn by all players annually on Jackie Robinson Day

ALL-TIME UNIFORM NUMBERS 1977-2024

BIOGRAPHIES

LAST SEASON

HISTORY

RECORDS

OPPONENTS

PLAYER DEV.

MEDIA & MISC.

MANAGERS

3
Bobby Mattick, Jimmy Williams

5
John Gibbons

6
Bobby Cox

7
Roy Hartsfield

11
Jim Fregosi

13
Buck Martinez

14
John Schneider, Carlos Tosca

17
Tim Johnson

25
Charlie Montoyo

34
Mel Queen

43
Cito Gaston

52
John Farrell

COACHES

1
Cookie Rojas

2
Casey Candaele, Luis Rivera

3
Bob Bailor, Lee Elia, Jimmy Williams

4
Alfredo Griffin, Luis Rivera, Cookie Rojas

7
Rich Hacker, Torey Lovullo, John McLaren, Eddie Rodriguez

8
John Sullivan

10
Matt Buschmann, Jim Lett, DeMarlo Hale

11
Sal Butera

12
Ernie Whitt

14
Mickey Brantley, Denis Menke, Carlos Tosca

15
Bob Miller, Gene Tenace

16
DeMarlo Hale, Jack Hubbard, Garth Iorg, Gil Kim, Nick Leyva, Lloyd Moseby, Gene Tenace

17
Brook Jacoby, John Schneider

18
Guillermo Martinez, Gene Tenace

19
Dave Hudgens

20
DeMarlo Hale, Luis Rivera

21
Dante Bichette, Tim Lincecum, Dwayne Murphy, Jeff Ware

22
Sal Butera, Gil Kim, Rick Langford, Don Wakamatsu

23
Don Mattingly, Hunter Mense, Tim Lincecum

24
John McLaren, Jimmy Williams

25
Dwayne Murphy, Kevin Seitzer, Mike Squires

26
Matt Buschmann, Brook Jacoby, Willie Upshaw

27
Derek Shelton

28
John Felske, Willie Upshaw

29
Bobby Knoop

30
Marty Pevey

31
Bobby Doerr

34
Tim Lincecum, Mel Queen, Dave Stewart

35
Terry Bevington, Dane Johnson

36
Gary Matthews

38
Brad Arnsberg, Dane Johnson

39
Larry Hise, Dave Hudgens, Chad Mottola

40
Pete Walker

41
Cito Gaston, Pat Hentgen, Dwayne Murphy, Pete Walker, Harry Warner, Al Widmar

42
Galen Cisco, Jackie Moore, Billy Smith

43
Cito Gaston, Don Leppert

45
Marty Pevey, Dave Stewart

46
Dennis Holmberg, Bob Stanley

47
Gary Denbo, Shelley Duncan, Gil Patterson

51
Tim Lincecum, Carlos Febles

52
Omar Malave, Bruce Walton

53
Joe Breedon, Mark Budzinski, Mark Connor, Epy Guerrero, Mike Mordecai, Bruce Walton

55
Brian Butterfield

56
Mike Barnett, Roly de Armas, Hector Torres

57
Winston Llenas

58
John Gibbons, Marty Pevey

59
Hunter Mense

60
Eric Owens

63
Luis Rivera

66
Matt Hague

85
David Howell

86
Adam Yudelman



PLAYERS

0

Al Oliver

00

Cliff Johnson, Taijuan Walker

1

Bob Bailor, Emilio Bonifacio, Andy Burns, Aledmys Díaz, Jonathan Díaz, Jarrod Dyson, Tony Fernandez, ALEN HANSON, Orlando Hudson, Joe Inglett, Rafael Lopez, Darin Mastroianni, Whit Merrifield, Bengie Molina, Mickey Morandini, Ray Olmedo, Tomas Perez, Dewayne Wise, Shun Yamaguchi, Eddie Zosky

2

Danny Ainge, Dave Berg, Jacob Brumfield, Rob Butler, Tom Evans, Craig Grebeck, Aaron Hill, Cesar Izturis, Kelly Johnson, Jake Lamb, Manny Lee, Nelson Liriano, Fred Manrique, Otis Nixon, Joe Panik, Clayton Richard, Luis Sojo, Steve Stagg, Troy Tulowitzki, Justin Turner

3

Steve Bowling, Miguel Cairo, Ezequiel Carrera, Felipe Crespo, Jonathan Davis, Brandon Drury, Jeff Frye, Chris Gomez, Adeiny Hechavarria, Jarrett Hoffpauir, Orlando Hudson, Maicer Izturis, Reed Johnson, Norberto Martin, Brian Milner, Wayne Nordhagen, Leon Roberts, Randy Ruiz, Gio Urshela, Vernon Wells, Mookie Wilson, Dewayne Wise

4

Howie Clark, Kyle Drabek, Craig Grebeck, Alfredo Griffin, Joe Inglett, Manny Lee, Frank Menchino, Ryan Roberts, Phil Roof, Dick Schofield, Jason Smith, George Springer, Shannon Stewart, Jorge Velandia

5

Michael Barrett, Bobby Brown, Jacob Brumfield, Mark Dalesandro, Yunel Escobar, Santiago Espinal, Sam Ewing, Jarrett Hoffpauir, Craig Kuskick, Domingo Martinez, Rance Mulliniks, Bob Robertson, Eric Sogard, Chris Woodward

6

Sil Campusano, Howie Clark, Felipe Crespo, Carlos Delgado, Ron Fairly, Pat D. Kelly, Joe Lawrence, Alek Manoah, Jeff Mathis, John McDonald, Orlando Merced, Travis Shaw, Luis Sojo, Marcus Stroman, Jorge Velandia, Dan Whitmer, Kevin Witt

7

Tony Batista, Juan Beniquez, Chris Coghlan, Edwin Encarnacion, Damaso Garcia, Joe Inglett, Caleb Joseph, Pat F. Kelly, Isiah Kiner Faalea, Felipe Lopez, Jordan Luplow, Reese McGuire, Jeremy Reed, Ben Revere, Jose Reyes, Shannon Stewart, Curtis Thigpen, Josh Towers, Melvin Upton, Richard Urena, Will Wagner, Bradley Zimmer

8

Russ Adams, Alan Ashby, Cavan Biggio, Jonatan Clase, Bob Davis, Ben Francisco, Alex S. Gonzalez, Anthony Gose, Ken Macha, Jose Molina, Kendrys Morales, Pedro Swann, Yorvit Torrealba

9

J. P. Arencibia, Barry Bonnell, Bob Brenly, Darrell Ceciliani, Rick Cerone, Darin Fletcher, Cole Gillespie, Danny Jansen, Rich Leach, Joey Loperfido, John Mayberry Jr., John Olerud, Cliff Pennington, Tom Wilson, Gregg Zaun,

10

Pat Borders, Dave Collins, Paul DeJong, Brandon Drury, Edwin Encarnacion, Jim Mason, John Mayberry, Mason McCoy, Reese McGuire, Ian Parnley, Doug Rader, Dave Revering, Jarrod Saltalamacchia, Marcus Semien, Mark Sharperson, Vernon Wells

11

George Bell, Bo Bichette, Steve Braun, Royce Clayton, Darnell Coles, David Cone, Rajai Davis, David Eckstein, Ryan Freel, Luis Gomez, Alex Gonzalez, John-Ford Griffin, Eric Hinske, Jeff Kent, Mike Macha, Kevin Pillar, Juan Samuel, John Scott

12

Roberto Alomar, Tilson Brito, Rich Butler, Edwin Encarnacion, Willie Greene, Jordan Hicks, Luis Lopez, Tony Phillips, Ernie Whitt, Kenny Williams

13

Edgardo Alfonzo, Brandon Belt, Raul Chavez, Sal Fasano, Carlos Garcia, Lourdes Gurriel Jr., Roy Howell, Brett Lawrie, Buck Martinez, Orelvis Martinez, Lee Mazzilli, Peter Munro, Jeff Musselman, Lance Parrish, Tomas Perez, Justin Smoak, Luis Sojo, Omar Vizquel, Jayson Werth, Keny Williams

14

Butch Alberts, Howard Battle, Derek Bell, Tilson Brito, Kevin Brown, John Buck, Brian Burres, Robinson Diaz, Corey Dickerson, Rickey Henderson, Tommy Hutton, Alex Infante, Darin Jackson, George Kottaras, Dave Martinez, Gino Petralli, David Price, Nolan Reimold, Tanner Roark, Moises Sierra, Ruben Sierra, Justin Smoak, Eric Thames

15

Chris Colabello, Marty Cordova, Shawn Green, Randal Grichuk, Fred Lewis, Whit Merrifield, Kevin Millar, Lloyd Moseby, Chad Mottola, Mike Niekas, Alex Rios, Brian Serven, Dwight Smith Jr., Pat Tabler, Raimel Tapia, Danny Valencia, Tom Wilson

16

Mike Bordick, Joe Coleman, Mark DeRosa, Butch Edge, Freddy Galvis, Garth Iorg, Dan Johnson, Tim Johnson, Yusei Kikuchi, Greg Myers, Tim Nordbrook, Corey Patterson, Tom Quinlan, Guillermo Quiroz, Todd Stottlemire, Andy Thompson, Turner Ward, Dewayne Wise

17

José Berrios, Mark Bomback, Eric Crozier, David Dellucci, Ryan Goins, Curtis Goodwin, Kelly Gruber, Dave Hollins, Tim Johnson, Brett Lawrie, Chris Michalak, Randy Moffitt, Lyle Overbay, Robert Perez, Josh Phelps, Domingo Ramos, Josh Roenicke, Omar Vizquel

18

Darwin Barney, Homer Bush, Jim Clancy, Curtis Granderson, Gabe Gross, Ryan Langerhans, Tom Lawless, Hector Luna, Mike McCoy, Tomo Ohka, Simon Pond, Benito Santiago, Steve Tolleson

19

Jose Bautista, Ray Giannelli, ALEN HANSON, Domingo Martinez, Fred McGriff, Paul Molitor, Josh Phelps, Dan Plesac, Cliff Politte, Marco Scutaro, David Segui, Otto Velez, Frank Viola

20

Rod Barajas, Rob Butler, Domingo Cedenio, Jesse Chavez, Luis De Los Santos, Josh Donaldson, Rob Ducey, Bobby Estalella, Derek Fisher, Brad Fullmer, Ken Huckaby, Bobby Korecky, Patrick Lennson, Juan Rivera, Ryan Roberts, Ron Shepherd, Mike Stanley, Mark Teahen, Jonathan Villar, Daniel Vogelbach, Woody Williams, Al Woods

21

Tom Bruno, Francisco Cabrera, Willie Canate, Rico Carty, Roger Clemens, Buck Coats, Zack Collins, Carlos Delgado, Nick Green, Charlie Greene, Gabe Gross, Cory Lidle, Esteban Loaiza, Luke Maile, Mike Malsucian, Charlie Moore, Chad Mottola, Greg Myers, Willis Otanez, Mark Ross, Randy Ruiz, Sergio Santos, Michael Saunders, Ken Schrom, Ron Shepherd, Ozzie Virgil, Mark Wiley

22

Danny Ainge, Chase Anderson, Henry Blanco, Rick Bosetti, Brad Cornett, Dennis DeBarr, Rob Ducey, Tyler Heineman, Jimmy Key, Brandon League, Luke Maile, Mike Matheny, Steven Matz, Chad Mottola, Charlie O'Brien, Seungwhan Oh, David Paulino, Kevin Pillar, Hosken Powell, Dick Schofield, Brian Simmons, Josh Thole

23

Norichika Aoki, Jacob Barnes, Rod Barajas, Jose Bautista, Jose Cruz Jr., Cecil Fielder, Derek Fisher, Matt Hague, John Hattig, Jason Kershner, Dave Lemanczyk, Candy Maldonado, Brandon Morrow, Dalton Pompey, Shannon Stewart, Danny Valencia, Mitch Webster, Mark Whiten, Mike Willis

24

Jim Acker, Willie Aikens, Danny Barnes, Greg Cadaret, Sean Douglass, Mariano Duncan, John-Ford Griffin, Chuck Hartenstein, Rickey Henderson, Glenallen Hill, Bobby Kielty, Nate Pearson, Dave Righetti, Ricky Romero, Paul Spoljaric, Matt Stairs, Shannon Stewart, Tom Underwood, Turner Ward

25

Doug Ault, Jackie Bradley Jr., Steve Davis, Carlos Delgado, Marco Estrada, Dave Freisleben, Troy Glaus, Roy Lee Jackson, Steve Luebber, Len Matuszek, David Purcey, Daulton Varsho, Devon White, Chris Woodward



26

Brian Bowles, Sal Butera, Chris Carpenter, Matt Chapman, Valerio de los Santos, Jim Eppard, Steve Hargan, Vince Horsman, Michael Huff, Adam Lind, Doug Linton, Yanguis Solarte, Willie Upshaw, Ozzie Virgil, Mickey Weston

27

Willie Blair, Scott Brow, Jeff Byrd, Tony Castillo, Frank Catalanotto, Brett Cecil, Victor Cruz, Jeff DeWitt, Willie Fraser, Todd Greene, Vladimir Guerrero Jr., Jimmy Key, Mickey Klutts, Randy Knorr, Chris Latham, Anthony Sanders, Dwight Smith Jr., Cory Snyder, Tony Solaita

28

Casey Blake, Ernie Clement, Scott Copeland, Mike Darr, Matt Dominguez, Mark Eichhorn, Tom Evans, Jared Hoyle, Al Leiter, Brandon Lyon, Shaun Marcum, Billy McKinney, Greg Myers, Randy Myers, Jayson Nix, Lance Painter, Steve Pearce, Colby Rasmus, Joakim Soria, Lou Thornton

29

Jesse Barfield, Geronimo Berroa, Pat Borders, Joe Carter, Kevin Cash, Octavio Dotel, Scott Eyre, Pedro Hernandez, Glenallen Hill, Shea Hillenbrand, Garth Iorg, Goseuke Katoh, Dustin McGowan, Yariel Rodriguez, Hector Torres, Devon Travis, T.J. Zeuch

30

Anthony Alford, Danny Barnes, Juan Berenguer, Taylor Buchholz, Joe (J.J.) Cannon, Alberto Castillo, Jesse Chavez, David Cooper, Dana Eveland, Alejandro Kirk, Doug Linton, Kevin Millar, Mike Morgan, Ron Musselman, Dioner Navarro, Wayne Nordhagen, Justin Speier, Todd Stottlemyre, Josh Thole, Jonathan Villar, Pete Vuckovich, Woody Williams

31

Jim Acker, Dave Baker, Joe Biagini, Brett de Geus, Cam Eden, Kendall Graveman, Liam Hendriks, Thomas Hatch, Shawn Hill, Erik Kratz, Andy LaRoche, Brian Leshner, Ted Lilly, Brandon Lyon, John Parrish, Robert Person, Kyle Phillips, Tanyon Sturtze, Duane Ward, Chris Woodward, Victor Zambrano

32 (NUMBER RETIRED-3/29/18)

Luis Aquino, Charlie Beamon, Brian Bohanon, Steve Cummings, Scott Diamond, Huck Flener, Roy Halladay, LaTroy Hawkins, Edwin Hurtado, Don Kirkwood, Jack Kucek, Aaron Laffey, Daniel Norris, Emilio Rogers, Jackson Todd, Dave Winfield

33

Doyle Alexander, Sal Butera, Jose Canseco, J.A. Happ, Chad Hermansen, Edwin Jackson, Jeremy Jeffress, Joey Johnson, Darin Mastroianni, Dale Murray, Jorge Orta, Neil Ramirez, Trevor Richards, Josh Roenick, Scott Rolan, Alex Sanchez, Ed Sprague, Jeff Tam, Dillon Tate, Carlos Villanueva, David Wells, Mike Willis

34

Jim Acker, Kevin Batiste, Pedro Borbon, A.J. Burnett, Joel Carreno, Tyler Chatwood, Stan Clarke, Ted Cox, Darwin Cubillan, Kevin Gausman, Tom Koehler, Jesse Jefferson, Justin Miller, Ramon Ortiz, Mark Rzepczynski, Steve Senteney, Matt Shoemaker, Dave Stewart

35

Bud Black, Denis Boucher, Bryan Clark, Dick Davis, Sam Dyson, Jeff Francis, Chad Gaudin, Dave Geisel, Edgar Gonzalez, Brandon League, Rommie Lewis, Sandy Martinez, Jeff Musselman, Phil Niekro, Sean Nolin, Lyle Overbay, David Phelps, Brock Stewart, Frank Thomas, Corey Thurman, Rick Tricek, Brad Wilkerson, Gary Woods, Ryan Yarbrough, T.J. Zeuch

36

Clayton Andrews, Jeff Beliveau, Pedro Borbon, Clay Buchholz, Bryan Bullington, Bill Caudill, Tyler Clippard, A.J. Cole, Don Cooper, Francisco Del Rosario, Scott Eyre, Bob Fife, Jerry Garvin, Darren Hall, Drew Hutchison, Marty Janzen, Kevin Mench, Carlos Ramirez, Davis Schneider, Jamie Vermilyea, David Wells

37

Henderson Alvarez, Steward Berroa, Brian Bowles, Frank Castillo, Tim Crabtree, Scott Downs, Chad Green, Jason Grilli, Teoscar Hernandez, Reed Johnson, Aaron Laffey, Graeme Lloyd, Jimmy Paredes, Jo-Jo Reyes, Randy St. Claire, Dave Stieb, Mickey Storey, Ted Wilborn

38

Gary Allenson, Jeremy Beasley, Socrates Brito, DeWayne Buice, Giovanni Carrara, Pasqual Coco, Taylor Cole, Mark Eichhorn, Nino Espinosa, Huck Flener, Pedro Garcia, Jim Gott, Mark Guthrie, Rick Luecken, Nathan Lukes, Norberto Martin, Brad Mills, Balor Moore, Darren Oliver, Carlos Ramirez, Robbie Ray, Aaron Small, Joe Smith, Darnell Sweeney, John Wasdin

39

Jesse Carlson, David Carpenter, Drew Carpenter, Gustavo Chacin, Doug Creek, Gavin Floyd, Chris Getz, Don Gordon, Eric Gunderson, Erik Hanson, Liam Hendriks, Pedro Hernandez, Kevin Kiermaier, Paul Kilgus, Adam Loewen, Dave McKay, Miguel Montero, Dave Parker, Steve Parris, Jake Petricka, Rob Refsnyder, Nerio Rodriguez

40

Carlos Almanzar, Doug Bair, Chris Bassitt, Kevin Beirne, Scott Cassidy, Joe Coleman, David Cooper, Matt DeWitt, Rob Ducey, Mark Lemongello, Eric Ludwick, Mickey Mahler, Dustin McGowan, Lance Painter, Paul Spoljaric, Mike Timlin, Jackson Todd, P.J. Walters, Mark Whiten, Brian Wolfe

41

Jordan De Jong, Rafael Dolis, Pat Hentgen, Aaron Sanchez, Pete Walker

42

Xavier Hernandez, Paul Mirabella

43

Bryan Baker, Anthony Banda, Kevin Barker, Miguel Batista, Ryan Burr, Jesse Carlson, Joe Carter, Scott Cassidy, Tom Davey, R.A. Dickey, Carl Edwards Jr., Sam Gaviglio, Anthony Gose, Mark Hendrickson, John Hudek, Trevor Miller, Raul Mondesi, Mike Ohlman, Greg Wells

44

Scott Brow, Jeff Burroughs, Tom Buskey, Jose Canseco, Vinny Capra, Danny Darwin, Bowden Francis, Mike Hauschild, T.J. House, Casey Janssen, Cliff Johnson, Jerry Johnson, Billy Koch, Aquilino Lopez, Connor Overton, Luke Prokepec, Kenny Robinson, Rowdy Tellez, Pat Venditte, Frank Wells

45

John Bale, Mark Bombardier, Kelvin Escobar, Steve Grilli, Shawn Hill, Tony Johnson, Francisco Liriano, Bob MacDonald, Tom Murphy, Tommy Nance, Jose Nunez, Thomas Pannone, Dalton Pompey, Chris Rowley, Jose Silva, Travis Snider, Paul Spoljaric, Drew Storen, Neil Wagner, Mitch White, Matt Williams

46

Brett Anderson, Dustin Antolin, Mike Barlow, Matt Boyd, Evan Crawford, Ken Dayley, Oliver Drake, Scott Feldman, Luis Figueroa, Mike Flanagan, Tom Gilles, Zack Godley, Daniel Hudson, Joe Kennedy, Jason Kershner, Gary Lavelle, Kerry Lichtenberg, Steve Luebber, Joey McLaughlin, Dyer Miller, Julio Mosquera, Wes Parsons, Mike Romano, Steve Sinclair, Glenn Sparkman, Eric Thames, Steve Trachsel, Dave Wallace

47

Doyle Alexander, Addison Barger, Victor Cruz, Brandon Crompton, Kelvin Escobar, Junior Felix, Juan Francisco, Mauro Gozzo, Phil Huffman, Anthony Kay, Corey Koskie, Miguel Montero, Jack Morris, Luis Perez, Jason Phillips, Jimmy Rogers, Chris Rowley, Bo Schultz, Matt Stark, Merkin Valdez

48

Jason Adam, Armando Benitez, John Candelaria, Jesse Carlson, Phil Coke, Francisco Cordero, Doug Davis, Mark Eichhorn, Kevin Frederick, Javy Guerra, J.A. Happ, Willie Horton, Ricardo Jordan, Junior Lake, Luis Leal, Deck McGuire, Brian Moran, Paul Quantrill, Scott Richmond, Bill Singer, Ross Stripling, Ty Taubenheim, Nick Tepesch, Matt Whiteside

49

Jeremy Accardo, Luis Andujar, John Bale, Mike Bolsinger, Dave Bush, Tom Candiotti, Tony Castillo, Jonathan Davis, Matt DeWitt, Danny Farquhar, Tom Filer, Preston Guilmet, Felix Heredia, Paul Hodgson, Colt Hynes, Leo Jimenez, Randy Knorr, Brad Lincoln, David Pauley



50

Riley Adams, Chris Carpenter, Vinnie Chulk, Brian Cooper, Danny Cox, Steve Delabar, Matt Dermody, Leo Estrella, Jose Fernandez, Frank Francisco, Joey Hamilton, Tom Henke, Dane Johnson, Rommie Lewis, Joey McLaughlin, Davis Romero, Justin Shafer, Curtis Thigpen, Ben Van Ryn, Erik Swanson, Andrew Vasquez

51

Nick Allgeyer, Terry Adams, Pedro Borbon, Miguel Castro, Nino Espinosa, Dave Geisel, Ken Giles, Gary Glover, Ryan Glynn, Bobby Korecky, Dominic Leone, Jesse Litsch, David Maurer, Trever Miller, Paul Mirabella, Thad Weber

52

Anthony Bass, Juan Berenguer, Paolo Espino, John Frascatore, Justin Germano, Roy Halladay, Brad Hand, Greg Myers, Nick Robertson, Kenny Robinson, B.J. Ryan, Tayler Saucedo, Ryan Tepera, Jeff Ware

53

Joaquin Benoit, Melky Cabrera, Leo Estrella, Dennis Lamp, Sandy Martinez, Michael Nakamura, Scott Service, Steve Sinclair, Chris Smith, Mike Smith, David Weathers

54

Dave Bush, Pasqual Coco, Omar Daal, Junior Felix, Jason Frasor, Jeff Hearn, Toby Hernandez, Randy Knorr, Brendon Little, Roberto Osuna, Joel Payamps, Dan Reichert, Sean Reid-Foley, Sergio Romo, Tayler Saucedo, Marcus Stroman, Jayson Werth, Woody Williams

55

Glenn Adams, John Cerutti, Brad Glenn, Tyler Heineman, Josh Johnson, Russell Martin, Paul Menhart, Gabriel Moreno, Bill Riskey, Dewayne Wise

56

Ryan Borucki, Mark Buehrle, Robert Coello, Andy Dominique, Shawn Green, J.P. Howell, Ryota Igarashi, Brian McCrae, Franklin Morales, Zach Pop, Luis Santos, Zach Stewart, Brian Tallet

57

Juan Acevedo, Shawn Camp, Jordan De Jong, Felix Doubront, Jaime Garcia, Chad Gironi, Juan Guzman, Lucas Harrell, Mat Latos, Mark Lowe, Juan Perez, Scott Richmond, Trent Thornton, Scott Wiggins

58

Josh Banks, Chad Beck, Brad Cornett, Dirk Hayhurst, Wilfredo Ledezma, Tim Mayza, Todd Redmond, Yerry Rodriguez, Shannon Withem

59

Jeremy Beasley, Jesse Carlson, Rhiner Cruz, Mark Dalesandro, Carlos Diaz, Yennsy Diaz, Bowden Francis, Casey Lawrence, Brad Mills, Adam Peterson, Rob Rasmussen, Zac Rosscup, Curtis Thigpen, Randy Wells

60

Brian Bohanon, Leonel Campos, Max Castillo, Brandon Eisert, Ryan Feierabend, Foster Griffin, Jon Rauch, Robert Ray, Scott Schoeneweis, Kirby Sneed, Ty Tice

61

Gift Ngoepe

62

Lee Gronkiewicz, Casey Lawrence, Mark Leiter Jr., Aaron Loup, Easton Lucas, Bill Murphy, Jacob Waguespack

63

Anthony Castro, Wilmer Font, Luis Frias, Kevin Gregg

64

Shaun Anderson, Travis Bergen, Jon Berti, Chad Jenkins, Derek Law, Hector Perez, Murphy Smith, Cesar Valdez

65

Hagen Danner, Taylor Guerrieri, Elvis Luciano

66

Jimmy Cordero, Juan Guzman, Munenori Kawasaki, Nick Kingham, Patrick Murphy, Justin Shafer, Kevin Smith

67

Andrew Albers, Buddy Boshers, Jonathan Davis, Julian Merryweather, Chien-Ming Wang

68

Yan Gomes, Arnold Leon, Jordan Romano, Rowdy Tellez

69

Tommy Milone, Peter Munro

70

Domingo Cedenio, Anthony Kay, Reese McGuire

71

Luis Santos, T.J. Zeuch

72

Otto Lopez, Beau Taylor

73

Ryan Dull

74

Jose Cuas, Breyvic Valera

77

John Axford, Josh Palacios

79

Travis Bergen

85

Alejandro Kirk

88

Rene Gonzales

90

Adam Cimler

91

Matt Gage

92

Génesis Cabrera

93

Yimi Garcia

99

Hyun Jin Ryu



PLAYER TRANSACTIONS

BLUE JAYS TRADES

DATE	CLUB	OBTAINED	FOR
PAT GILICK			
11-5-76	Cleveland	Alan Ashby, c	Al Fitzmorris, rhp
12-6-76	Cleveland	Doug Howard, 1b-of Rick Cerone, c John Lowenstein, of	Rico Carty, 1b-of
02-17-77	San Diego	Jerry Johnson, rhp	Dave Roberts, c-if
02-24-77	Oakland	Ron Fairly, 1b-of	Mike Weathers, if
03-29-77	Cleveland	Hector Torres, if	John Lowenstein, of
05-9-77	Texas	Roy Howell, if	Steve Hargan, rhp Jim Mason, if
12-6-77	St. Louis	Tom Underwood, lhp Victor Cruz, rhp	Peter Vuckovich, rhp John Scott, of
12-8-77	California	Pat Kelly, c Butch Alberts, 1b-of	Ron Fairly, 1b-of
03-3-78	St. Louis	Rick Bosetti, of	Tom Bruno, rhp
03-3-78	Cleveland	Rico Carty, dh	Dennis DeBarr, lhp
04-28-78	Milwaukee	Tim Johnson, if	Tim Nordbrook, inf
08-15-78	Oakland	Willie Horton, dh Phil Huffman, rhp	Rico Carty, dh
09-12-78	San Diego	Mark Wiley, rhp	Andrew Dyes, of
11-27-78	Houston	Mark Lemongello, rhp Joe Cannon, of Pedro Hernandez, if	Alan Ashby, c
12-5-78	Houston	Don Pisker, of	Gary Woods, of
12-6-78	Cleveland	Alfredo Griffin, if Phil Lansford, 3b	Victor Cruz, rhp
11-1-79	New York (AL)	Chris Chambliss, 1b Paul Mirabella, lhp Damaso Garcia, if	Tom Underwood, lhp Rick Cerone, c Ted Wilborn, of
12-5-79	Atlanta	Barry Bonnell, of Joey McLaughlin, rhp Pat Rockett, inf	Chris Chambliss, 1b Luis Gomez, ss
12-12-80	New York (NL)	Roy Lee Jackson, rhp	Bob Bailor, if-of
04-6-81	New York (NL)	Mark Bombback, rhp	Charlie Puleo, rhp
05-11-81	Milwaukee	Buck Martinez, c	Gil Kubski, of
06-10-81	Oakland	Future considerations	Rick Bosetti, of
11-18-81	New York (AL)	Aurelio Rodriguez, if	Mike Lebo, c
12-28-81	Minnesota	Hosken Powell, of	Greg Wells, 1b
12-28-81	Chicago (NL)	Dave Geisel, lhp	Paul Mirabella, lhp
03-25-82	Kansas City	Rance Mulliniks, if	Phil Huffman, rhp
04-2-82	Chicago (AL)	Wayne Nordhagen, of-dh	Aurelio Rodriguez, 3b
05-5-82	New York (AL)	Dave Revering, 1b-dh Jeff Reynolds, 3b	John Mayberry, 1b
06-15-82	Philadelphia	Dick Davis, of	Wayne Nordhagen, of (to Pittsburgh)
10-27-82	New York (AL)	Tucker Ashford, 3b	'conditional'
11-5-82	Oakland	Cliff Johnson, dh	Al Woods, of
12-9-82	New York (AL)	Dave Collins, of Mike Morgan, rhp Fred McGriff, 1b	Dale Murray, rhp Tom Dodd, of-c
02-4-83	Kansas City	Cecil Fielder, 1b	Leon Roberts, of
02-4-83	New York (NL)	Jorge Orta, dh-of	Steve Senteney, rhp
12-9-83	Seattle	Bryan Clark, lhp	Barry Bonnell, of
12-19-83	Kansas City	Willie Aikens, if-dh	Jorge Orta, dh-of
12-8-84	Oakland	Bill Caudill, rhp	Dave Collins, of Alfredo Griffin, ss
01-26-85	San Francisco	Gary Lavelle, lhp	Jim Gott, rhp Jack McKnight, rhp
04-1-85	Philadelphia	Len Matuszek, 1b-dh	Augie Schmidt, if Dave Shipanoff, rhp
07-9-85	Los Angeles	Al Oliver, dh	Jose Escobar, if
08-29-85	Texas	Cliff Johnson, dh	Ken Kinnard, of Len Matuszek, 1b-dh
07-5-86	Atlanta	Duane Ward, rhp	Matt Williams, rhp
07-6-86	Atlanta	Joe Johnson, rhp	Greg Ferlanda, rhp
02-2-87	Atlanta	Craig McMurtry, rhp	Jeff Mays, rhp Doyle Alexander, rhp
			Jim Acker, rhp Damaso Garcia, if Luis Leal, rhp

BIOGRAPHIES

LAST SEASON

HISTORY

RECORDS

OPPONENTS

PLAYER DEV.

MEDIA & MISC.



DATE	CLUB	OBTAINED	FOR
07-14-87 08-31-87	Kansas City Baltimore	Juan Beniquez, of-dh Mike Flanagan, lhp	Luis Aquino, rhp Oswald Peraza, rhp Jose Mesa, rhp Jesse Barfield, of Jeff Musselman, lhp Mike Brady, rhp Tony Castillo, lhp Francisco Cabrera, c Ernie Whitt, c Kevin Batiste, of Nelson Liriano, if Pedro Munoz, of Mauro Gozzo, rhp Alex Sanchez, rhp Steve Cummings, rhp Earl Sanders, rhp Junior Felix, of Luis Sojo, if Ken Rivers, c Tony Fernandez, ss Fred McGriff, 1b Rob Blumberg, lhp Glenallen Hill, of Mark Whiten, of Denis Boucher, lhp Shawn Jeter, of Steve Wapnick, rhp Rob Wisniewski, rhp William Suero, 2b Rob Ducey, of Greg Myers, C Jeff Kent, if Ryan Thompson, of Kelly Gruber, 3b Derek Bell, of Stoney Briggs, of Darrin Jackson, of Steve Karsay, rhp Jose Herrera, of Domingo Martinez, if
04-30-89 07-31-89	New York (AL) New York (NL)	Al Leiter, lhp Mookie Wilson, of	
08-24-89	Atlanta	Jim Acker, rhp	
12-17-89	Atlanta	Ricky Tricek, rhp	
07-27-90	Minnesota	John Candelaria, lhp	
09-17-90	Cleveland	Bud Black, lhp	
11-6-90 12-2-90	Atlanta California	Nate Cromwell, lhp Devon White, of Willie Fraser, rhp Marcus Moore, rhp Joe Carter, of Roberto Alomar, if Rene Gonzales, if	
12-5-90	San Diego	Tom Candiotti, rhp Turner Ward, of	
01-15-91 06-27-91	Baltimore Cleveland		
07-14-91	Chicago (AL)	Cory Snyder, of	
08-9-91	Milwaukee	Candy Maldonado, of	
07-30-92	California	Mark Eichhorn, rhp	
08-28-92	New York (NL)	David Cone, rhp	
12-8-92 03-30-93	California San Diego	Luis Sojo, if Darrin Jackson, of	
06-11-93 07-31-93	New York (NL) Oakland	Tony Fernandez, ss Rickey Henderson, of	
03-29-94	Chicago (AL)	Mike Huff, of	
GORD ASH			
11-18-94 12-5-94 04-6-95	Florida Philadelphia Kansas City	Scott Pace, lhp Monetary compensation David Cone, rhp	Eddie Zosky, if Rob Butler, of David Sinnes, rhp Anthony Medrano, if Chris Stynes, if David Cone, rhp
07-28-95	New York (AL)	Marty Janzen, rhp Jason Jarvis, rhp Mike Gordon, rhp Player to be named later	
08-31-95 12-7-95	Texas Philadelphia	Paul Quantrill, rhp	
12-18-95	Seattle	Bill Risley, rhp Miguel Cairo, if Jacob Brumfield, of Luis Andujar, rhp Allen Halley, rhp Carlos Garcia, if Orlando Merced, of Dan Plesac, lhp	
05-15-96 08-22-96	Pittsburgh Chicago (AL)		
11-14-96	Pittsburgh		
11-20-96 11-20-96 12-11-96 12-20-96 03-17-97	Texas Chicago (NL) Detroit New York (NL) Texas	Player to be named later Jason Stevenson, rhp Anton French, of Robert Person, rhp Lonell Roberts, of	Candy Maldonado, of Howard Battle, if Ricardo Jordan, lhp Paul Menhart, rhp Edwin Hurtado, rhp D.J.Boston, 1b Domingo Cedenio, if Tony Castillo, lhp Jose Silva, rhp Jose Pett, rhp Mike Halperin, lhp Abraham Nunez, if Craig Wilson, c Brandon Cromer, if Lonell Roberts, of Miguel Cairo, if Roberto Duran, lhp John Olerud, 1b Player to be named from 11-20-96 trade Mike Timlin, rhp Paul Spoljaric, lhp Otis Nixon, of Tim Crabtree, rhp Mike Stanley, dh
07-31-97	Seattle	Jose Cruz Jr., of	
08-12-97 03-14-98 07-30-98	Los Angeles Texas Boston	Bobby Cripps, c Kevin Brown, c Peter Munro, rhp Jay Yennaco, rhp	
07-31-98	Baltimore	Nerio Rodriguez, rhp Shannon Carter, of	Juan Guzman, rhp

DATE	CLUB	OBTAINED	FOR
07-31-98	New York (NL)	Leo Estrella, rhp	Tony Phillips, of
08-6-98	San Diego	Brian Loyd, c	Randy Myers, lhp
12-13-98	San Diego	Joey Hamilton, rhp	Woody Williams, rhp
			Carlos Almanzar, rhp
			Peter Tucci, of
12-14-98	Detroit	Eric Ludwick, rhp	Beiker Graterol, rhp
02-18-99	New York (AL)	Homer Bush, if	Roger Clemens, rhp
		Graeme Lloyd, lhp	
		David Wells, lhp	
03-30-99	Anaheim	Dave Hollins, if	Tomas Perez, if
05-05-99	Philadelphia	Paul Spoljaric, lhp	Robert Person, rhp
06-12-99	Arizona	Tony Batista, if	Dan Plesac, lhp
		John Frascatore, rhp	
07-28-99	Seattle	David Segui, if	Tom Davey, rhp
			Steve Sinclair, lhp
08-09-99	Colorado	Brian McRae, of	Player to be named later
			(Pat Lynch, rhp, 08-25-99)
11-08-99	Los Angeles	Pedro Borbon, lhp	Shawn Green, of
		Raul Mondesi, of	Jorge Nunez, if
11-11-99	St. Louis	Alberto Castillo, c	Pat Hentgen, rhp
		Matt Dewitt, rhp	Paul Spoljaric, lhp
		Lance Painter, lhp	
03-16-00	Montreal/Texas	Brad Fullmer, if	David Segui, if (Texas)
03-22-00	New York (NL)	Jersen Perez, if	Lee Stevens, if (Montreal)
07-19-00	Texas	Esteban Loaiza, rhp	Jim Mann, rhp
			Mike Young, if
07-26-00	Philadelphia	Rob Ducey, of	Darwin Cubillan, rhp
			Player to be named later
07-31-00	Tampa Bay	Steve Trachsel, rhp	(John Sneed, rhp, 07-31-00)
		Mark Guthrie, lhp	Brent Abernathy, if
08-04-00	Texas	Dave Martinez, of	Player to be named later
			(Pete Munro, rhp, 08-08-00)
08-06-00	Philadelphia	Mickey Morandini, if	Player to be named later
			(Rob Ducey, of, 08-07-00)
11-07-00	Chicago (AL)	Scott Eyre, lhp	Gary Glover, rhp
11-22-00	Cincinnati	Steve Parris, rhp	Clayton Andrews, lhp
			Leo Estrella, rhp
12-11-00	Baltimore	Jayson Werth, c	John Bale, lhp
12-11-00	Chicago (NL)	Cole Liniak, if	Player to be named later
01-14-01	Chicago (AL)	Mike Sirotka, lhp	David Wells, lhp
		Kevin Beirne, rhp	Matt DeWitt, rhp
		Mike Williams, rhp	
		Brian Simmons, of	
01-16-01	Florida	Player to be named later	Chad Mottola, of
		(Cash considerations)	
03-22-01	Chicago (AL)	Matt DeWitt, rhp	Mike Williams, rhp
J.P. RICCIARDI			
12-07-01	Oakland	Eric Hinske, if	Billy Koch, rhp
		Justin Miller, rhp	
12-10-01	Chicago (NL)	Felix Heredia, lhp	Alex Gonzalez, if
		Player to be named later	
		(James Deschaine, if, 12-13-01)	
12-13-01	Los Angeles	Luke Prokopec, rhp	Cesar Izturis, if
		Chad Ricketts, rhp	Paul Quantrill, rhp
01-02-02	Oakland	Tom Wilson, c	Mike Kremblas, c
01-17-02	Anaheim	Brian Cooper, rhp	Brad Fullmer, if
05-15-02	Houston	Player to be named later	Pedro Borbon, lhp
		(cash considerations)	
05-26-02	Philadelphia	Cliff Politte, rhp	Dan Plesac, lhp
07-01-02	New York (AL)	Scott Wiggins, lhp	Raul Mondesi, of
11-16-02	Oakland	Cory Lidle, rhp	Mike Rouse, if
			Chris Mowday, rhp
12-15-02	Oakland/Arizona/Cincinnati	Player to be named later	Felipe Lopez, if
		(Jason Arnold, rhp, 12-16-02)	
01-07-03	Oakland	John-Ford Griffin, of	Player to be named later
07-16-03	Minnesota	Bobby Kielty, OF	Shannon Stewart, OF
			Player to be named later
			(David Gassner, lhp, 12-17-03)
11-18-03	Oakland	Ted Lilly, lhp	Bobby Kielty, of
			Player to be named later
12-14-03	Colorado/Tampa Bay	Justin Speier, rhp	Mark Hendrickson, lhp (Tampa Bay)
			Player to be named later (Colorado)
			(Sandy Nin, rhp, 12-15-03)
			Joe Kennedy, lhp (Colorado)



DATE	CLUB	OBTAINED	FOR
03-29-04	Los Angeles	Jason Frasor, rhp	Jayson Werth, of
05-12-04	Oakland	Frank Menechino, if	Future considerations
07-24-04	Boston	John Hattig, if	Terry Adams, rhp
08-06-04	Cleveland	Eric Crozier, if	Josh Phelps, if
12-02-04	Cleveland	John McDonald, if	Thomas Mastny, rhp
12-12-04	Tampa Bay	Chad Gaudin, rhp	Kevin Cash, c
01-12-05	Arizona	Shea Hillenbrand, if	Adam Peterson, rhp
07-22-05	Detroit	Player to be named later (cash considerations)	John McDonald, if
11-10-05	Detroit	John McDonald, if	Cash considerations
12-05-05	Oakland	Player to be named later (Dustin Majewski, of)	Chad Gaudin, rhp
12-07-05	Milwaukee	Lyle Overbay, if Player to be named later (Ty Taubenheim, rhp)	Dave Bush, rhp Gabe Gross, of Player to be named later (Zach Jackson, lhp) Orlando Hudson, 2B Miguel Batista, rhp Corey Koskie, if Bubbie Buzachero, rhp Shea Hillenbrand, if Vinnie Chulk, rhp Scott Schoeneweis, lhp
12-27-05	Arizona	Troy Glaus, if Sergio Santos, if	
01-06-06	Milwaukee	Brian Wolfe, rhp	
01-17-06	Cleveland	Brian Tallet, rhp	
07-22-06	San Francisco	Jeremy Accardo, rhp	
08-16-06	Cincinnati	Player to be named later (Trevor Lawhorn, if)	
08-17-06	Boston	Player to be named later	Eric Hinske, if-of
11-18-07	Oakland	Marco Scutaro, if	Graham Godfrey, if Kristian Bell, rhp Player to be named later (Justin James, rhp)
12-05-07	Cincinnati	Buck Coats, of	Troy Glaus, if Cash considerations Cash considerations Player to be named later (Robinson Diaz, c) Matt Stairs, of
01-14-08	St. Louis	Scott Rolen, if	
05-09-08	Texas	Kevin Mench, of	
06-05-09	Oakland	Kevin Millillo, if	
08-21-08	Pittsburgh	Jose Bautista, if	
08-30-08	Philadelphia	Player to be named later (Fabio Castro, lhp)	
08-31-08	Arizona	Chad Beck, rhp	David Eckstein, if
02-10-09	San Diego	Matt Bush, rhp	Player to be named later or cash considerations Curtis Thigpen, c Scott Rolen, if
03-27-09	Oakland	Player to be named later	
07-31-09	Cincinnati	Edwin Encarnacion, if Josh Roenicke, rhp Zach Stewart, rhp	

ALEX ANTHOPOULOS

12-16-09	Philadelphia	Kyle Drabek, rhp Michael Taylor, of Travis D'Amaud, c	Roy Halladay, rhp Cash considerations
12-16-09	Oakland	Brett Wallace, if	Michael Taylor, of
12-23-09	Seattle	Brandon Morrow, rhp	Brandon League, rhp Johermyn Chavez, of Cash considerations Cash considerations Cash considerations Cash considerations Dana Eveland, lhp Alex Gonzalez, if Tyler Pastornicky, if Tim Collins, lhp Brett Wallace, if Player to be named later or cash considerations Trystan Magnuson, rhp Daniel Farquhar, rhp Cash considerations Shaun Marcum, rhp Vernon Wells, of
01-9-10	Cleveland	Zach Jackson, lhp	
01-20-10	San Francisco	Merkin Valdez, rhp	
02-06-10	Oakland	Dana Eveland, lhp	
04-15-10	San Francisco	Fred Lewis, of	
06-01-10	Pittsburgh	Ronald Uviedo, rhp	
07-14-10	Atlanta	Yunel Escobar, if Jo-Jo Reyes, lhp	
07-29-10	Houston	Anthony Gose, of	
11-04-10	Colorado	Miguel Olivo, c	
11-17-10	Oakland	Rajai Davis, of	
12-03-10	Milwaukee	Carlos Villanueva, rhp	
12-06-10	Milwaukee	Brett Lawrie, if	
01-21-11	Los Angeles (AL)	Mike Napoli, c Juan Rivera, of Frank Francisco, rhp Jayson Nix, if Daniel Farquhar, rhp Cash considerations Edwin Jackson, rhp Mark Teahen, if/of Colby Rasmus, of Brian Tallet, lhp Trever Miller, lhp P.J. Walter, rhp	Mike Napoli, c Cash considerations David Purcey, lhp Juan Rivera, of Jason Frasor, rhp Zach Stewart, rhp Edwin Jackson, rhp Octavio Dotel, rhp Marc Rzepczynski, lhp Corey Patterson, of



DATE	CLUB	OBTAINED	FOR
08-23-11	Arizona	Kelly Johnson, if	Aaron Hill, if
11-04-11	Oakland	Trystan Magnuson, rhp	John McDonald, if
11-26-11	Cleveland	Luis Valbuena, if	cash considerations
12-03-11	Los Angeles (AL)	Jeff Mathis, c	cash considerations
12-06-11	Chicago (AL)	Sergio Santos, rhp	Brad Mills, lhp
12-12-11	Philadelphia	Ben Francisco, of	Nestor Molina, rhp
01-01-12	Chicago (AL)	Jason Frasor, rhp	Frank Galey, lhp
			Daniel Webb, rhp
			Myles Jaye, rhp
07-20-12	Houston	J.A. Happ, lhp	Francisco Cordero, rhp
		Brandon Lyon, rhp	Ben Francisco, of
		David Carpenter, rhp	Carlos Perez, c
			Asher Wojciechowski, rhp
			David Rollins, lhp
			Joe Musgrove, rhp
			player to be named later
			(Kevin Comer, rhp)
07-30-12	Pittsburgh	Brad Lincoln, rhp	Travis Snider, of
07-30-12	Seattle	Steve Delabar, rhp	Eric Thames, of
08-24-12	Oakland	cash considerations	Jesse Chavez, rhp
09-21-12	Milwaukee	cash considerations	Yorvit Torrealba, c
10-21-12	Boston	Mike Aviles, if	David Carpenter, rhp
11-03-12	Cleveland	Esmil Rogers, rhp	Mike Aviles, if
			Yan Gomes, c
11-08-12	Kansas City	Jeremy Jeffress, rhp	cash considerations
11-19-12	Miami	Josh Johnson, rhp	Yunel Escobar, if
		Mark Buehrle, lhp	Jeff Mathis, c
		Jose Reyes, if	Adeiny Hechavarria, if
		Emilio Bonifacio, if/of	Henderson Alvarez, rhp
		John Buck, c	Jake Marisnick, of
			Justin Nicolino, lhp
			Anthony Desclafani, rhp
12-17-12	New York (NL)	R.A. Dickey, rhp	Noah Syndergaard, rhp
		Josh Thole, c	Travis d'Arnaud, c
		Mike Nicketas, c	John Buck, c
			Wuillmer Becerra, of
02-23-13	Philadelphia	Michael Schwimer, rhp	Art Charles, if
04-01-13	Chicago (AL)	cash considerations	Lars Anderson, if
04-22-13	Chicago (AL)	cash considerations	Casper Wells, of
08-14-13	Kansas City	player to be named later	Emilio Bonifacio, if
		or cash considerations	
12-03-13	Philadelphia	Rob Rasmussen, lhp	Brad Lincoln, rhp
		Erik Kratz, c	
12-12-13	Los Angeles (AL)	International cap space	Brian Moran, lhp
07-25-14	Oakland	cash considerations	Deck McGuire, rhp
07-28-14	Kansas City	Danny Valencia, if	Erik Kratz, c
			Liam Hendriks, rhp
08-31-14	Philadelphia	John Mayberry Jr., if/of	Gustavo Pierre, if
10-30-14	Kansas City	Liam Hendriks, rhp	Santiago Nessesy, c
11-01-14	Milwaukee	Marco Estrada, rhp	Adam Lind, if
11-12-14	Detroit	Devon Travis, if	Anthony Gose, of
11-28-14	Oakland	Josh Donaldson, if	Brett Lawrie, if
			Sean Nolin, lhp
			Kendall Graveman, rhp
			Franklin Barreto, if
12-03-14	Seattle	Michael Saunders, of	J.A. Happ, lhp
02-04-15	Colorado	Jayson Aquino, lhp	Tyler Ybarra, lhp
05-03-15	Los Angeles (NL)	cash considerations	Andy Wilkens, if
05-04-15	Los Angeles (NL)	cash considerations	Matt West, rhp
05-10-15	Pittsburgh	cash considerations	Jayson Aquino, lhp
05-15-15	Houston	Ronald Torreyes, if	cash or player to be named later
06-12-15	Los Angeles (NL)	cash considerations	Ronald Torreyes, if
07-28-15	Colorado	Troy Tulowitzki, if	Jose Reyes, if
		LaTroy Hawkins, rhp	Miguel Castro, rhp
			Jeff Hoffman, rhp
			Jesus Tinoco, rhp
07-30-15	Detroit	David Price, lhp	Daniel Norris, lhp
			Matt Boyd, lhp
07-31-15	Oakland	cash considerations	Jairo Labourt, lhp
07-31-15	Seattle	Mark Lowe, rhp	Felix Doubront, lhp
			Nick Wells, lhp
			Rob Rasmussen, lhp
07-31-15	Philadelphia	Ben Revere, of	Jacob Brentz, lhp
			Alberto Tirado, rhp
			Jimmy Cordero, rhp
08-08-15	Arizona	Cliff Pennington, if	Dawel Lugo, if
09-13-15	Los Angeles (NL)	Darwin Barney, if	player to be named later
			(Jack Murphy, c)



DATE	CLUB	OBTAINED	FOR
TONY LACAVAL			
11-20-15	Oakland	Jesse Chavez, rhp	Liam Hendriks, rhp
ROSS ATKINS			
01-05-16	Oakland	Arnold Leon, rhp	cash or player to be named later
01-08-16	Washington	Drew Storen, rhp	Ben Revere, of
02-02-16	New York (NL)	Darrell Ceciliani, of	cash considerations
05-31-16	Atlanta	Jason Grilli, rhp	Sean Ratcliffe, rhp
06-01-16	Philadelphia	cash considerations	
07-26-16	San Diego	cash or player to be named later	Jimmy Paredes, if
		Melvin Upton, of	Hansel Rodriguez, rhp
07-26-16	Seattle	cash considerations	
08-01-16	Pittsburgh	Joaquin Benoit, rhp	Drew Storen, rhp
		Francisco Liriano, lhp	Drew Hutchison, rhp
		Reese McGuire, c	
		Harold Ramirez, of	
08-01-16	Houston	Scott Feldman, rhp	Gaudalope Chavez, rhp
08-01-16	Los Angeles (NL)	Mike Bolsinger, rhp	Jesse Chavez, rhp
			cash considerations
08-26-16	Chicago (AL)	Dioner Navarro, c	Colton Turner, lhp
10-05-16	Pittsburgh	cash considerations	Brady Draggire, rhp
04-18-17	Los Angeles (AL)	future considerations	Juan Graterol, c
04-22-17	Philadelphia	cash considerations	Ty Kelly, if
05-06-17	Texas	Patrick Cantwell, c	cash considerations
07-02-17	St. Louis	future considerations	Lane Thomas, of
07-02-17	Texas	Eduard Pinto, of	Jason Grilli, rhp
			cash considerations
07-03-17	Chicago (NL)	Miguel Montero, c	player to be named later
07-05-17	New York (AL)	future considerations	Jonathan Diaz, if
07-23-17	New York (AL)	Rob Refsnyder, if	Ryan McBroom, if
07-24-17	Minnesota	Nick Tepesch, rhp	cash considerations
07-31-17	Houston	Norichika Aoki, of	Francisco Liriano, lhp
		Teoscar Hernandez, of	
07-31-17	Cleveland	Thomas Pannone, lhp	Joe Smith, rhp
		Samad Taylor, if	
08-19-17	Miami	Tom Koehler, rhp and cash	Osman Gutierrez, rhp
12-01-17	St. Louis	Aledmys Diaz, if	J.B. Woodman, of
01-06-18	San Diego	Yangervis Solarte, if	Jared Carkuff, rhp
			Edward Olivares, of
01-19-18	St. Louis	Randal Grichuk, of	Conner Greene, rhp
			Dominic Leone, rhp
03-21-18	Kansas City	Sam Gaviglio, rhp	player to be named later
04-21-18	Cleveland	cash considerations	Jon Berti, if
05-09-18	Cleveland	Gio Urshela, if	player to be named later
			(Jon Berti, if)
06-28-18	Boston	Santiago Espinal, if	Steve Pearce, if/of
			cash considerations
07-26-18	New York (AL)	Brandon Drury, if	J.A. Happ, lhp
		Billy McKinney, of	
07-26-18	Colorado	Chad Spanberger, if	Seunghwan Oh, rhp
		Forrest Wall, if	
07-30-18	Houston	Ken Giles, rhp	Roberto Osuna, rhp
		David Paulino, rhp	
		Hector Perez, rhp	
07-31-18	Philadelphia	Jacob Waguespack, rhp	Aaron Loup, lhp
07-31-18	Los Angeles (NL)	Corey Copping, rhp	John Axford, rhp
08-04-18	New York (AL)	future considerations	Gio Urshela, if
08-09-18	Detroit	cash considerations	Nick Tepesch, rhp
08-14-18	Colorado	Bryan Baker, rhp	future considerations
08-31-18	Milwaukee	Demi Ormolye, of	Curtis Granderson, of
08-31-18	Cleveland	player to be named later	Josh Donaldson, if
		(Julian Merryweather, rhp)	
11-17-18	Houston	Trent Thornton, rhp	Aledmys Diaz, if
12-30-18	San Diego	Clayton Richard, lhp	Connor Panas, of
01-04-19	Tampa Bay	cash considerations	Oliver Drake, rhp
01-11-19	Los Angeles (NL)	Andrew Sopko, rhp	Russell Martin, c
		Ronny Brito, ss	cash considerations
03-08-19	Baltimore	future considerations	Dwight Smith Jr., of
03-17-19	Kansas City	Jason Adam, rhp	cash considerations
03-26-19	Cincinnati	Jordan Patterson, of	cash considerations
03-27-19	Oakland	Jesus Lopez, if	Kendrys Morales, if
		future considerations	cash considerations
04-02-19	San Francisco	Juan De Paula, rhp	Kevin Pillar, of
		Alen Hanson, if	
		Derek Law, rhp	
04-02-19	San Diego	Socrates Brito, of	Rodrigo Orozco, of
05-10-19	Pittsburgh	Patrick Kivlehan, of	cash considerations

DATE	CLUB	OBTAINED	FOR
05-11-19	Oakland	Edwin Jackson, rhp	cash considerations
06-13-19	Pittsburgh	Nick Kingham, rhp	cash considerations
07-17-19	New York (NL)	Wilmer Font, rhp	cash considerations
07-17-19	Baltimore	Yeltsin Gudino, if	cash considerations
07-28-19	Tampa Bay	two players to be named later (Edison Gonzalez, rhp) (Curtis Taylor, rhp)	Eric Sogard, if
07-28-19	New York (NL)	Anthony Kay, lhp Simeon Woods Richardson, rhp	Marcus Stroman, rhp
07-30-19	Chicago (NL)	Thomas Hatch, rhp	David Phelps, rhp
07-31-19	Houston	Derek Fisher, of	Joe Blagini, rhp Aaron Sanchez, rhp Cal Stevenson, of Daniel Hudson, rhp Chad Spanberger, if Justin Shafer, rhp cash considerations player to be named later (Alberto Rodriguez, of) Travis Bergen, lhp player to be named later (Griffin Conine, of) two players to be named later (Kendall Williams, rhp; Ryan Noda, of) international cap space Hector Perez, rhp
07-31-19	Washington	Kyle Johnston, rhp	Yennys Diaz, rhp
11-04-19	Milwaukee	Chase Anderson, rhp	Sean Reid-Foley, rhp
11-25-19	Cincinnati	cash considerations	Josh Winckowski, rhp
08-24-20	Seattle	Daniel Vogelbach, if	Derek Fisher, of
08-27-20	Seattle	Taijuan Walker, rhp	cash considerations
08-31-20	Arizona	Robbie Ray, lhp	cash considerations
08-31-20	Miami	Jonathan Villar, if	cash considerations
08-31-20	Los Angeles (NL)	Ross Stripling, rhp	Ty Tice, rhp Troy Miller, rhp Joe Panik, if Andrew McInnive, rhp
09-15-20	Cincinnati	Justin Miller, rhp	Rowdy Tellez, if
01-22-21	Cincinnati	player to be named later (Darlin Guzman, of)	Joel Payamps, rhp Riley Adams, c Austin Martin, if Simeon Woods Richardson, rhp two players to be named later (Yaifer Perdomo, lhp; J.J. D'Orazio, c) John Axford, rhp cash considerations cash considerations Gunnar Hoglund, rhp Zach Logue, lhp Kevin Smith, inf Kirby Sneed, lhp Randal Grichuk, of cash considerations Reese McGuire, c Anthony Castro, rhp Ryan Borucki, lhp Anthony Banda, lhp Jonatan Bernal, rhp Jordan Groshans, ss
01-27-21	New York (NL)	Steven Matz, lhp	cash considerations
02-15-21	Milwaukee	player to be named later (Paxton Schultz, rhp)	cash considerations
02-28-21	Arizona	Travis Bergen, lhp	cash considerations
03-31-21	Los Angeles (AL)	Juan Graterol, c	cash considerations
04-22-21	Arizona	Jeremy Beasley, rhp	cash considerations
06-04-21	Atlanta	cash considerations	cash considerations
06-19-21	New York (NL)	Jacob Barnes, rhp	cash considerations
06-29-21	Miami	Adam Cimber, rhp Corey Dickerson, of cash considerations	cash considerations
07-06-21	Milwaukee	Trevor Richards, rhp	cash considerations
07-21-21	Kansas City	Bowden Francis, rhp	cash considerations
07-29-21	Washington	Brad Hand, lhp	cash considerations
07-30-21	Minnesota	José Berrios, rhp	cash considerations
07-30-21	Arizona	Joakim Soria, rhp	cash considerations
08-02-21	Milwaukee	cash considerations	cash considerations
08-03-21	New York (AL)	Kellin Deglan, c	cash considerations
08-14-21	Cincinnati	Mallex Smith, of	cash considerations
03-16-22	Oakland	Matt Chapman, 3b	cash considerations
03-24-22	Colorado	Raimel Tapia, of Adrian Pinto, 2b Zack Collins, c Bradley Zimmer, of Tyler Keenan, 3b cash considerations Foster Griffin, lhp Anthony Bass, rhp Zach Pop, rhp player to be named later (Edward Duran, C)	cash considerations
04-03-22	Chicago (AL)	Mitch White, rhp	cash considerations
04-08-22	Cleveland	Alex De Jesus, 2b	cash considerations
06-05-22	Seattle	cash considerations	cash considerations
07-02-22	Pittsburgh	Whit Merrifield, util	cash considerations
07-16-22	Kansas City	Karl Ellison, c	cash considerations
08-02-22	Miami	Erik Swanson, rhp Adam Macko, lhp Daulton Varsho, of	cash considerations
08-02-22	Los Angeles (NL)	Zach Thompson, rhp	cash considerations
08-02-22	Pittsburgh		cash considerations
08-02-22	Kansas City		cash considerations
08-31-22	Philadelphia		cash considerations
11-16-22	Seattle		cash considerations
12-23-22	Arizona		cash considerations
01-10-23	Pittsburgh		cash considerations



03-25-23	Philadelphia	cash considerations	Nick Allgeyer, lhp
04-30-23	Pittsburgh	Tyler Heineman, c	Vinny Capra, ss
05-30-23	Atlanta	future considerations	Kelvin Perez, rhp
06-13-23	Chicago (AL)	cash considerations	Juan Gonzalez, c
07-21-23	St. Louis	Génesis Cabrera, lhp	Sammy Hernandez, c
07-26-23	Seattle	Mason McCoy, ss	Trent Thornton, rhp
07-30-23	St. Louis	Jordan Hicks, rhp	Adam Kloffenstein, rhp
08-01-23	St. Louis	Paul DeJong, ss	Sem Robberse, rhp
08-01-23	St. Louis	cash considerations	Matt Svanson, rhp
09-16-23	Philadelphia	Max McDowell, c	cash considerations
11-06-23	Chicago (NL)	Brendon Little, lhp	cash considerations
02-13-24	San Francisco	cash considerations	Otto Lopez, ss
03-20-24	Cincinnati	Chris McElvain, rhp	Santiago Espinal, 2b
03-31-24	Minnesota	cash considerations	Tanner Morris, ss
04-10-24	Cleveland	cash considerations	Wes Parsons, rhp
04-17-24	Texas	cash considerations	Jimmy Robbins, lhp
04-20-24	San Francisco	cash considerations	Mitch White, rhp
05-04-24	Houston	Joel Kuhnelt, rhp	cash considerations
05-30-24	Philadelphia	Ryan Burr, rhp	cash considerations
06-12-24	Los Angeles (NL)	Braydon Fisher, rhp	Cavan Biggio, 2b
06-30-24	Texas	Yerry Rodríguez, rhp	cash considerations
07-26-24	Seattle	Jonatan Clase, of	Josh Mollerus, rhp
		Jacob Sharp, c	Yimi García, rhp
07-27-24	Chicago (NL)	Josh Rivera, ss	Nate Pearson, rhp
		Yohendrick Pinango, of	
07-27-24	Boston	Cutter Coffey, ss	Danny Jansen, c
		Eddinson Paulino, ss	
07-29-24	Seattle	Gilberto Batista, rhp	
		RJ Schreck, of	Justin Turner, 3b
07-29-24	Houston	Jake Bloss, rhp	cash considerations
		Joey Loperfido, of	Yusei Kikuchi, lhp
		Will Wagner, inf	
07-30-24	Minnesota	Jay Harry, ss	Trevor Richards, rhp
07-30-24	Pittsburgh	Charles McAdoo, 3b	Isiah Kiner-Falefa, 3b
07-30-24	Los Angeles (NL)	Ryan Yarbrough, lhp	Kevin Kiermaier, of
08-01-24	Detroit	cash considerations	cash considerations
08-07-24	San Diego	Tommy Nance, rhp	Troy Watson, rhp
08-08-24	New York (AL)	cash considerations	cash considerations
12-03-24	Cleveland	Andrés Giménez, 2b	Cam Eden, of
		Nick Sandlin, rhp	Spencer Horwitz, inf
01-15-25	Pittsburgh	cash considerations	Nick Mitchell, of
01-17-25	Cleveland	Myles Straw, of	Brett de Geus, RHP
		cash considerations	player to be named later or cash
		international signing bonus pool space	
01-23-25	Tampa Bay	cash considerations	Brandon Eisert, lhp

TORONTO, YOUNGEST OPENING DAY STARTERS - ALL-TIME

PITCHER	DATE	OPPONENT	AGE	IP	OUTCOME
Drew Hutchison	04/06/2015	at NYY	24 years, 227 days	6.0	W
Todd Stottlemire	04/09/1990	at TEX	24 years, 324 days	3.2	L
Marcus Stroman	04/03/2016	at TB	24 years, 338 days	8.0	W
Alek Manoah	03/30/2023	at STL	25 years, 80 days	3.1	ND
Tom Underwood	04/05/1979	at KC	25 years, 104 days	1.2	L
Jim Clancy	04/09/1981	at DET	25 years, 113 days	6.0	ND

FREE AGENCY FOR PLAYERS ON THE 40-MAN ROSTER

1978	Luis Gomez	from ATLANTA BRAVES		A.J. Burnett	from FLORIDA MARLINS
1984	Dennis Lamp	from CHICAGO WHITE SOX		Bengie Molina	from LOS ANGELES ANGELS
1985	Gary Allenson	from BOSTON RED SOX		Jean Machi	from TAMPA BAY DEVIL RAYS
1989	Bob Brenly	from SAN FRANCISCO GIANTS	2006	Matt Roney	from OAKLAND ATHLETICS
	Tom Lawless	from ST. LOUIS CARDINALS		Frank Thomas	from OAKLAND ATHLETICS
1991	Ken Dayley	from ST. LOUIS CARDINALS		Royce Clayton	from WASHINGTON NATIONALS
1991	Pat Tabler	from NEW YORK METS		John Thomson	from ATLANTA BRAVES
1992	Jack Morris	from MINNESOTA TWINS		Tomo Ohka	from MILWAUKEE BREWERS
	Dave Winfield	from CALIFORNIA ANGELS	2007	David Eckstein	from ST. LOUIS CARDINALS
	Alfredo Griffin	from LOS ANGELES DODGERS		Rod Barajas	from PHILADELPHIA PHILLIES
	Kent Anderson	from CALIFORNIA ANGELS	2009	Alex Gonzalez	from BOSTON RED SOX
	Eric Plunk	from NEW YORK YANKEES		John Buck	from KANSAS CITY ROYALS
1993	Dick Schofield	from CALIFORNIA ANGELS		Kevin Gregg	from CHICAGO CUBS
	Dave Stewart	from OAKLAND ATHLETICS	2010	Jose Molina	from NEW YORK YANKEES
	Paul Molitor	from MILWAUKEE BREWERS		Nick Green	from LOS ANGELES DODGERS
	Darnell Coles	from CINCINNATI REDS	2011	Octavio Dotel	from COLORADO ROCKIES
	Danny Cox	from PITTSBURGH PIRATES		Jon Rauch	from MINNESOTA TWINS
	Tony Castillo	from NEW YORK METS	2012	Darren Oliver	from TEXAS RANGERS
1994	Greg Cadaret	from KANSAS CITY ROYALS		Francisco Cordero	from CINCINNATI REDS
1995	Danny Darwin	from BOSTON RED SOX		Rick Vandenuik	from BALTIMORE ORIOLES
	Candy Maldonado	from TEXAS RANGERS	2013	Maicer Izturis	from LOS ANGELES ANGELS
1996	Erik Hanson	from BOSTON RED SOX		Melky Cabrera	from SAN FRANCISCO GIANTS
	Otis Nixon	from TEXAS RANGERS		Henry Blanco	from ARIZONA DIAMONDBACKS
	Charlie O'Brien	from ATLANTA BRAVES		Mark DeRosa	from WASHINGTON NATIONALS
	Ruben Amaro	from CLEVELAND INDIANS		Chien-Ming Wang	from NEW YORK YANKEES
	Brian Bohanon	from DETROIT TIGERS	2014	Dioner Navaro	from CHICAGO CUBS
	Rich Rowland	from BOSTON RED SOX	2015	Russell Martin	from PITTSBURGH PIRATES
	Juan Samuel	from KANSAS CITY ROYALS		Justin Smoak	from SEATTLE MARINERS
	Frank Viola	from CINCINNATI REDS	2016	J.A. Happ	from PITTSBURGH PIRATES
1997	Benito Santiago	from PHILADELPHIA PHILLIES		Gavin Floyd	from CLEVELAND INDIANS
	Roger Clemens	from BOSTON RED SOX		Kendrys Morales	from KANSAS CITY ROYALS
	Darrell Whitmore	from CHIBA LOTTE MARINERS		Steve Pearce	from BALTIMORE ORIOLES
	Mike Aldrete	from NEW YORK YANKEES	2017	Jose Bautista	from TORONTO BLUE JAYS
1998	Darrin Fletcher	from MONTREAL EXPOS		J.P. Howell	from LOS ANGELES ANGELS
	Randy Myers	from LOS ANGELES ORIOLES	2018	Curtis Granderson	from LOS ANGELES DODGERS
	Pat Kelly	from NEW YORK YANKEES		Jaime Garcia	from NEW YORK YANKEES
	Craig Grebeck	from ANAHEIM ANGELS		Seunghwan Oh	from ST. LOUIS CARDINALS
	Mike Stanley	from NEW YORK YANKEES		Mike Hauschild	from TEXAS RANGERS
	Tony Fernandez	from CLEVELAND INDIANS		Matt Shoemaker	from LOS ANGELES ANGELS
	Phil Plantier	from ST. LOUIS CARDINALS	2019	Clay Buchholz	from ARIZONA DIAMONDBACKS
	Jose Canseco	from OAKLAND ATHLETICS			
1999	Joey Cora	from CLEVELAND INDIANS		Daniel Hudson	from LOS ANGELES DODGERS
	Mike Matheny	from MILWAUKEE BREWERS			
	Willie Greene	from BALTIMORE ORIOLES	2020	Tanner Roark	from OAKLAND ATHLETICS
	Cecil Fielder	from CLEVELAND INDIANS		Hyun Jin Ryu	from LOS ANGELES DODGERS
	Mark Dalesandro	from CHICAGO CUBS		Travis Shaw	from MILWAUKEE BREWERS
	Geronimo Berroa	from DETROIT TIGERS	2021	Tyler Chatwood	from CHICAGO CUBS
2000	Frank Castillo	from PITTSBURGH PIRATES		George Springer	from HOUSTON ASTROS
2001	Jason Dickson	from ANAHEIM ANGELS		Robbie Ray	from TORONTO BLUE JAYS
	Jeff Frye	from COLORADO ROCKIES		Marcus Semien	from OAKLAND ATHLETICS
	Trenidad Hubbard	from BALTIMORE ORIOLES		Kirby Yates	from SAN DIEGO PADRES
	Dan Plesac	from ARIZONA DIAMONDBACKS	2022	Yimi Garcia	from HOUSTON ASTROS
	Ryan Thompson	from NEW YORK YANKEES		Kevin Gausman	from SAN FRANCISCO GIANTS
	Marty Cordova	from BOSTON RED SOX		Yusei Kikuchi	from SEATTLE MARINERS
2002	Dave Berg	from FLORIDA MARLINS		Andrew Vasquez	from LOS ANGELES DODGERS
2003	Mike Bordick	from BALTIMORE ORIOLES	2023	Chris Bassitt	from NEW YORK METS
	Frank Catalanotto	from TEXAS RANGERS		Brandon Belt	from SAN FRANCISCO GIANTS
	Doug Creek	from SEATTLE MARINERS		Chad Green	from NEW YORK YANKEES
	Greg Myers	from OAKLAND ATHLETICS		Kevin Kiermaier	from TAMPA BAY RAYS
	Tanyon Sturtze	from TAMPA BAY DEVIL RAYS	2024	Kevin Kiermaier	from TORONTO BLUE JAYS
	Jeff Tam	from OAKLAND ATHLETICS		Isiah Kiner-Falefa	from NEW YORK YANKEES
2004	Miguel Batista	from ARIZONA DIAMONDBACKS		Yariel Rodriguez	from CHUNIKI DRAGONS
	V. DeLosSantos	from PHILADELPHIA PHILLIES		Justin Turner	from BOSTON RED SOX
	Pat Hentgen	from BALTIMORE ORIOLES	2025	Yimi Garcia	from SEATTLE MARINERS
	Kerry Ligtenberg	from BALTIMORE ORIOLES		Jeff Hoffman	from PHILADELPHIA PHILLIES
	Chris Gomez	from MINNESOTA TWINS		Anthony Santander	from BALTIMORE ORIOLES
	Terry Adams	from PHILADELPHIA PHILLIES		Max Scherzer	from TEXAS RANGERS
	Corey Koskie	from MINNESOTA TWINS		Josh Walker	from PITTSBURGH PIRATES
2005	Billy Koch	from FLORIDA MARLINS			
	Scott Schoeneweis	from CHICAGO WHITE SOX			
	B.J. Ryan	from BALTIMORE ORIOLES			



MAJOR LEAGUE RULE 5 DRAFT, 1977-2023

TORONTO SELECTIONS:

Year	Player	Original Club	Status with Toronto
1977	Willie Upshaw (1B)	AAA-Syracuse, (NYY)	Played nine seasons in Toronto
	Andy Dyes (OF)	AAA-Denver, (MTL)	Spent one season in Toronto organization
1978	Ted Wilborn (OF)	AAA-Tacoma, (NYY)	Spent one season in Toronto organization
	Bob Davis (C)	AAA-Hawaii, (SD)	Played two seasons in Toronto
1979	Mike Macha (IF)	AAA-Richmond, (ATL)	Played one season in Toronto
1980	George Bell (OF)	AAA-Okl.City, (PHI)	Played nine seasons in Toronto
	Dan Whitmer (C)	AAA-Salt Lake, (CAL)	Played one season in Toronto
1981	Jim Gott (RHP)	AAA-Springfield, (STL)	Played three seasons in Toronto
	Anthony Johnson (OF)	AAA-Denver, (MTL)	Played one season in Toronto
1982	Jim Acker (RHP)	AAA-Richmond, (ATL)	In 2 stints, played 7 seasons for Toronto
	Mercedes Esquer (LHP)	AAA-Portland, (PIT)	Remained in the Toronto organization
1983	Kelly Gruber (IF)	AAA-Charleston, (CLE)	Played nine seasons in Toronto
	Terry Cormack (C)	AAA-Richmond, (ATL)	Returned to Atlanta on March 25, 1984
1984	Manuel Lee (IF)	AAA-Tuscon, (HOU)	Played eight seasons in Toronto
	Louis Thornton (OF)	AAA-Tidewater, (NYM)	Played three seasons in Toronto
1985	Jose DeJesus (RHP)	AAA-Omaha, (KC)	Returned to Kansas City on April 3, 1986
1986	Jose Nunez (RHP)	AAA-Omaha, (KC)	Played three seasons in Toronto
1990	Ricky Rhodes (RHP)	AAA-Columbus, (NYY)	Returned to New York on March 29, 1991
1992	Billy Taylor (RHP)	AAA-Richmond, (ATL)	Returned to Atlanta on April 1, 1993
1995	Carey Paige (RHP)	AA-Greenville, (ATL)	Remained in Toronto organization for two seasons
1997	Luis Saturria (OF)	A-Peoria, (STL)	Returned to St. Louis on March 20, 1998
1999	Dewayne Wise (OF)	A-Rockford, (CIN)	Played three seasons in Toronto
2001	Corey Thurman (RHP)	AAA-Omaha, (KC)	Played two seasons in Toronto
2002	Jason Dubois (OF)	A-Daytona, (CHC)	Returned to Chicago on March 15, 2003
	Aquilino Lopez (RHP)	AAA-Tacoma, (SEA)	Played two seasons in Toronto
	Gary Majewski (RHP)	AA-Birmingham, (CWS)	Returned to Chicago March 17, 2003
2003	Talley Haines (RHP)	AAA-Durham (TB)	Remained in Toronto organization, played for one season
2006	Jason Smith (IF)	AAA-Iowa (CHC)	Remained with the club until May 15, 2007
2007	Randy Wells (RHP)	AAA-Iowa (CHC)	Returned to Chicago on April 16, 2008
2009	Zech Zinicola (RHP)	AAA-Syracuse (WSH)	Returned to Washington on March 18, 2010
2013	Brian Moran (LHP)	AAA-Tacoma (SEA)	Traded to the Los Angeles Angels on Dec. 12, 2013
2015	Joe Biagini (RHP)	AA-Richmond (SF)	Remained with the club until July 31, 2019
2016	Glenn Sparkman (RHP)	AAA-Omaha (KC)	Returned to Kansas City on July 8, 2017
2018	Elvis Luciano (RHP)	AAA-Omaha (KC)	Remained in the organization until Nov. 10, 2022
2024	Angel Bastardo (RHP)	AAA-Worcester (BOS)	Currently on the 40-man roster

FIRST-YEAR PLAYER DRAFT, 1ST ROUND SELECTIONS

1977	Torn Goffena-SS, #25	2002	Russ Adams-SS, #14
1978	Lloyd Moseby-OF, #2	2003	Aaron Hill-SS, #13
1979	Jay Schroeder-C, #3	2004	David Purcey-LHP, #16
1980	Garry Harris-SS, #2	2005	Ricky Romero-LHP, #6
1981	Matt Williams-RHP, #5	2006	Travis Snider-OF, #14
1981	John Cerutti-LHP, #21	2007	Kevin Ahrens-INF, #16
1982	Augie Schmidt-SS, #2	2007	J.P. Arencibia-C, #21
1983	Matt Stark-C, #9	2008	David Cooper-IB, #17
1985	Greg David-OF, #25	2009	Chad Jenkins-RHP, #20
1986	Earl Sanders-RHP, #25	2010	Deck McGuire-RHP, #11
1987	Alex Sanchez-RHP, #17	2011	Tyler Beede-RHP, #21
1988	Ed Sprague-3B, #25	2012	D.J. Davis-OF, #17
1989	Eddie Zosky-SS, #19	2012	Marcus Stroman-RHP, #22
1990	Steve Karsay-RHP, #22	2013	Phillip Bickford-RHP, #10
1991	Shawn Green-OF, #16	2014	Jeff Hoffman-RHP, #9
1992	Shannon Stewart-OF, #19	2014	Max Pentecost-C, #11
1992	Todd Stevenson-OF, #25	2015	Jon Harris-RHP, #29
1993	Chris Carpenter-RHP, #15	2016	T.J. Zeuch-RHP, #21
1994	Kevin Witt-INF, #28	2017	Logan Warmoth-SS, #22
1995	Roy Halladay-RHP, #17	2017	Nate Pearson-RHP, #28
1996	Billy Koch-RHP, #4	2018	Jordan Groshans-SS, #12
1996	Joe Lawrence-SS, #16	2019	Alek Manoah-RHP, #11
1997	Vernon Wells-OF, #5	2020	Austin Martin-SS, #5
1998	Felipe Lopez-SS, #8	2021	Gunnar Hoglund-RHP, #19
1999	Alexis Rios-OF, #19	2022	Brandon Barriera-LHP, #23
2000	Miguel Negron-OF, #18	2023	Arjun Nimmala-SS, #20
2001	Gabe Gross-OF, #15	2024	Trey Yesavage-RHP, #20



SELECTED FROM TORONTO:

Year	Player	Team	Status after draft
1981	Ramon Lora (C)	by Los Angeles	Returned to Toronto March 31, 1982
	Domingo Ramos (IF)	by Seattle	Played five seasons with Seattle
1983	Dave Geisel (LHP)	by Seattle	Played two seasons with Seattle
1984	Mike Morgan (RHP)	by Seattle	Played two seasons with Seattle
1986	Cliff Young (LHP)	by Oakland	Returned to Toronto April 6, 1987
	Stan Clarke (LHP)	by Seattle	Played one season with Seattle
1987	Joe Johnson (RHP)	by California	Played in California farm system
	Santiago Garcia (IF)	by Chicago (AL)	Played in Chicago farm system
1988	Colin McLaughlin (RHP)	by Seattle	Played in Seattle farm system
	Chris Jones (RHP)	by Los Angeles	Returned to Toronto March 31, 1989
	Geronimo Berroa (OF)	by Atlanta	Played two seasons with Atlanta
	Matt Stark (C)	by Atlanta	Returned to Toronto March 27, 1989
	Eric Yelding (IF)	by Chicago (NL)	Claimed on waivers by Houston April 3, 1989
1989	Steve Wapnick (RHP)	by Detroit	Returned to Toronto May 1, 1990
	Sil Campusano (OF)	by Philadelphia	Played one season with Philadelphia
	Xavier Hernandez (RHP)	by Houston	Played four seasons with Houston
1991	Jesse Cross (RHP)	by Minnesota	Returned to Toronto April 3, 1992
1992	Graeme Lloyd (LHP)	by Philadelphia	Acquired by Milwaukee for P John Trisler
1993	Tim Hyers (IF)	by San Diego	Played two seasons with San Diego
1994	Todd Stevenson (OF)	by Detroit	Played with Detroit in 1995
	Freddy Garcia (3B)	by Pittsburgh	Played with Pittsburgh in 1995
1996	Mike Johnson (RHP)	by San Francisco	Traded to Baltimore
	Tom Davey (RHP)	by Baltimore	Returned to Toronto
1999	Brian Smith (RHP)	by Pittsburgh	Non-tendered, signed by Pittsburgh
	Jim Mann (RHP)	by New York (NL)	Spent one season in New York organization
2000	Jay Gibbons (1B)	by Baltimore	Played seven years in Baltimore
	Rendy Espina (LHP)	by Anaheim	Returned to Toronto
2002	Matt Ford (LHP)	by Milwaukee	Played one season in Milwaukee
2004	Tyrell Godwin (OF)	by Washington	Played one season in Washington
2005	Jamie Vermilyea (RHP)	by Boston	Returned to Toronto
	Steve Andrade (RHP)	by Tampa Bay	Played one season with both San Diego and Kansas City
2006	Francisco Mateo (LHP)	by Cincinnati	Released by the Reds on Aug. 9, 2007
2008	Ryan Klosterman (SS)	by Florida	Played full season in Florida organization
	Anthony Hatch (IF)	by Los Angeles (NL)	Played full season in Los Angeles Dodgers organization
2010	Brad Emaus (IF)	by New York (NL)	Played with Mets, returned to Toronto on April 21, 2011
2012	Mark Sobolewski (IF)	by Minnesota	Played in two levels at minor league level
2013	Evan Crawford (LHP)	by Chicago (AL)	Played in the White Sox farm system
2018	Jordan Romano (RHP)	by Chicago (AL)	Returned to Toronto March 23, 2019
	Travis Bergen (LHP)	by San Francisco	Returned to Toronto Aug. 21, 2019
2019	Dany Jiménez (RHP)	by San Francisco	Returned to Toronto Aug. 2, 2020
2020	Dany Jiménez (RHP)	by Oakland	Returned to Toronto March 15, 2021

1991 ALL-STAR GAME

The 1991 All-Star Game was played at SkyDome (now Rogers Centre) in Toronto on Tuesday, July 9, 1991. It was the first time that the game had been held in Toronto and just the second time that it had been held outside of the United States (Montreal in 1982). Three Blue Jays players were selected to participate in the 63rd All-Star Game: second baseman Roberto Alomar, outfielder Joe Carter and pitcher Jimmy Key. As well, Manager Cito Gaston was a coach and Tommy Craig was named AL trainer. 52,382 fans came to SkyDome to watch the action unfold in person and millions more watched and listened to the Midseason Classic on television and radio. 56 players from both the National and American Leagues came to Toronto to participate. Of those 56 players, 49 saw action as the American League defeated the National League by a 4-2 count. Toronto pitcher Jimmy Key was credited with the win in his second career All-Star Game appearance. Joe Carter was 1-for-1 with a run scored and Roberto Alomar went 0-for-4. It was the fourth consecutive win for the American League dating back to 1988.



AMERICAN LEAGUE EXPANSION DRAFT SELECTIONS NOVEMBER 5, 1976

- | | |
|------------------------------------|------------------------------------|
| 1. Bob Bailor, if-of, Baltimore | 16. Doug Ault, if, Texas |
| 2. Jerry Garvin, lhp, Minnesota | 17. Ernie Whitt, c, Boston |
| 3. Jim Clancy, rhp, Texas | 18. Mike Weathers, if, Oakland |
| 4. Gary Woods, of, Oakland | 19. Steve Staggs, if, Kansas City |
| 5. Rico Carty, if-dh, Cleveland | 20. Steve Hargan, rhp, Texas |
| 6. Butch Edge, rhp, Milwaukee | 21. Garth Iorg, if, New York |
| 7. Al Fitzmorris, rhp, Kansas City | 22. Dave Lemanczyk, rhp, Detroit |
| 8. Al Woods, of, Minnesota | 23. Larry Anderson, rhp, Milwaukee |
| 9. Mike Darr, rhp, Baltimore | 24. Jesse Jefferson, rhp, Chicago |
| 10. Pete Vuckovich, rhp, Chicago | 25. Dave McKay, if, Minnesota |
| 11. Jeff Byrd, rhp, Texas | 26. Tom Bruno, rhp, Kansas City |
| 12. Steve Bowling, of, Milwaukee | 27. Otto Velez, of, New York |
| 13. Dennis DeBarr, lhp, Detroit | 28. Mike Willis, lhp, Baltimore |
| 14. Bill Singer, rhp, Minnesota | 29. Sam Ewing, of, Chicago |
| 15. Jim Mason, if, New York | 30. Leon Hooten, rhp, Oakland |

PLAYERS WITH MOST SEASONS AS A BLUE JAY

(MINIMUM OF 10 SEASONS)

Seasons	Player	Years
15	Dave Stieb	1979-1992; 1998
12	Jim Clancy	1977-1988
12	Tony Fernandez	1983-1990; 1993; 1998-1999; 2001
12	Ernie Whitt	1977-1978; 1980-1989
12	Carlos Delgado	1993-2004
12	Roy Halladay	1998-2009
12	Vernon Wells	1999-2010
11	Rance Mulliniks	1982-1992
10	Lloyd Moseby	1980-1990
10	Pat Hentgen	1991-1999; 2004
10	Shannon Stewart	1995-2003, 2008
10	José Bautista	2008-2017

STIEB'S NO-HITTER

SEPTEMBER 2, 1990 AT CLEVELAND — TORONTO 3, CLEVELAND 0

Dave Stieb chalked up his first no-hitter and the first in franchise history as he blanked the Cleveland Indians on a sunny Sunday afternoon at Cleveland Stadium before a crowd of 23,640.

The game ended as Cleveland's Jerry Browne sent a fly to right field where Junior Felix put the squeeze on it.

Stieb had a season-high nine strikeouts and walked four over his 122-pitch afternoon.

There were no tough plays and only a couple of well hit balls. The closest the Tribe came to a hit was Ken Phelps pulling a liner about three feet foul to open the 8th inning.

The Blue Jays and Stieb got their offensive support from Fred McGriff who hit two solo home runs, and from Manny Lee who doubled home Kenny Williams in the 5th inning.

Stieb had previously gone 8.2 innings, three times, protecting no-hitters. He had back-to-back attempts in September 1988: on September 24 at Cleveland Stadium, Julio Franco had a bad-hop single over second baseman Manny Lee's head. In his next start, September 30 vs. Baltimore at Exhibition Stadium, Jim Traber looped a single over first baseman Fred McGriff's outstretched glove hand. Both no-hit bids were lost on 2-2 pitches. Stieb also had a perfect game for 8.2 innings on August 4, 1989 vs. the Yankees at SkyDome. Roberto Kelly doubled to left to break it up.

TORONTO	0	0	0	1	1	0	0	0	1	—	3	8	0
CLEVELAND	0	0	0	0	0	0	0	0	0	—	0	0	1

P: STIEB C: BORDERS

P: BLACK, OROSCO, OLIN C: SKINNER

W — STIEB (17-5) L — BLACK (10-9)

STIEB PITCHING LINE: 9.0 IP 0 H 0 R 0 ER 4 BB 9 SO







NATIONAL BASEBALL HALL OF FAME



Roberto Alomar

SECOND BASEMAN

On July 24, 2011, Roberto Alomar was enshrined to the Baseball Hall of Fame. The second basemen was just the third Puerto Rican inductee, and the first Hall of Famer to be inducted as a member of the Toronto Blue Jays.

In five seasons with the Blue Jays from 1991 through 1995, Alomar displayed sparkling defense while winning five straight Gold Gloves. He was part of both World Series clubs, batting .373 across his 29 playoff games as a Blue Jay.

Alomar never hit less than .295 while with Toronto and finished third in the American League behind teammates John Olerud and Paul Molitor with a .326 average in 1993. His five-year mark of .307 gives him the highest lifetime average of any player in Blue Jays history.

Over the course of his 17-year Major League career, Alomar hit .300 with a .371 on-base percentage. He totaled 2,724 hits, 1,508 runs, 504 doubles, 80 triples, 210 home runs, 474 stolen bases, and 1,134 RBI.



Tom Cheek

BLUE JAYS RADIO BROADCASTER

On July 27, 2013, Tom Cheek was inducted into the National Baseball Hall of Fame as the 2013 recipient of the Ford C. Frick Award. This award is presented annually for excellence in broadcasting by the National Baseball Hall of Fame and Museum.

Cheek, who passed away on October 9, 2005, called the first 4,306 regular-season and 41 postseason games in Toronto Blue Jays history, including the club's two World Series victories, from Toronto's first contest until June 2, 2004. His wife, Shirley Cheek, was on hand with her family to accept the 2013 Ford C. Frick award for broadcasting excellence on behalf of her husband.

"Tom Cheek was the voice of summer for generations of baseball fans in Canada and beyond," said Hall of Fame President Jeff Idelson. "He helped a nation understand the elements of the game and swoon for the summer excitement that the expansion franchise brought a hockey-crazed nation starting in the late 1970s. He then authored the vocal narrative of a team that evolved into one of the most consistent clubs of the 1980s and 1990s. We are thrilled to celebrate Tom's legacy with baseball broadcasting's highest honour."

His call of Joe Carter's World Series-winning home run in Game 6 of the 1993 Fall Classic – "Touch 'em all, Joe! You'll never hit a bigger home run in your life." – quickly became embedded in the hearts of Blue Jays fans around the globe.



TORONTO BLUE JAYS™

RETIRED NUMBERS



Roy Halladay

PITCHER

Eight-time All-Star Roy Halladay had his number raised to the rafters in a pregame Opening Day ceremony on March 29, 2018.

Doc's wife, Brandy, and two sons, Braden and Ryan, took the field with former Blue Jays players, Pat Hentgen, Chris Carpenter, Paul Quantrill, Scott Rolen, Jose Cruz Jr., Jason Fraser, Paul Spoljaric and Cito Gaston for the ceremony.

Halladay, who passed away in a plane crash on November 7, 2017, had his number 32 displayed as a commemorative patch on the left sleeve of all Blue Jays uniforms throughout the 2018 season.

"Through Roy's values, pride, work ethic, and perseverance, he epitomized what it means to be a Blue Jay. And while his legacy is clear, it goes far beyond the number on his back or his on-field accomplishments, serving as a shining example of how to live a meaningful life and positively impact others."

Mark Shapiro
President & CEO,
Toronto Blue Jays

LEVEL OF EXCELLENCE

The Level of Excellence is an award bestowed by the Toronto Blue Jays Baseball Club, recognizing tremendous individual achievement. The names and, in some cases, uniform numbers of each of the honourees are displayed on the facing of 500 Level in Rogers Centre. The recipients of this prestigious award are as follows: **JOSÉ BAUTISTA** (August 12, 2023), **PAUL BEESTON** (April 4, 2008), **GEORGE BELL** (April 9, 1996), **JOE CARTER** (July 30, 1999), **TOM CHEEK** (August 29, 2004), **CARLOS DELGADO** (July 21, 2013), **TONY FERNANDEZ** (September 23, 2001), **CITO GASTON** (July 30, 1999), **PAT GILLICK** (August 7, 2002), **ROY HALLADAY** (March 29, 2018), and **DAVE STIEB** (April 9, 1996).

José Bautista

OUTFIELDER



JOSÉ BAUTISTA, was acquired by the Blue Jays on August 21, 2008, and soon became a household name and the cornerstone of the organization for the next decade. He set a single-season franchise record with an MLB-high 54 home runs in 2010, a season that saw him win three American League Player of the Week Awards and claim two American League Player of the Month bids while being named an All-Star for the first time in his career. From 2010 to 2015, Bautista hit more home runs than any other player while winning three Silver Slugger Awards (2010, 2011, 2014) and appearing in six straight MLB All-Star Games (2010-2015). For all his regular season success, the outfielder's biggest mark was made in 2015 as the club returned to the postseason for the first time in 22 years. During Game 5 of the 2015 ALDS against the Texas Rangers, Bautista's 7th-inning tie-breaking three-run home run and subsequent bat flip shook the foundation of Rogers Centre and brought the entire country to its feet. "Joey Bats" finished his 15-year Major League career with 344 homers and 975 RBI. He still ranks top-five in Blue Jays history in games (1,235), runs (790), home runs (288), RBI (766), walks (803), OBP (.372), SLG (.506), and OPS (.878).

Paul Beeston

CHIEF EXECUTIVE OFFICER



PAUL BEESTON, a Welland, ON. native, is one of the Toronto Blue Jays founding fathers. He was the first employee of the Toronto Blue Jays, joining the club on May 10, 1976, only a month and a half after the granting of the Franchise. He became Vice-President of Business Operations in 1977, Executive Vice-President, Business in 1984, President and Chief Operating Officer in 1989 and Chief Executive Officer in 1991. His hard work and dedication have been recognized by many and in 1988, was named a Member of the Order of Canada. He was elected to the Board of Directors of the Baseball Hall of Fame in 1998 and was inducted into the Canadian Baseball Hall of Fame in 2002. From 1997 until 2002, Paul was President & COO of Major League Baseball in New York City. He then returned to Toronto in 2002 and served on the board of a number of philanthropic endeavours. On October 14, 2008, he was appointed CEO of the Toronto Blue Jays on an interim basis, responsible for the day-to-day operations of the baseball club and Rogers Centre. On October 27, 2009, he had the interim tag lifted and was appointed CEO of the Toronto Blue Jays and Rogers Centre. Following the 2015 season, Paul retired as Mark Shapiro replaced him as President & CEO of the Toronto Blue Jays and Rogers Centre.

George Bell

OUTFIELDER



GEORGE BELL spent nine seasons with Toronto and ranks 3rd in club history in total bases (2,201), RBI (740) and extra base hits (471). He is one of six players in the Club's history to have hit at least 200 home runs as a Blue Jay, ranking 6th with 202. In 1987, he was named the American League MVP, the first Blue Jay in club history to achieve the honour. That season he batted .308 with 47 home runs and 134 RBI. Made his first of two All-Star appearances in 1987 when he became the first Blue Jay ever voted to the starting lineup. During his nine seasons, was a four-time club MVP, the Sporting News AL and Major League Player of the Year in 1987, a three-time Sporting News Silver Slugger, a two-time Sporting News All-Star team selection and the American League Player of the Week eight times. He also set a Major League record, hitting three home runs in an Opening Day game on April 4, 1988 at Kansas City.



Joe Carter

OUTFIELDER

JOE CARTER ranks 5th in club history with 203 home runs but will forever be remembered for just one, the 9th-inning blast on October 23 to win the 1993 World Series. In 1,039 games from 1991 to 1997 with Toronto, he hit .257 with 578 runs scored, 218 doubles, 28 triples, 203 home runs, 736 RBI and 78 stolen bases. During his seven seasons he represented Toronto in five All-Star games including 1991 in Toronto, his first season with the Blue Jays after he was acquired from San Diego along with Roberto Alomar on December 5, 1990 in exchange for Tony Fernandez and Fred McGriff. Along with his tremendous on-field accomplishments, Joe and his wife were active off the field as the Diana & Joe Carter Foundation operated the "Jumpin' with Joe" program which provided needy children throughout the Toronto area with a day at Teen-Ranch, Christian Youth Camp and tickets for a Toronto Blue Jays game where Joe would speak to all of the children. He worked with many other charities including Ronald McDonald House and also hosted an annual charity golf tournament. In his 16-year Major League career, Carter hit .259 with 432 doubles, 396 homers and 1,445 RBI while playing for the Chicago Cubs (1983), Cleveland Indians (1984-1989), San Diego Padres (1990), Toronto Blue Jays (1991-1997), Baltimore Orioles (1998) and the San Francisco Giants (1998).

Tom Cheek

BROADCASTER

TOM CHEEK, who called the first 4,306 regular-season and 41 postseason games in Toronto Blue Jays history, was selected as the 2013 recipient of the Ford C. Frick Award, presented annually for excellence in broadcasting by the National Baseball Hall of Fame and Museum. Cheek, who passed away after a lengthy and brave battle with brain cancer on Oct. 9, 2005, was honoured as part of Hall of Fame Weekend 2013, July 26-29 in Cooperstown, N.Y. He stood as the radio voice of the Blue Jays and, as one fan wrote, the "soundtrack of summer in Toronto" since the club's inception through 2004. He broadcast 4,306 consecutive regular season games (and 41 postseason contests) from 1977 through the midway point of the 2004 season when he was called away from the booth first by the sudden passing of his father and later by his own personal health problems. The banner in the Level of Excellence bearing his name, first unveiled in formal ceremonies held on August 29, 2004, is adorned with the number 4,306. That pays tribute to his longevity as the iron-man of baseball broadcasting. A veteran of the radio industry, he first joined the Blue Jays prior to the club's inaugural season after spending three seasons working on Montreal Expos broadcasts. Tom had been calling the balls, strikes and home runs starting with Doug Ault's big blasts on Opening Day in 1977. His call of Joe Carter's dramatic home run to win the 1993 World Series - "Touch 'em all, Joel. You'll never hit a bigger home run in your life." - stands as one of the most memorable and famous moments in Canadian sports broadcasting history.



Carlos Delgado

FIRST BASEMAN

CARLOS DELGADO made his debut in 1993 and would remain with the club for 12 seasons, finishing as the franchise leader in home runs (336), RBI (1,058), walks (827), slugging percentage (.556), OPS (.949), runs (889), total bases (2,786), doubles (343), extra base hits (690), times on base (2,362), hit-by-pitch (122), intentional walks (128) and at-bats per home run (14.9). The two-time All-Star (2000 and 2003) holds several Blue Jays single-season and career records. He won the Hank Aaron Award and Sporting News Player of the Year Award in 2000 and the Silver Slugger Award in 1999, 2000, and 2003. The first baseman finished his 17-year career with 473 home runs and 1,512 RBI across 2,035 games.

Tony Fernandez

SHORTSTOP

TONY FERNANDEZ is the franchise leader in games (1,450), hits (1,583), triples (72), and ranks 3rd in doubles (291), 3rd in AVG (.297), 4th in stolen bases (172), 5th in runs (704), 5th in total bases (2,198), and 6th in walks (439). He had four separate stints with the Blue Jays totalling 12 seasons and was a member of the 1993 World Series Champions where he led the team with nine RBI and batted .333 in the six World Series games. Fernandez was selected to five All-Star teams, including four with Toronto, and won four straight AL Gold Glove Awards at shortstop from 1986 to 1989 with the Blue Jays. He still ranks 11th on the all-time hits list for a Dominican born player (2,276 total).



Cito Gaston

MANAGER

CITO GASTON led the Blue Jays to two World Championships, two American League Championships and four American League East titles in nine seasons as the Manager from 1989 to 1997. He began as the Blue Jays' hitting coach in 1981 where he groomed many young players including George Bell, Lloyd Moseby, Cecil Fielder, Jesse Barfield and Fred McGriff. In 1989 he served as the interim manager of the club before he was named the 5th manager in team history on May 31, 1989. Gaston had the honour of managing in two All-Star games, 1993 and 1994. During his years as manager he gave much of his time to charity events throughout Toronto including the annual Cito Gaston Golf Classic. Gaston returned to the Blue Jays for two seasons as hitting coach in 2000 and 2001. He was named Club Ambassador and Special Assistant to the President and CEO, along with former Blue Jay right-hander Pat Hentgen, in early 2007. On June 20, 2008, Gaston was named Manager of the Toronto Blue Jays, his 2nd stint as the club's skipper. In 2010, his last season as manager, he led the Blue Jays to an 85-77 record. Gaston has a club-high 913 victories as the Blue Jays manager (913-851 overall).



Pat Gillick

GENERAL MANAGER

PAT GILLICK, who was instrumental in building the organization from an expansion team in 1977 to World Series Champions in 1992 and 1993, was inducted into the National Baseball Hall of Fame in Cooperstown on July 24, 2011, along with the player he brought over from San Diego to Toronto, Roberto Alomar. He was the 6th man to be honoured by the Toronto Blue Jays to the Level of Excellence in August of 2002. Gillick began his career with the Blue Jays in 1976 as the VP of Player Personnel. He was responsible for the development of players like Dave Stieb, Jesse Barfield and Jimmy Key through the draft and utilized the Major League Rule 5 draft to secure talents such as Willie Upshaw, George Bell, Jim Gott and Kelly Gruber. Gillick was known for completing shrewd trades to acquire the likes of Alfredo Griffin, Damaso Garcia, Fred McGriff, Roberto Alomar, Joe Carter and assembling talent like Tom Henke, Devon White, Dave Winfield, Jack Morris and Paul Molitor. During his tenure, the Blue Jays produced 11 consecutive winning seasons from 1983 to 1993 and in that span, brought five American League East Division titles to Toronto, two American League championships and World Series titles in 1992 and 1993.



Roy Halladay

PITCHER

ROY HALLADAY was drafted by the Blue Jays as the 17th overall pick in 1995 out of Denver, CO. In only his second big league start in 1998, he took a no-hitter into the ninth inning against the Tigers for a complete game win. When the 2000 season started, Roy began his year with the Dunedin Blue Jays, where his hard work, determination, and resilience resulted in him recreating himself as a pitcher, both physically and mentally. Over the 11 seasons that followed, Halladay cemented his imprint on the game as one of the greatest pitchers of his generation. His accomplishments included eight All-Star appearances and two Cy Young awards - one of six pitchers to win the honour in both the American and National Leagues. At the time of his retirement, he was the active Major League leader in complete games with 67, including 20 shutouts.



Dave Stieb

PITCHER

DAVE STIEB is the franchise leader in wins (175), innings pitched (2873.0), strikeouts (1658), games started (408), shutouts (30) and complete games (103). The righty spent 15 seasons with Toronto, longer than any player in franchise history. He appeared in seven All-Star games and was the starting pitcher in both 1983 and 1984. Stieb recorded the only no-hitter in Blue Jays history on September 2, 1990 in Cleveland. In 1982, he was named the Sporting News Pitcher of the Year after a 17-14 season with a 3.25 ERA and led the league in innings (288.0) and complete games (20). Stieb was the Blue Jays Pitcher of the Year six times, a three-time winner of the AL Pitcher of the Month and a three-time winner of the AL Player of the Week.



LEAGUE AWARDS

BASEBALL WRITERS ASSOCIATION OF AMERICA AWARDS

MOST VALUABLE PLAYER

1987 – George Bell
2015 – Josh Donaldson

ROOKIE OF THE YEAR

1979 – Alfredo Griffin
2002 – Eric Hinske

CY YOUNG AWARD

1996 – Pat Hentgen
1997 – Roger Clemens
1998 – Roger Clemens
2003 – Roy Halladay
2021 – Robbie Ray

MANAGER OF THE YEAR

1985 – Bobby Cox

HANK AARON AWARD

2000 – Carlos Delgado 2010 – Jose Bautista 2011 – Jose Bautista 2015 – Josh Donaldson
2021 – Vladimir Guerrero Jr.

EDGAR MARTINEZ AWARD

2009 – Adam Lind

SILVER SLUGGER AWARD

1982 – Damaso Garcia, 2B	1993 – Paul Molitor, DH	2015 – Josh Donaldson, 3B
1983 – Lloyd Moseby, OF	1998 – Jose Canseco, DH	2016 – Josh Donaldson, 3B
1985 – George Bell, OF	1999 – Carlos Delgado, 1B	2020 – Teoscar Hernández, OF
1986 – Jesse Barfield, OF	Shawn Green, OF	2021 – Vladimir Guerrero Jr., 1B
George Bell, OF	2000 – Carlos Delgado, 1B	Teoscar Hernández, OF
1987 – George Bell, OF	2003 – Carlos Delgado, 1B	Marcus Semien, 2B
1989 – Fred McGriff, 1B	Vernon Wells, OF	2022 – Alejandro Kirk, C
1990 – Kelly Gruber, 3B	2009 – Aaron Hill, 2B	2024 – Vladimir Guerrero Jr., 1B
1991 – Joe Carter, OF	Adam Lind, DH	
1992 – Roberto Alomar, 2B	2010 – Jose Bautista, OF	
Joe Carter, OF	2011 – Jose Bautista, OF	
Dave Winfield, DH	2014 – Jose Bautista, OF	

LELAND S. MACPAIL JR. AWARD (MVP OF ALCS)

1992 – Roberto Alomar 1993 – Dave Stewart

WORLD SERIES MOST VALUABLE PLAYER

1992 – Pat Borders 1993 – Paul Molitor

WORLD SERIES RINGS

The Toronto Blue Jays commissioned Tiffany & Co., the world-renowned purveyor of fine jewellery, timepieces, and arts of the table to design rings commemorating both their 1992 and 1993 World Series victories.

To commemorate the 1992 Blue Jays victory, the 14 karat gold ring's design features the team's logo: the head of a Blue Jay with a maple leaf on a baseball backdrop. The eye of the bird is set with a solitaire diamond. Sixteen diamonds representing each year of the club's history surround the bird and the maple leaf is enamelled in red to match the team's official colour. The inscription of World Champions 1992 wraps around the bezel. One side depicts the team's name - Toronto Blue Jays - set in two lines across the top. The 1992 World Series logo is set in a maple leaf with the inscription - Canada's 1st - positioned below the logo denoting the first Canadian World Series victory. The other side depicts the player's name and the jersey number, the American League logo and the team's 1992 season attendance record - 4,028,318 - positioned below the American League logo. Each side of the ring is accented with two rows representing the stitches of a baseball.

The 1993 World Series Championship ring features the symbols of the Toronto Blue Jays and Canada. A field of 45 diamonds in a pave style setting surrounds the Toronto Blue Jays' logo: the head of a Blue Jay enamelled in the team's official colours overlapping another Blue Jay in gold. The eye of the Blue Jay is set with a diamond solitaire stone. Two Maple Leafs, enamelled in red, symbolize Canada's back-to-back World Series victories. Two baseballs overlay each other in the background. Each ring is personalized with each player's name and jersey number, and incorporating the American League logo and the World Series logo with the inscription "Back to Back" and the years 92-93.



TORONTO BLUE JAYS ALL-STAR GAME SELECTIONS

ALL-STAR PLAYERS

YEAR	PLAYER/POS.	PERFORMANCE	VOTES	YEAR	PLAYER/POS.	PERFORMANCE	VOTES
1977	Ron Fairly-2B/3B	PH, 0-1		2004	Ted Lilly-P	1.0 IP, 2H, K	
1978	Roy Howell-3B	PH, 0-1		2005	Roy Halladay-P	injured – did not play	
1979	Dave Lemanczyk-P	did not play			Shea Hillenbrand-3B	DEF-3B	
1980	Dave Stieb-P	1.0 IP, ER, H, 2BB		2006	Roy Halladay-P	2.0 IP, 3H, ER, K	
1981	Dave Stieb-P	1.2 IP, H, BB, K			B.J. Ryan-P	Won (1.0 IP, K)	
1982	Jim Clancy-P	1.0 IP			Troy Glaus-3B	DEF-3B-1B, 1-2, 2B, R	
1983	Dave Stieb-P	3.0 IP, H, BB, 4K	--		Vernon Wells-CF	1-2	--
1984	Dave Stieb-P	2.0 IP, 2H, ER, 2K	--		Alex Rios-RF	injured – did not play	
	Damaso Garcia-2B	DEF-2B, 0-1		2007	Alex Rios-RF	DEF-RF	
	Alfredo Griffin-SS	DEF-SS		2008	Roy Halladay-P	1.0 IP, H, K	
1985	Dave Stieb-P	1.0 IP, BB, 2K		2009	Roy Halladay-P	2.0, 4H, 2ER	--
	Jimmy Key-P	0.1 IP			Aaron Hill-2B	0-3 (replaced Pedroia in starting lineup)	--
	Damaso Garcia-2B	DEF-2B, 1-2		2010	Jose Bautista-RF	PR-RF, 0-1	
	Ernie Whitt-C	DEF-C			John Buck-C	DEF-C, 1-2, 2B	
1986	Jesse Barfield-RF	PH-RF, 0-3			Vernon Wells-LF	DEF-LF, 0-1	
	Lloyd Moseby-CF	DEF-LF		2011	Jose Bautista-RF	1-2	7,454,753*
	Tony Fernandez-SS	DEF-SS			Ricky Romero-P	did not play	
1987	George Bell-LF	0-3	1,144,575	2012	Jose Bautista-RF	0-1, BB, K	4,971,155
	Tony Fernandez-SS	0-2		2013	Jose Bautista-RF	0-1, SF, RBI	3,999,631
	Tom Henke-P	2.2 IP, 2H, K			Edwin Encarnacion-DH/1B	PH-DH, 0-2	
1988	Dave Stieb-P	1.0 IP, H			Brett Cecil-P	Hold, 0.1 IP, K	
1989	Kelly Gruber-3B	did not play			Steve Delabar-P	Hold, 0.1 IP, K	9,600,000#
	Tony Fernandez-SS	PR-SS, 0-1		2014	Jose Bautista-RF	0-2	5,859,019*
1990	George Bell-LF	PH-LF, 0-2			Edwin Encarnacion-1B	injured – did not play	
	Kelly Gruber-3B	PR-3B, 0-1, 2 SB			Mark Buehrle-P	did not play	
	Dave Stieb-P	2.0 IP, BB, K		2015	Josh Donaldson-3B	0-0, 2BB	14,090,188**
1991	Roberto Alomar-2B	0-4	1,868,247		Russell Martin-C	PH-C, 0-1, K	
	Joe Carter-RF	DEF-LF, 1-1, BB, R			Jose Bautista-RF	injured – did not play	
	Jimmy Key-P	Won (1.0 IP, H, K)		2016	Josh Donaldson-3B	DEF-3B, 0-1	
1992	Roberto Alomar-2B	1-3, R, 2 SB	1,868,247		Edwin Encarnacion-DH	PR, 0-1, R, BB	
	Joe Carter-RF	2-3, RBI, R	--		Marco Estrada-P	did not play	
	Juan Guzman-P	1.0 IP, 2H, BB, 2K			Michael Saunders-OF	DEF-RF, 0-1	17,700,000#
1993	Roberto Alomar-2B	1-3, K	1,852,280		Aaron Sanchez-P	Hold, 1.0, 2H, ER, BB	
	Joe Carter-RF	1-3, K	1,407,179	2017	Justin Smoak-1B	1-1, BB	2,566,181
	Pat Hentgen-P	did not play			Roberto Osuna-P	1.0 IP, H	
	Paul Molitor-DH	0-1, BB		2018	J.A. Happ-P	Save, 1.0 IP, H, ER, K	
	John Olerud-1B	0-2	1,285,280	2019	Marcus Stroman-P	did not play	
	Duane Ward-P	1.0 IP, 2K		2021	Vladimir Guerrero Jr.-1B	1-3, HR, 2RBI	2,704,788*
	Devon White-CF	DEF-CF, 1-2, 2B, RBI, R, SB			Marcus Semien-2B	1-2, RBI	
1994	Roberto Alomar-2B	1-3, R	3,675,730		Teoscar Hernández-OF	1-2, 2B	
	Joe Carter-LF	0-3, R	3,683,682		Bo Bichette-SS	DEF-SS, 0-1, K	
	Pat Hentgen-P	1.0 IP, H		2022	Alejandro Kirk-C	0-2	1,857,670
	Paul Molitor-DH	PH, 0-1			Vladimir Guerrero Jr.-1B	0-2	1,624,228
1995	Roberto Alomar-2B	PR-2B, 0-1, SB			Alek Manoah-P	1.0 IP, 3K, HB	
1996	Joe Carter-RF	DEF-CF, 1-1			Santiago Espinal-2B	DEF-2B, 0-1, BB	
1997	Roger Clemens-P	1.0 IP, H			Jordan Romano-P	did not play	
	Pat Hentgen-P	1.0 IP			George Springer-OF	injured – did not play	
1998	Roger Clemens-P	1.0 IP, 2H, 2ER, BB, K		2023	Vladimir Guerrero Jr.-1B	DEF-1B, 0-2, K	
1999	Tony Fernandez-3B	DEF-3B, 0-2			Bo Bichette-SS	DEF-SS, 0-1, RBI	
	Shawn Green-RF	1-1			Whit Merrifield-2B	DEF-2B, 1-2	
2000	Carlos Delgado-1B	DEF-1B, 1-1, 2B			Kevin Gausman-P	did not play	
	Tony Batista-3B	PH-3B, 0-1, K			Jordan Romano-P	0.1 IP	
	David Wells-P	2.0 IP, 2H, 2K	--	2024	Vladimir Guerrero Jr.-1B	0-2	
2001	Paul Quantrill-P	0.1 IP, 2H, ER					
2002	Roy Halladay-P	1.0 IP, 3H, 3ER, K					
2003	Carlos Delgado-1B	1-3, RBI, K	862,610				
	Vernon Wells CF	PR-CF, 1-2, 2B, RBI, R					
	Roy Halladay-P	did not play					

NOTE: **Bold** indicates this player was as a starter/* indicates leading vote getter/** indicates a Major League record
indicates player was voted in as the winner of the MLB.com Final Vote



ALL-STAR MANAGERS, COACHES, AND TRAINERS

1979	Roy Hartsfield, Coach
1980	Ken Carson, Trainer
1985	Bobby Cox, Coach
1991	Cito Gaston, Coach
1991	Tommy Craig, Trainer
1993	Cito Gaston, Manager
1993	Gene Tenace, Coach
1993	John Sullivan, Coach
1993	Galen Cisco, Coach

1994	Cito Gaston, Manager
1994	Galen Cisco, Coach
1994	Bob Bailor, Coach
1994	Gene Tenace, Coach
2004	Carlos Tosca, Coach
2006	John Gibbons, Coach
2011	John Farrell, Coach
2013	John Gibbons, Coach

RAWLINGS GOLD GLOVE

Since 1957, the Rawlings Gold Glove Award has been presented annually to 18 of baseball's best fielders - one from each position in both the National and American Leagues. The winners are selected by Major League coaches and managers, as well as SABR metrics. Below are listed the Toronto Blue Jays players that have won Gold Gloves.

PLAYER	POSITION	YEAR	PLAYER	POSITION	YEAR
Tony Fernandez	SS	1986	Roberto Alomar	2B	1995
Jesse Barfield	OF	1986	Devon White	OF	1995
Tony Fernandez	SS	1987	Shawn Green	OF	1999
Jesse Barfield	OF	1987	Vernon Wells	OF	2004
Tony Fernandez	SS	1988	Orlando Hudson	2B	2005
Tony Fernandez	SS	1989	Vernon Wells	OF	2005
Kelly Gruber	3B	1990	Vernon Wells	OF	2006
Devon White	OF	1991	R.A. Dickey	P	2013
Roberto Alomar	2B	1991	Marcus Stroman	P	2017
Devon White	OF	1992	Marcus Semien	2B	2021
Roberto Alomar	2B	1992	Vladimir Guerrero Jr.	1B	2022
Devon White	OF	1993	José Berrios	P	2023
Roberto Alomar	2B	1993	Matt Chapman	3B	2023
Devon White	OF	1994	Kevin Kiermaier	CF	2023
Roberto Alomar	2B	1994	Daulton Varsho	CF	2024



PLAYER OF THE WEEK

1979

- Otto Velez, July 23-29 (.500, 9 RBI, 5 R, 1.050 SLG)

1980

- Dave Stieb, April 21-27 (2 CG, 0.50 ERA)

1982

- Jim Clancy, June 14-20 (1-0, 19.0 IP, 1 ER)
- Jim Clancy, Sept. 27-Oct. 3

1983

- Luis Leal, May 9-15 (2-0, 0.64 ERA)
- Dave Stieb, May 16-22 (2-0, 0.50 ERA)
- Lloyd Moseby, May 23-29 (.556, 3 HR, 2 2B)
- Cliff Johnson, June 20-26 (.500, 2 2B)
- Jesse Barfield, Aug. 29-Sept. 4 (.424, 7 HR, 39 TB)

1985

- Willie Upshaw, April 21-28 (.409, 3 HR, 2 2B, 20 TB, .909 SLG)
- Lloyd Moseby, Sept. 2-8 (.435, 5 HR, 1.174 SLG)

1986

- Lloyd Moseby, Aug. 18-24 (.435, 3 HR, 8 RBI, .870 SLG)
- George Bell, Sept. 1-7 (.433, 3 HR, 10 RBI, 9 R)

1987

- Jim Clancy, May 19-24 (2 CG, 1 ShO, 0.50 ERA, 18.0 IP, 18 K)
- George Bell, June 8-14 (.407, 5 HR, 15 RBI, 1.037 SLG)
- George Bell, July 27-Aug. 3 (.500, 3 HR, 7 RBI)

1988

- George Bell, April 4-10 (.455, 4 HR, 7 XBH, 1.136 SLG)
- George Bell, Aug. 29-Sept. 4 (.379, 3 HR, 12 RBI)

1989

- Nelson Liriano, May 15-21 (.600, 3 2B, 23 TB, 7 RBI)
- Junior Felix, May 29-June 4 (.435, 2 HR, 11 RBI, 6 R)
- George Bell, Aug. 14-20 (.467, 3 HR, 3 2B, 12 RBI)
- Lloyd Moseby, Sept. 4-10 (.440, 7 R, 3 2B, 4 SB, .548 OBP)

1990

- Kelly Gruber, April 23-29 (.414, 4 HR, 9 RBI, 5 R, .897 SLG)
- George Bell, June 4-10 (.464, 3 HR, 11 RBI, 2 2B, 7R)
- George Bell, June 18-24 (.500, 5 HR, 11 RBI, 9 R)
- Dave Stieb, Aug. 27-Sept. 2 (pitched no-hitter)
- Kelly Gruber, Sept. 9-16 (.464, 2 HR, 3 2B, 14 RBI)

1991

- Joe Carter, June 17-23 (5 HR, 7 RBI, 7 R, 26 TB)

1992

- Robert Alomar, April 20-26 (.600, 15 H, 9 RBI)
- Joe Carter, Aug. 10-16 (.407, 11 H, 3 HR, 4 2B, 24 TB)

1993

- John Olerud, June 1-6 (.445, 5 HR, 11 RBI, 29 TB)

1994

- Joe Carter, April 4-10 (.333, 4 HR, 12 RBI, 7 R)
- Joe Carter, April 18-24 (9 H, 4 HR, 4 2B, 12 RBI)
- Pat Hentgen, May 1-7 (2-0, 0.51 ERA, 17.2 IP, 8 H, 23 K)
- Paul Molitor, July 12-18 (.500 BA, 13 H, 4 HR, 10 RBI, 10 R)

1995

- John Olerud, July 12-16 (.500, 4 R, 2 2B, 18 TB, .588 OBP, 1.286 SLG)

1997

- Roger Clemens, May 6-11 (2-0, 2.81 ERA, 2 GS, 16.0 IP, 24 K)

1998

- Carlos Delgado, June 1-7 (.407, 4 HR, 9 RBI)
- Carlos Delgado, Aug. 17-23 (.370, 4 HR, 10 RBI)
- Roger Clemens, Aug. 24-30 (2-0, 0.00 ERA, 18.0 IP, 2 SHO)

1999

- Shannon Stewart, April 26-May 2 (.471, 16 H, 5 R, 3 2B, 5 RBI)
- Tony Fernandez, June 14-20 (.411, 10 H, 15 TB, 2 2B)
- Homer Bush, Sept. 30-Oct. 3 (.452, 14 H, 6 R, 2 2B, 2 RBI)

2000

- Carlos Delgado, April 17-23 (.480, 12 H, 4 HR, 8 RBI)
- Jose Cruz, May 1-7 (.387, 4 HR, 9 RBI, 3 2B, 9 R, 5 BB)
- Carlos Delgado, June 5-11 (.556, 10 H, 4 HR, 13 RBI)

2001

- Carlos Delgado, April 1-8 (.348, 5 HR, 11 RBI)
- Raul Mondesi, April 30-May 6 (.464, 13 H, 4 HR, 11 RBI)
- Kelvim Escobar, Aug. 20-26 (2-0, 1.04 ERA, 17.1 IP, 1 CG)
- Jose Cruz Jr., Oct. 1-7 (.423, 4 HR, 11 RBI, 7 R, 2 2B, 4 SB)

2002

- Carlos Delgado, Sept. 23-29 (.450, 4 HR, 11 RBI, 1.150 SLG)

2003

- Vernon Wells, June 15-22 (.476, 10 H, 5 HR, 10 RBI)
- Roy Halladay, Sept. 1-7 (2-0, 0.46 ERA, 19.0 IP, 7 H, 15 K)
- Carlos Delgado, Sept. 22-28 (.318, 6 HR, 11 RBI)

2004

- Carlos Delgado, Aug. 30-Sept. 5 (.381, 3 HR, 7 RBI, 6 R)

2005

- Frank Catalanotto, July 18-24 (.565, 1 HR, 9 RBI)
- Frank Catalanotto, Sept. 26 - Oct. 2 (.500, 15 H, 15 RBI)

2006

- Roy Halladay, May 7-14 (2-0, 2 CG, 1.00 ERA, 9 K)
- Vernon Wells, July 16-23 (.448, 3 2B, 4 HR, 10 RBI, .966 SLG)
- Lyle Overbay, June 27-July 2 (.423, 4 HR, 9 RBI, 1.077 SLG)

2007

- Troy Glaus, May 1-7 (.400, 4 HR, 7 RBI, 8 R)

2008

- Alex Rios, Sept. 1-7 (.414, 3 HR, 966 SLG)

2009

- Roy Halladay, May 11-17 (2-0, 1.13, CG, 2 ER, 16.0 IP, 13 K)
- Lyle Overbay, June 1-7 (.533, 4 2B, 2 HR, 8 RBI)
- Adam Lind, Aug. 31-Sept. 6 (.321, 4 2B, 3 HR, 12 RBI)

2010

- Jose Bautista, May 10-16 (.444, 4 HR, 8 RBI, 5 BB)
- Jose Bautista, July 26-Aug. 1 (.545, 3 2B, 5 HR, 13 RBI, 8 R)
- Jose Bautista, Aug. 23-29 (.500, 3 2B, 4 HR, 7 RBI, 9 BB)
- Edwin Encarnacion, Sept. 27-Oct. 3 (.400, 5 HR, 11 RBI, 6 R)

2011

- Jose Bautista, June 27-July 3 (.391, 3 2B, 4 HR, 8 RBI)

2012

- J.P. Arencibia, May 14-20 (.360, 4 HR, 10 RBI)

2013

- Edwin Encarnacion, July 22-28 (.520, 2 HR, 8 RBI)

2014

- Edwin Encarnacion, May 5-11 (.321, 4 HR, 10 RBI)

2015

- Josh Donaldson, May 25-31 (.440, 6 HR, 11 RBI)
- Josh Donaldson, Aug. 3-9 (.385, 5 HR, 8 RBI)
- David Price, Aug. 3-9 (2-0, 0.60 ERA)
- Edwin Encarnacion, Aug. 23-30 (.481, 7 HR, 21 RBI)
- Kevin Pillar, Sept. 20-27 (.480, 7 XBH, 6 SB)



2016

- Josh Donaldson, June 13-19 (.321, 4 HR, 10 RBI)

2018

- Justin Smoak, March 29-April 1 (.467, 7 H, 2 HR, 8 RBI)
- Kendrys Morales, Aug. 20-26 (.478, 11 H, 7 HR, 12 RBI)

2019

- Vladimir Guerrero Jr., May 13-19 (.333, 7 H, 4 HR, 9 RBI)
- Vladimir Guerrero Jr., July 29-Aug. 4 (.500, 13 H, 3-2B, 3 HR, 11 RBI)

2020

- Lourdes Gurriel Jr., Aug. 31-Sept. 6 (.467, 14 H, 3-2B, 2 HR, 6 RBI)

2021

- Vladimir Guerrero Jr., June 21-27 (.391, 9 H, 3 HR, 7 RBI, 1.308 OPS)
- George Springer, July 26-Aug. 1 (.400, 10 H, 5-2B, 3 HR, 7 RBI, 1.476 OPS)
- George Springer, Aug. 2-8 (.364, 12 H, 3-2B, 3 HR, 11 RBI, 1.177 OPS)
- Teoscar Hernández, Aug. 9-15 (.500, 14 H, 2-2B, 2HR, 10 RBI, 1.393 OPS)
- Robbie Ray, Aug. 30-Sept. 5 (2-0, 1.32 ERA, 13.2 IP, 5 H, 4 BB, 20 K)

PLAYER OF THE MONTH

1977

- Otto Velez, April (5 HR, 11 RBI, 11 R, .865 SLG, .422 BA)

1979

- Alfredo Griffin, Sept. (.407 BA, 4-3B, 62 TB)

1983

- Lloyd Moseby, Aug. (.351 BA, 25 RBI, 15 XBH)

1989

- Fred McGriff, April (7 HR, 17 RBI, 28 H, 21 R)
- George Bell, Aug. (22 game hit streak, .370 BA)

1990

- Kelly Gruber, Sept. (.352 BA, 20 R, 30 RBI)

1991

- Joe Carter, June (11 HR, 36 H, .352 BA, 11-2B, 29 RBI, 21 R)

1992

- Roberto Alomar, April (.382 BA, 34 H, 19 R, 3 HR, 19 RBI, 8 SB, .439 OBA)

1993

- John Olerud, April (.450 BA, 36 H, .650 SLG, .527 OBP, 18 RBI, 15 R, 7-2B, 3 HR)
- Paul Molitor, May (.374 BA, 43 H, 5 HR, 22 RBI, 25 R)
- John Olerud, June (.427 BA, 41 H, 17-2B, 5 HR, 30 RBI, 17 R, 73 TB, .525 OBP)

1994

- Joe Carter, April (.312 BA, 31 RBI, 9 HR, 8-2B, 64 TB)

PITCHER OF THE MONTH

1980

- Dave Stieb, April (3-0, 15 K, 1 SHO, 1.09 ERA)

1983

- Dave Stieb, May (5 W, 2 SHO, 43 K)

1984

- Doyle Alexander, Sept. (2.23 ERA, 5-1, 6 CG)

1985

- Dave Stieb, May (4-1, 34 K, 1.69 ERA)

1987

- Jim Clancy, May (5-1, 1.71 ERA, 40 K in 47.1 IP)

1996

- Juan Guzman, April (3-1, 1.88 ERA, 39 K in 43.0 IP)
- Pat Hentgen, July (5-1, 2.72 ERA, 28 K in 46.1 IP)
- Pat Hentgen, Aug. (5-1, 2.60 ERA, 33 K in 52.0 IP)

1997

- Roger Clemens, May (6-0, 1.96 ERA, 46.0 IP, 51 K)
- Roger Clemens, Aug. (4-0, 2.47 ERA, 2CG, 47.1IP, 54 K)

1998

- Roger Clemens, Aug. (4-0, 0.90 ERA, 3CG, 50.0IP, 68K)

- George Springer, Sept. 27-Oct. 3 (.500, 13 H, 3 HR, 10 RBI, .962 SLG, 1.497 OPS)

2022

- Vladimir Guerrero Jr., June 13-19 (.407, 11 H, 3 HR, 7 RBI, 1.278 OPS)
- Kevin Gausman, Aug. 1-7 (1-0, 0.00 ERA, 14.0 IP, 7 H, BB, 15 K)
- Bo Bichette, Sept. 5-11 (.500, 16 H, 10 XBH, 5 HR, 13 RBI, 1.156 SLG, 1.686 OPS)

2023

- Matt Chapman, April 3-9 (.464, 13 H, 7 XBH, 12 RBI, 1.373 OPS)

2024

- Vladimir Guerrero Jr., June 24-30 (.500, 13 H, 9 XBH, 5 HR, 17 RBI, 1.154 SLG, 1.673 OPS)
- Vladimir Guerrero Jr., July 29-Aug. 4 (.536, 15 H, 10 XBH, 8 RBI, 1.107 SLG, 1.713 OPS)
- Bowden Francis, Aug. 12-18 (2-0, 0.64 ERA, 14.0 IP, 4 H, 0 BB, 15 K)

2010

- Jose Bautista, July (.418, 11 HR, 8-2B, 29 RBI, 12 BB, 75 TB, .765 SLG)
- Jose Bautista, Aug. (.299, 12 HR, 24 RBI, 23 R, 23 BB, .742 SLG)

2011

- Jose Bautista, April (.366, 9 HR, 5-2B, 15 RBI, 28 BB, .780 SLG)
- Jose Bautista, May (.360, 11 HR, 4-2B, 23 RBI, 18 BB, .791)

2012

- Jose Bautista, June (.271, 14 HR, 30 RBI, 22 BB, .750 SLG)

2014

- Edwin Encarnacion, May (.281, 16 HR, 33 RBI, 16 BB, .763 SLG)

2015

- Edwin Encarnacion, Aug. (.407, 11-2B, 11 HR, 35 RBI, .919 SLG)

2019

- Marcus Semien, May (.368, 42 H, 12-2B, 8 HR, 22 RBI, .702 SLG, 1.130 OPS)

2023

- Matt Chapman, April (.372, 35 H, 15-2B, 5 HR, 20 RBI, .691 SLG, 1.150 OPS)

2003

- Roy Halladay, May (6-0, 3.22 ERA, 44.2 IP, 3 BB, 35 K)
- Roy Halladay, Sept. (5-1, 1.41 ERA, 5 CG, 2 SHO, 51.0 IP, 5 BB, 42 K)

2007

- Roy Halladay, April (4-0, 2.28 ERA, 2 CG, 47.1 IP, 33 K)

2011

- Ricky Romero, Aug. (5-0, 2.05 ERA, 1 SHO, 44.0 IP)

2021

- Robbie Ray, Aug. (1-0, 1.76 ERA, 41.0 IP, 52 K)

2022

- Alek Manoah, Sept. (4-0, 0.88 ERA, 41.0 IP, 4 ER, 33 K, 0.85 WHIP, .162 AVG)

2024

- José Berrios, April (4-2, 1.44 ERA, 43.2 IP, 7 ER, 31 K, 1.01 WHIP, .204 AVG)
- Bowden Francis, Aug. (4-1, 1.05 ERA, 0.41 WHIP, .089 OPP AVG, 10.22 K/9)



RELIEVER OF THE MONTH

2008

- B.J. Ryan, May (0.75 ERA, 12.0 IP, ER, 14 K, 10 SV, 1.08 WHIP, .171 AVG)

2017

- Roberto Osuna, June (0.79 ERA, 11.1 IP, ER, 19 K, 8 SV, 0.44 WHIP, .105 AVG)

2022

- Jordan Romano, April (1.59 ERA, 11.1 IP, 2 ER, 13 K, 10 SV, 0.88 WHIP, .195 AVG)
- Jordan Romano, July (0.84 ERA, 10.2 IP, ER, 12 K, 7 SV, 0.47 WHIP, .114 AVG)

ROOKIE OF THE MONTH

2002

- Eric Hinske, June (.338 AVG, 27 H, 7-2B, 6 HR, 15 RBI, 19 R)
- Josh Phelps, Aug. (.310 AVG, 31 H, 5-2B, 7 HR, 30 RBI, 18 R)
- Josh Phelps, Sept. (.338 AVG, 26 H, 10-2B, 6 HR, 19 RBI, 15 R)

2003

- Reed Johnson, Sept. (.363 AVG, 33 H, 5-2B, 3 HR, 16 RBI, 18 R)

2005

- Gustavo Chacin, April (4-1, 2.41 ERA in 6 GS)
- Gustavo Chacin, July (5-0, 2.97 ERA in 6 GS)

2009

- Scott Richmond, April (3-0, 2.70 ERA in 4 GS)

2015

- Devon Travis, April (.325 AVG, 26 H, 6-2B, 6 HR, 19 RBI)

2018

- Lourdes Gurriel Jr., July (.423 AVG, 30 H, 4-2B, 4HR, 14 RBI)

2021

- Alek Manoah, Sept./Oct (4-0, 3.38 ERA, 41 K in 6 GS)



MEDIA AWARDS

TORONTO CHAPTER BBWAA AWARD WINNERS

Each year, the members of the Toronto chapter of the BBWAA select the Blue Jays top player, pitcher and rookie as well as the team's most improved player. The player of the year receives the Neil MacCarl Award, named for the longtime baseball writer from the Toronto Star. The John Cerutti Award is given annually, as voted by the Toronto Chapter of the BBWAA, to a person associated with the day-to-day workings of Blue Jays' baseball who displays goodwill, cooperation and character, as exemplified by the late John Cerutti.

YEAR	PLAYER OF THE YEAR	PITCHER OF THE YEAR	ROOKIE OF THE YEAR	GOOD GUY AWARD	MOST IMPROVED
1977	Bob Bailor	Dave Lemanczyk	Bob Bailor	Roy Hartsfield	—
1978	Bob Bailor	Jim Clancy	Victor Cruz	Mike Cannon	Alan Ashby
1979	Alfredo Griffin	Tom Underwood	Alfredo Griffin	John Silverman	Rick Cerone
1980	John Mayberry	Jim Clancy	Damaso Garcia	Howard Starkman	Al Woods
1981	Dave Stieb	Dave Stieb	—	Bob Mattick	Joey McLaughlin
1982	Damaso Garcia	Dave Stieb	Jesse Barfield	Buck Martinez	Jim Clancy
1983	Lloyd Moseby	Dave Stieb	Jim Acker	Ernie Whitt	Lloyd Moseby
1984	Dave Collins	Doyle Alexander	Tony Fernandez	Dave Collins	Dave Collins
1985	Jesse Barfield	Dennis Lamp	—	Rance Mulliniks	Dennis Lamp
1986	Jesse Barfield	Mark Eichhorn	Mark Eichhorn	Garth Iorg	Rick Leach
1987	George Bell	Jimmy Key	Jeff Musselman	Garth Iorg	Lloyd Moseby
1988	Fred McGriff	Dave Stieb	Pat Borders	John Cerutti	Kelly Gruber
1989	George Bell	Tom Henke	Junior Felix	Kelly Gruber	Todd Stottlemyre
1990	Kelly Gruber	Dave Steib	John Olerud	Jeff Ross	Pat Borders
1991	Roberto Alomar	Duane Ward	Juan Guzman	Tommy Craig	Devon White
1992	Roberto Alomar	Jack Morris	Joe Carter	—	—
1993	Paul Molitor	Jack Morris	Jeff Kent	John Brioux	Pat Borders
1994	Joe Carter	Duane Ward	Randy Knorr	Bob Bailor	John Olerud
1995	Roberto Alomar	Pat Hentgen	Darren Hall	Rich Hacker	Randy Knorr
		Al Leiter	Shawn Green	Galen Cisco	Ed Sprague
				Larry Hisle	
1996	Ed Sprague	Pat Hentgen	Paul Spoljaric	Howard Starkman	Juan Guzman
1997	Carlos Delgado	Roger Clemens	Jose Cruz Jr.	Brent Andrews	Paul Quantrill
1998	Carlos Delgado	Roger Clemens	Kevin Brown	Dan Plesac	Shawn Green
1999	Shawn Green	Billy Koch	Billy Koch	Pat Hentgen	Homer Bush
2000	Carlos Delgado	David Wells	—	Andy Stewart	Brad Fullmer
2001	Jose Cruz Jr.	Paul Quantrill	Bob File	Gord Ash	Roy Halladay
2002	Vernon Wells	Roy Halladay	Eric Hinske	Darrin Fletcher	Chris Woodward
2003	Carlos Delgado	Roy Halladay	Aquilino Lopez	Vernon Wells	Orlando Hudson
2004	Carlos Delgado	Ted Lilly	Alex Rios	John Cerutti	Gregg Zaud
				JOHN CERUTTI AWARD	
2005	Vernon Wells	Roy Halladay	Russ Adams	Shirley Cheek	Josh Towers
2006	Vernon Wells	Roy Halladay	Casey Janssen	Larry Millson	Alex Rios
2007	Alex Rios	Roy Halladay	Jesse Litsch	John McDonald	Dustin McGowan
2008	Vernon Wells	Roy Halladay	Jesse Carlson	Paul Godfrey	Adam Lind
2009	Aaron Hill	Roy Halladay	Ricky Romero	Aaron Hill	Adam Lind
2010	Jose Bautista	Ricky Romero	—	Jose Bautista	Jose Bautista
2011	Jose Bautista	Ricky Romero	J.P. Arencibia	Dustin McGowan	Casey Janssen
2012	Edwin Encarnacion	Casey Janssen	Aaron Loup	Brian Butterfield	Edwin Encarnacion
2013	Edwin Encarnacion	Casey Janssen	Todd Redmond	Mark DeRosa	Brett Cecil
2014	Jose Bautista	Mark Buehrle	Marcus Stroman	Casey Janssen	Melky Cabrera
2015	Josh Donaldson	Marco Estrada	Roberto Osuna	Alex Anthopoulos	Kevin Pillar
2016	Josh Donaldson	Aaron Sanchez	Joe Biagini	Pete Walker	Aaron Sanchez
2017	Josh Donaldson	Marcus Stroman	Danny Barnes	Mal Romanin	Justin Smoak
2018	Justin Smoak	J.A. Happ	Ryan Borucki	John Gibbons	Luke Maile
2019	Lourdes Gurriel Jr.	Ken Giles	Bo Bichette	Justin Smoak	Lourdes Gurriel Jr.
2020	Teoscar Hernández	Hyun Jin Ryu	Jordan Romano	Anthony Alford	Teoscar Hernández
				Mike Wilner	
2021	Vladimir Guerrero Jr.	Robbie Ray	Alek Manoah	Marcus Semien	Robbie Ray
2022	Vladimir Guerrero Jr.	Alek Manoah	—	Mark Budzinski	Ross Stripling
				Buck Martinez	
2023	Bo Bichette	Kevin Gausman	Davis Schneider	Luis Rivera	Yusei Kikuchi
				Mike Shaw	
2024	Vladimir Guerrero Jr.	José Berrios	Spencer Horwitz	Danny Jansen	Bowden Francis



THE SPORTING NEWS AWARDS

PITCHER OF THE YEAR (AL)

1982 – Dave Stieb
1987 – Jimmy Key

1996 – Pat Hentgen
1997 – Roger Clemens

1998 – Roger Clemens
2003 – Roy Halladay

ROOKIE PITCHER OF THE YEAR (AL)

1986 – Mark Eichhorn
1991 – Juan Guzman

MANAGER OF THE YEAR (ML)

1985 – Bobby Cox

MLB PLAYER OF THE YEAR

1987 – George Bell

2000 – Carlos Delgado

2015 – Josh Donaldson

AL PLAYER OF THE YEAR

1987 – George Bell

AL COMEBACK PLAYER

2009 – Aaron Hill

SPORTSMEN OF THE YEAR

1993 – Pat Gillick/Cito Gaston

ALL-STAR TEAM (AL)

1982 – Damaso Garcia, 2B
1982 – Dave Stieb, P
1983 – Lloyd Moseby, OF
1985 – Damaso Garcia, 2B
1986 – Tony Fernandez, SS
1986 – George Bell, OF
1987 – George Bell, LHP
1987 – Jimmy Key, LHP
1988 – Ernie Whitt, C
1989 – Fred McGriff, 1B

1990 – Kelly Gruber, 3B
1991 – Joe Carter, OF
1992 – Roberto Alomar, 2B
1992 – Joe Carter, OF
1992 – Dave Winfield, DH
1993 – Paul Molitor, DH
1996 – Pat Hentgen, RHP
1997 – Roger Clemens, RHP
1998 – Roger Clemens, RHP
1999 – Shawn Green, OF
2000 – Carlos Delgado, 1B

2000 – David Wells, LHP
2003 – Carlos Delgado, 1B
2009 – Aaron Hill, 2B
2010 – Jose Bautista, 3B
2011 – Jose Bautista, OF
2015 – Josh Donaldson, 3B
2020 – Teoscar Hernández, OF
2021 – Vladimir Guerrero Jr., 1B
2021 – Marcus Semien, 2B
2022 – Alejandro Kirk, C
2024 – Vladimir Guerrero Jr., 1B

BASEBALL MAN OF THE YEAR IN CANADA

(TORONTO—MONTREAL BBWAA)

Peter Bavasi, 1977
Pat Gillick, 1983

Jesse Barfield, 1986
Cito Gaston, 1989

Pat Gillick, 1991
Paul Beeston, 1993

BASEBALL AMERICA

ALL-STAR TEAM

1983 – Dave Stieb, P
1983 – Lloyd Moseby, OF
1984 – Dave Stieb, P
1986 – Tony Fernandez, SS
1986 – Jesse Barfield, OF
1987 – George Bell, OF
1987 – Jimmy Key, SP

1987 – Tom Henke, RP
1989 – George Bell, OF
1989 – Dave Stieb, P
1990 – Kelly Gruber, 3B
1992 – Roberto Alomar, 2B
1992 – Dave Winfield, 2B
1993 – Roberto Alomar, 2B

1993 – John Olerud, 1B
1993 – Duane Ward, P
1996 – Pat Hentgen, P
1997 – Roger Clemens, P
1998 – Roger Clemens, P
2015 – Josh Donaldson, 3B
2021 – Vladimir Guerrero Jr., 1B
2021 – Robbie Ray, P

PLAYER OF THE YEAR (AL)

1987 – George Bell

MAJOR LEAGUE PITCHER OF THE YEAR

1998 – Roger Clemens

MINOR LEAGUE PLAYER OF THE YEAR

The following is a list of Toronto minor league players that have been named Minor League Player of the Year:

Player/Position	Year	Publication	Club	Stats
Carlos Delgado, C	1992	USA Today Baseball Weekly	Dunedin (A)	30 HR, 100 RBI, .324 AVG
Derek Bell, OF	1991	Baseball America	Syracuse (AAA)	13 HR, 93 RBI, .346 AVG
Vladimir Guerrero Jr., 3B	2018	Baseball America	New Hampshire (AA), Buffalo (AAA)	20 HR, 78 RBI, .381 AVG



LATIN AMERICAN ALL-STAR TEAM

1985 – Damaso Garcia, 2B

1985 – George Bell, OF

RELIEF AWARDS

1985 – April – Bill Caudill

1987 – July – Tom Henke

1987 – Aug. – Tom Henke

1989 – July – Tom Henke

1993 – April – Duane Ward

1993 – Aug. – Duane Ward

1999 – July – Billy Koch

2002 – Sept. – Kelvim Escobar

ALL-ROOKIE TEAM

1977 – Bob Bailor, SS; Doug Ault, 1B; Jerry Garvin, LHP

1978 – Rick Bosetti, OF

1979 – Alfredo Griffin, SS; Dan Ainge, 2B

1980 – Damaso Garcia, 2B

1987 – Jeff Musselman, LHP

1995 – Shawn Green, OF

1997 – Jose Cruz, Jr., OF

1999 – Billy Koch, RHP

2002 – Eric Hinske, 3B

2005 – Russ Adams, SS

2005 – Gustavo Chacin, LHP

2019 – Vladimir Guerrero Jr., 3B

2021 – Alek Manoah, RHP

2024 – Spencer Horwitz, 1B

PLAYER AND PITCHER OF THE MONTH

Each month throughout the season, the Toronto Chapter of the Baseball Writers Association of America votes for the player and pitcher based on their appraisal of that player's or pitcher's performance during that particular month.

* The award was combined to include both players and pitchers as a single monthly award in 2017, which then was decided via a @BlueJays twitter poll, and re-named "Honda Player of the Month" until 2021.

PLAYER OF THE MONTH

Year	April	May	June	July	August	Sept./Oct.	Most Valuable Player
1977	Velez	Fairly	Fairly	Rader	Bailor	Bowling	Bailor
1978	Howell	Bosetti	Howell	Mayberry	Bailor	Bailor & Bosetti	Howell
1979	Mayberry	Griffin	Underwood	Velez	Griffin	Griffin	Griffin
1980	Stieb	Woods	Mayberry	Woods	Garcia	Mayberry	Mayberry
1981	Todd	Bonnell	—	—	Moseby	Stieb	Stieb
1982	Barfield	Bonnell	Upshaw	Garcia	Garcia	Clancy	Garcia
1983	Barfield	Upshaw	Johnson	Moseby	Moseby	Upshaw	Moseby & Upshaw
1984	Upshaw	Collins	Upshaw	Mulliniks	Bell	Collins	Bell
1985	Upshaw	Garcia	Bell	Mulliniks	Barfield	Moseby	Barfield
1986	Bell	Barfield	Fernandez	Bell	Moseby	Barfield	Bell
1987	Bell	Bell	Moseby	Fernandez	Bell	Moseby	Bell
1988	Gruber	McGriff	Gruber	McGriff	Whitt	Fernandez	McGriff
1989	McGriff	Liriano	Gruber	McGriff	Bell	Bell	Bell
1990	Gruber	Gruber	Bell	McGriff	McGriff	Gruber	Gruber
1991	Carter	Alomar	Carter	Alomar	White	Alomar	Alomar
1992	Alomar	Alomar	Carter	Maldonado	Winfield	White	Alomar
1993	Olerud	Molitor	Olerud	Olerud	Molitor/Alomar	Alomar	Molitor
1994	Carter	Carter	Alomar	Molitor	—	—	Carter
1995	—	Alomar	Maldonado	Olerud	Molitor	Green	Alomar
1996	Carter	Olerud	Sprague	Carter	Brumfield	Sprague	Sprague
1997	Sprague	Carter	Merced	Green	Cruz Jr.	Stewart	Delgado
1998	Canseco	Delgado	Delgado	Stewart	Green	Fernandez	Delgado
1999	Green	Green	Fletcher	Green	Delgado	Bush	Green
2000	Fullmer	Delgado	Delgado	Delgado	Delgado	Fletcher	Delgado
2001	Delgado	Mondesi	Stewart	Cruz Jr.	Delgado	Cruz Jr.	Cruz Jr.
2002	Delgado	Wilson	Hinske	Wells	Phelps	Delgado	Wells
2003	Delgado	Wells	Delgado	Wells	Delgado	Delgado	Delgado
2004	Delgado	Wells	Hudson	Phelps	Delgado	Delgado	Delgado
2005	Hillenbrand	Wells	Wells	Wells	Hudson	Catalanotto	Wells
2006	Wells	Glaus	Overbay	Wells	Overbay	Rios	Wells
2007	Hill	Rios	Thomas	Rios	Thomas	Hill	Rios
2008	Rios	Barajas	Rolen	Lind	Wells	Rios	Rios
2009	Hill	Scutaro	Lind	Scutaro	Lind	Lind	Lind
2010	Wells	Bautista	Lewis	Bautista	Bautista	Wells	Bautista
2011	Bautista	Bautista	Lind	Escobar	Lawrie	Bautista	Bautista
2012	Encarnacion	Bautista	Bautista	Villanueva	Encarnacion	Encarnacion	Encarnacion
2013	Encarnacion	Bautista	Lind	Rasmus	Lawrie	Lind	Encarnacion
2014	Cabrera	Encarnacion	Encarnacion	Cabrera	Bautista	Bautista	Bautista
2015	Travis	Donaldson	Encarnacion	Donaldson	Encarnacion	Bautista	Donaldson
2016	Donaldson	Saunders	Donaldson	Donaldson	Martin	Bautista	Donaldson
2017*	Smoak	Travis	Smoak	Pearce	Donaldson	Hernández	Donaldson
2018	Happ	Happ	Grichuk	Gurriel Jr.	Morales	Tellez	Smoak
2019	Stroman	Guerrero Jr.	Gurriel Jr.	Guerrero Jr.	Bichette	Biggio	Gurriel Jr.
2020	—	—	—	Hernández	Ryu	Guerrero Jr.	Hernández
2021	Guerrero Jr.	Semien	Bichette	Ray	Ray	Gurriel Jr.	Guerrero Jr.



PITCHER OF THE MONTH

Year	April	May	June	July	August	Sept./Oct.	Most Valuable Pitcher
1983	Stieb	Stieb	Gott	Clancy	Stieb	Alexander	Stieb
1984	Stieb	Alexander	Stieb	Stieb	Stieb & Clancy	Alexander	Stieb
1985	Caudill	Stieb	Stieb	Stieb	Henke	Alexander	Stieb
1986	Alexander	Eichhorn	Key	Clancy	Eichhorn	Stieb	Key
1987	Key	Key	Clancy	Key	Cerutti	Flanagan	Key
1988	Cerutti	Stieb	Ward	Key	Clancy	Stieb	Stieb
1989	Key	Key	Cerutti	Henke	Stieb	Stieb	Stieb
1990	Ward	Stieb	Henke	Stieb	Key	Key	Stieb
1991	Key	Wells	Key	Henke	Candiotti	Guzman	Ward
1992	Guzman	Guzman	Guzman	Ward	Morris	Key	Morris
1993	Hentgen	Cox	Hentgen	Ward	Ward	Stewart	Ward
1994	Castillo	Hentgen	Hentgen	Castillo	--	--	Hentgen
1995	--	Cone	Leiter	Castillo	Leiter	Timlin	Leiter
1996	Guzman	Timlin	Guzman	Hentgen	Hentgen	Hentgen	Hentgen
1997	Clemens	Clemens	Clemens	Clemens	Clemens	Clemens	Clemens
1998	Williams	Williams	Clemens	Clemens	Clemens	Escobar	Clemens
1999	Wells	Halladay	Wells	Koch	Hentgen	Wells	Koch
2000	Wells	Wells	Wells	Koch	Wells	Loaiza	Wells
2001	Quantrill	Michalak	Koch	Escobar	Escobar	Halladay	Quantrill
2002	Halladay	Loaiza	Halladay	Carpenter	Politte	Escobar	Halladay
2003	Lidle	Halladay	Halladay	Halladay	Escobar	Halladay	Halladay
2004	Halladay	Frasor	Batista	Towers	Lilly	Bush	Lilly
2005	Halladay	Halladay	Halladay	Chacin	Towers	Towers	Halladay
2006	Halladay	Halladay	Ryan	Halladay	Ryan	Burnett	Halladay
2007	Halladay	Burnett	Marcum	McGowan	Halladay	McGowan	Halladay
2008	Carlson	Litsch	Halladay	Halladay	Halladay	Litsch	Halladay
2009	Downs	Halladay	Romero	League	Frasor	Halladay	Halladay
2010	Romero	Marcum	Morrow	Cecil	Morrow	Frasor	Romero
2011	Villanueva	Romero	Romero	Cecil	Romero	Francisco	Romero
2012	Romero	Morrow	Villanueva	Villanueva	Janssen	Morrow	Janssen
2013	Janssen	Loup	Cecil	Buehrle	Buehrle	Janssen	Janssen
2014	Buehrle	Buehrle	Stroman	Stroman	Sanchez	Dickey	Buehrle
2015	Osuna	Sanchez	Buehrle	Buehrle	Estrada	Price	Estrada
2016	Sanchez	Estrada	Sanchez	Happ	Stroman	Liriano	Sanchez

Most Valuable Pitcher: 1978 – Clancy & Underwood 1979 – Underwood 1980 – Clancy
1981 – Stieb 1982 – Stieb

BLUE JAYS & CY YOUNG VOTING

YEAR	WINNER	PTS	BLUE JAYS	RANK	PTS
1982	Pete Vuckovich	87	Dave Stieb	4th	36
1984	Willie Hernandez	88	Dave Stieb	8th	1
1985	Bret Saberhagen	127	Doyle Alexander	6th	5
			Dave Stieb	9th	2
1986	Roger Clemens	140	Mark Eichhorn	6th	2
1987	Roger Clemens	124	Jimmy Key	2nd	64
1990	Bob Welch	107	Dave Stieb	6th	2
1991	Roger Clemens	119	Duane Ward	10th	3
1992	Dennis Eckersley	107	Jack Morris	5th	10
1993	Jack McDowell	124	Duane Ward	5th	5
			Pat Hentgen	6th	3
			Juan Guzman	7th	1
1995	Randy Johnson	136	David Cone	4th	18
1996	PAT HENTGEN	110	PAT HENTGEN	1st	110
1997	ROGER CLEMENS	134	ROGER CLEMENS	1st	134
1998	ROGER CLEMENS	140	ROGER CLEMENS	1st	140
2000	Pedro Martinez	140	David Wells	3rd	46
2003	ROY HALLADAY	136	ROY HALLADAY	1st	136
2006	Johan Santana	140	Roy Halladay	3rd	48
2007	C.C. Sabathia	119	Roy Halladay	5th	1
2008	Cliff Lee	132	Roy Halladay	2nd	71
2009	Zach Greinke	134	Roy Halladay	5th	11
2011	Justin Verlander	196	Ricky Romero	10th	2
2015	Dallas Keuchel	186	David Price (TOR/DET)	2nd	143
2016	Rick Porcello	137	J.A. Happ	6th	14
			Aaron Sanchez	7th	6
2017	Corey Kluber	204	Marcus Stroman	8th	2
2020	Shane Bieber	210	Hyun Jin Ryu	3rd	51
2021	ROBBIE RAY	207	ROBBIE RAY	1st	207
			José Berrios (TOR/MIN)	9th	8
2022	Justin Verlander	210	Alek Manoah	3rd	87
			Kevin Gausman	10th	1
2023	Gerrit Cole	210	Kevin Gausman	3rd	82
			Chris Bassitt	10th	4



BLUE JAYS AND THE AL MANAGER OF THE YEAR VOTING

YEAR	WINNER	PTS	1ST PLACE VOTES	BLUE JAYS	RANK	PTS	1ST PLACE VOTES
1984	Sparky Anderson-DET	96	13	Bobby Cox	4	9	0
1985	BOBBY COX-TOR	104	14	—	—	—	—
1989	Frank Robinson-BAL	125	23	Cito Gaston	2	62	3
1990	Jeff Torborg-CWS	128	23	Cito Gaston	5	6	0
1991	Tom Kelly-MIN	138	27	Cito Gaston	3	17	0
1992	Tony LaRussa-OAK	132	25	Cito Gaston	4	13	1
1993	Gene Lamont-CWS	72	8	Cito Gaston	3	49	3
1998	Joe Torre-NYY	128	23	Tim Johnson	T6	4	0
2003	Tony Peña-KC	130	24	Carlos Tosca	7	3	0
2005	Ozzie Guillen-CWS	105	17	John Gibbons	7	1	0
2008	Joe Maddon-TB	138	27	Cito Gaston	6	2	0
2010	Ron Gardenhire-MIN	108	16	Cito Gaston	5	5	1
2015	Jeff Bannister-TEX	112	17	John Gibbons	4	22	1
2020	Kevin Cash-TB	126	22	Charlie Montoyo	3	47	2
2021	Kevin Cash-TB	109	19	Charlie Montoyo	4	23	3
2023	Brandon Hyde-BAL	144	27	John Schneider	6	1	0

ROOKIE-OF-THE-YEAR

YEAR	PLAYER	FINISHED	WINNER
1979	Alfredo Griffin	Tied 1st	Alfredo Griffin & John Castino
1980	Damaso Garcia	4th	Joe Charboneau
1981	George Bell	8th	Dave Righetti
1982	Jesse Barfield	8th	Cal Ripken
1985	Tom Henke	7th	Ozzie Guillen
1986	Mark Eichhorn	3rd	Jose Canseco
1987	Nelson Liriano	7th	Mark McGwire
1990	John Olerud	4th	Sandy Alomar
1991	Juan Guzman	2nd	Chuck Knoblauch
	Mike Timlin	6th	—
1994	Darren Hall	4th	Bob Hamelin
1995	Shawn Green	5th	Marty Cordova
1996	Tim Lincecum	Tied 7th	Derek Jeter
1997	Jose Cruz	2nd	Nomar Garciaparra
1999	Billy Koch	Tied 7th	Carlos Beltran
2002	Eric Hinske	1st	Eric Hinske
	Josh Phelps	6th	—
2005	Gustavo Chacin	5th	Huston Street
2015	Roberto Osuna	4th	Carlos Correa
2019	Cavan Biggio	5th	Yordan Alvarez
	Vladimir Guerrero Jr.	7th	—
2021	Alek Manoah	8th	Randy Arozarena

DOMES DOUBLEHEADERS

Since moving into the SkyDome on June 3, 1989, the Jays have played six doubleheaders at the venue:

- Won 6-4 and 5-4 on July 17, 1989 vs. CAL
- Took both games by scores of 5-0 and 4-3 on Oct. 5, 2001 vs. CLE
- Swept another doubleheader on April 17, 2018 vs. KC, winning 11-3 and 5-4
- Split a doubleheader on Aug. 7, 2021 vs. BOS, winning 1-0 on a Marcus Semien walkoff blast before dropping the second contest by a 2-1 score
- Were swept in a dome doubleheader for the first time on July 2, 2022 vs. TB, losing 6-2 and 11-5
- Lost the first game on Sept. 13, 2022 vs. TB, 4-2, before taking the second contest by a 7-2 final



BLUE JAYS AND THE MVP VOTING

YEAR	WINNER	PTS	BLUE JAYS	RANK	PTS
1981	Rollie Fingers	319	Dave Stieb	T27	1
1982	Robin Yount	385	Damaso Garcia	T26	5
1983	Cal Ripken	322	Willie Upshaw	11	41.5
			Lloyd Moseby	14	21
1984	Willie Hernandez	306	Willie Upshaw	T16	8
			George Bell	T16	5
			Dave Stieb	T23	4
			Lloyd Moseby	T23	4
			Doyle Alexander	T27	1
1985	Don Mattingly	367	Jesse Barfield	7	88
			George Bell	8	84
			Tom Henke	20	5
			Dennis Lamp	T21	3
			Doyle Alexander	T21	3
			Damaso Garcia	24	2
1986	Roger Clemens	339	George Bell	4	125
			Jesse Barfield	5	107
			Tony Fernandez	14	17
1987	GEORGE BELL	332	George Bell	1	332
			Tony Fernandez	8	79
			Tom Henke	T13	14
1988	Jose Canseco	392	Fred McGriff	17	9
1989	Robin Yount	205	Tony Fernandez	26	1
			George Bell	4	205
			Fred McGriff	6	96
			Tony Fernandez	19	9
			Mookie Wilson	T25	1
1990	Rickey Henderson	317	Kelly Gruber	4	175
			Fred McGriff	10	30
			Dave Stieb	T25	1
1991	Cal Ripken	318	Joe Carter	5	136
			Roberto Alomar	6	128
			Devon White	16	15
1992	Dennis Eckersley	306	Joe Carter	3	201
			Dave Winfield	5	141
			Roberto Alomar	6	118
			Jack Morris	13	18
1993	Frank Thomas	392	Paul Molitor	2	209
			John Olerud	3	198
			Roberto Alomar	6	102
			Joe Carter	12	25
			Duane Ward	22	3
1994	Frank Thomas	372	Joe Carter	10	35
			Paul Molitor	T18	9
1997	Ken Griffey Jr.	392	Roger Clemens	10	56
1998	Juan Gonzalez	357	Roger Clemens	11	49
1999	Ivan Rodriguez	252	Shawn Green	9	44
			Carlos Delgado	12	16
2000	Jason Giambi	317	Carlos Delgado	4	206
			David Wells	18	2
2001	Ichiro Suzuki	289	Shannon Stewart	T25	1
2003	Alex Rodriguez	242	Carlos Delgado	2	213
2006	Justin Morneau	320	Vernon Wells	T22	3
			Troy Glaus	T31	1
2009	Joe Mauer	387	Aaron Hill	T12	23
			Adam Lind	15	14
2010	Josh Hamilton	358	Jose Bautista	4	165
2011	Justin Verlander	280	Jose Bautista	3	231
2012	Miguel Cabrera	362	Edwin Encarnacion	11	33
2013	Miguel Cabrera	385	Edwin Encarnacion	14	7
2014	Mike Trout	420	Jose Bautista	6	122
2015	JOSH DONALDSON	385	Josh Donaldson	1	385
			Jose Bautista	8	82
			Edwin Encarnacion	12	38
			Russell Martin	24	2
2016	Mike Trout	356	Josh Donaldson	4	200
			Edwin Encarnacion	14	7
2017	Jose Altuve	405	Josh Donaldson	T22	1
2020	José Abreu	374	Teoscar Hernández	11	8
			Hyun Jin Ryu	T13	4
2021	Shohei Ohtani	420	Vladimir Guerrero Jr.	2	269
			Marcus Semien	3	232
			Bo Bichette	T12	7
			Robbie Ray	T15	4
			Teoscar Hernández	19	2

BIographies

LAST SEASON

HISTORY

RECORDS

OPPONENTS

PLAYER DEV.

MEDIA & MISC.



YEAR	WINNER	PTS	BLUE JAYS	RANK	PTS
2022	Aaron Judge	410	Bo Bichette	11th	16
			Vladimir Guerrero Jr.	16th	7
			Alek Manoah	18th	5
2023	Shohei Ohtani	420	Bo Bichette	16th	5
2024	Aaron Judge	420	Vladimir Guerrero Jr.	6th	99

MAJOR LEAGUE AWARDS

ALLAN H. SELIG AWARD FOR PHILANTHROPIC EXCELLENCE

The Allan H. Selig Award for Philanthropic Excellence, formerly known as the Commissioner's Award for Philanthropic Excellence, was created in 2010 to recognize the charitable and philanthropic efforts of MLB Clubs. The Toronto Blue Jays are one of just two clubs to have received the Award twice:

2012:

Honoured for the Toronto Blue Jays Baseball Academy, a series of initiatives to help support youth across Canada and provide them with opportunities on and off the field of play, including Rookie League, Field of Dreams, Super Camps and Instructional Clinics.

2020:

Acknowledged for their extensive efforts throughout the COVID-19 pandemic, including 8.1 million meals delivered to food insecure Canadians; 14,200 youth in Jays Care virtual programming; 1,500 teachers, youth leaders, and volunteers trained to run best-in-class virtual programming; 20,000 volunteer hours provided from Blue Jays, Jays Care, and Rogers staff from coast-to-coast-to-coast; and 2,000 adaptive equipment kits delivered to families of children living with disabilities (Challenger Baseball).

CLUB AWARDS

BOBBY MATTICK AND AL LAMACCHIA AWARDS

In 1996, the Blue Jays organization established two awards: the **Bobby Mattick Player Development Award** and the **Al LaMacchia Scouting Award**. The awards were created to acknowledge the dedication, success and work ethic of Blue Jays baseball operations personnel, attributes so aptly displayed by the awards' namesakes. The Bobby Mattick Award was named after the longtime baseball executive who had spent 25 years of his career with the Blue Jays. The late Bobby Mattick was responsible for the development of many of the young players who have gone through the Blue Jays system. As well as being Director of Player Development for many years he also managed the Major League Blue Jays for two seasons in 1980 and 1981. The Al LaMacchia Award was named after the veteran scout who spent 20 seasons with the Blue Jays. The late Al LaMacchia's scouting talents have been deeply etched in the Blue Jays short history. In 2003, the Blue Jays introduced a **Community Service Award**. In 2009, the Blue Jays began giving out an award for the **Pro-Scout of the Year Award**.

	Bobby Mattick	Al LaMacchia	Community Service	Pro Scout	International Staff Member
1996	Rockett Wheeler	Duane Larson	--	--	
1997	Omar Malave	Jim Hughes	--	--	
1998	Rolando Pino	Tom Hinkle	--	--	
1999	Bruce Walton	Ellis Dungan	--	--	
2000	Marty Pevey	Tim Wilken	--	--	
2001	Dan Rajkowski	David Blume	--	--	
2002	Dane Johnson	Charles Aliano	--	--	
2003	Mike Basso	Ty Nichols	Cameron Reimers	--	
2004	Ken Joyce	Andy Beene	Tim Whittaker	--	
2005	Rick Langford	Demerius Pittman	Justin Singleton	--	
2006	Dennis Holmberg	Tom Burns	Brian Bormaster	--	
2007	Gary Cathcart	Marc Tramuta	David Corrente	--	
2008	Clayton McCullough	Aaron Jersild	Justin Jackson	--	
2009	Charlie Wilson	Matt Briggs	Alberto Quintana	Jim D'Aloia	
2010	Dane Johnson	Tim Rooney	Matt Daly	Kevin Briand	
2011	Dennis Holmberg	John Hendricks	Anthony Gose	Tom Clark	
2012	Chad Mottola	Blake Crosby	Daniel Barnes	Jim Skaalen	
2013	Mike Mordecai	Ryan Fox	Kevin Nolan	David May	
2014	Stubby Clapp	Nate Murrie	Taylor Cole	Matt Anderson	
2015	Bobby Meacham	Jim Lentine	L.B. Dantzler	Ted Lekas	Luciano Del Rosario



HOWARD STARKMAN AWARD

On April 10, 2014, the Blue Jays created the **Howard Starkman Award** which is presented annually to the Employee of the Year. It is granted annually to a Toronto Blue Jays Baseball Club employee who best exemplifies the values of integrity, innovation, accountability, team work and a passion for winning. The award ran until the completion of the 2019 season.

2014	Howard Starkman
2015	Charlie Wilson
2016	Karyn Gottschalk
2017	Tom Farrell
2018	Harry Einbinder
2019	Michelle Seniuk

R. HOWARD WEBSTER AWARDS

In 1982 the Blue Jays established a set of awards to be bestowed annually upon the 'Most Valuable Player' on each Blue Jay farm club. The awards are named in honour of R. Howard Webster, who was the first Chairman of the Board for the Toronto Blue Jays.

Year	AAA Syracuse	AA Knoxville	A Kinston	A Florence	A St. Catharines	Rookie Medicine Hat	Rookie Bradenton
1982	T. Fernandez	T. Thompson	D. Shipanoff	K. Kinnard		C. Johnston	E. Bolivar
1983	T. Fernandez	D. Shipanoff	J. Escobar	C. Fielder		R. Robbins	S. Escobar
1984	F. Manrique	M. Sharpeson	L. Aquino	P. Borders		R. Ducey	S. Garcia
1985	R. Leach	S. Davis	E. Yelding	S. Campusano		G. Berroa	D. Martinez
1986	M. Sharpeson	G. Hill	Ventura G. Myers	P. Munoz	St. Catharines W. Blair	M. Whiten	
1987	T. Stottlemire	G. Berroa	Dunedin S. Cummings	Myrtle Beach D. Linton	D. Bell	A. Dziadkowiec	
1988	A. Infante	A. Sanchez	P. Munoz	L. Sojo	W. Williams	E. Mendez	W. Rojas
1989	G. Hill	D. Bell	N. Cromwell	R. Gianelli	G. O'Halloran	S. Holtzclaw	
1990	M. Whiten	T. Quinlan	J. Kent	M. Ogliaruso	C. Delgado	B. Bowers	
1991	D. Bell	J. Kent	N. Wilson	H. Battle	R. Butler	F. Crespo	Gulf Coast C. Stynes
1992	B. Davis	J. De La Rosa	C. Delgado	A. Gonzalez	T. Crabtree	J. Herrera	T. Brito
1993	R. Perez	C. Delgado	C. Weinke	D.J. Boston	A. Beltran	L. De La Cruz	A. Hightower
1994	S. Green	C. Stynes	K. Harmes	D. Sinnes	J. Ladd	J. Mosquera	C. Escobar
1995	R. Perez	S. Stewart	J. Patzke	J. Ladd	J. Young	M. Peeples	M. Whittlock
1996	S. Stewart	R. Jones	R. Halladay	M. Whitlock	W. Skett	R. Stromsberg	
1997	R. Butler	K Witt	W. Skett	L. Lopez	S. Langaigue	G. Morrison	
1998	P. Lennon	L. Lopez	B. Abernathy	J. Sneed	J. Kingery	J. Gibbons	
1999	L. Lopez	T. Giles	C. Izturis	J. Nunez	B. Jackson	G. Chacin	
2000	C. Mottola	Tennessee J. Gibbons	J. Lawrence	R. Johnson	Queens M. Malpica	J. Johnson	
2001	L. Lopez	J. Phelps	R. Thompson	Charleston A. McCulloch	Auburn M. Mayerson	N. Tempesta	
2002	G. Burnham	V. Chulk	D. Rich	M. Snyder	J. Owens	J. DeJong	
2003	S. Pond	New Haven A. Rios	J. Harper	R. Medina	V. Chiaravalloti	Pulaski R. Diaz	
2004	G. Williams	New Hampshire A. Hill	I. Ramirez	C. Johnston	A. Lind	Y. Rodriguez	
2005	J. Griffin	J. Banks	A. Lind	Lansing C. Snavey	R. Patterson	J. Butler	
2006	K. Barker	A. Lind	R. Patterson	C. Cheng	R. Campbell	T. Snider	
2007	J. Banks	D. Smith	J. Kreuzer	T. Snider	B. Cecil	--	J. Chavez
2008	D. Purcey	S. Campbell	B. Dopriak	M. Rzepczynski	R. Bell	--	B. Fuenmayer
2009	Las Vegas R. Ruiz	B. Dopirak	M. Sierra	J. Chavez	S. Ochinko	--	C. Perez
2010	J. Arencibia	E. Thames	M. McDade	S. Ochinko	C. Perez	--	J. Marisnick
2011	D. Cooper	T. d'Arnaud	A. Jimenez	J. Marisnik	Vancouver J. Nicolino	Bluefield C. Hawkins	J. Rosado
2012	A. Hechavarria	R. Goins	D. Barnes	J. Nicolino	J. Avendano	C. Lopes	A. Tirado
2013	Buffalo R. Goins	B. Glenn	J. Berti	D. Smith Jr.	L. Dantzler	M. Dean	F. Barreto
2014	K. Pillar	J. Berti	D. Smith Jr.	M. Nay	F. Barreto	R. Urena	J. Kelly
2015	M. Hague	R. Schimpf	W. Browning	R. McBroom	R. Hissey	R. Orozco	J. Maese



OPENING DAY

SEASON OPENERS (26-22)

DATE	OPPONENT	W/L	SCORE	WP	LP	ATT
April 7, 1977	Chicago (AL)	W	9-5	Johnson	Brett	44,649
April 7, 1978	at Detroit	L	2-6	Fidrych	Lemanczyk	52,528
April 5, 1979	at Kansas City	L	2-11	Leonard	Underwood	37,754
April 9, 1980	at Seattle	L	6-8	Parrott	Lemanczyk	22,588
April 9, 1981	at Detroit	L	2-6	Morris	McLaughlin	51,452
April 9, 1982	Milwaukee	L	4-15	Vuckovich	Bombach	30,216
April 5, 1983	at Boston	W	7-1	Stieb	Eckersley	33,852
April 4, 1984	at Seattle	L	2-3 (10)	Stanton	Lamp	43,200
April 8, 1985	at Kansas City	L	1-2	Black	Stieb	41,086
April 8, 1986	at Texas	L	3-6	Guzman	Stieb	40,602
April 6, 1987	Cleveland	W	7-3	Key	Candiotti	40,404
April 4, 1988	at Kansas City	W	5-3	Key	Saberhagen	40,648
April 3, 1989	at Kansas City	W	4-3	Key	Gubicza	38,595
April 9, 1990	at Texas	L	2-4	Ryan	Stottlemire	40,907
April 8, 1991	Boston	L	2-6	Clemens	Stieb	50,114
April 6, 1992	at Detroit	W	4-2	Morris	Gullickson	51,068
April 6, 1993	at Seattle	L	1-8	Johnson	Morris	56,120
April 4, 1994	Chicago	W	7-3	Guzman	McDowell	50,484
April 26, 1995	Oakland	W	13-1	Cone	Stewart	50,426
April 1, 1996	at Oakland (Las Vegas)	W	9-6	Hanson	Reyes	7,294
April 1, 1997	Chicago (AL)	L	5-6 (10)	Castillo	Plesac	40,299
April 1, 1998	Minnesota	W	3-2	Clemens	Tewksbury	41,387
April 6, 1999	at Minnesota	L	1-6	Radke	Hentgen	45,601
April 3, 2000	Kansas City	W	5-4	Koch	Spradlin	40,898
April 1, 2001	Texas (Puerto Rico)	W	8-1	Loaiza	Helling	19,891
April 1, 2002	at Boston	W	12-11	Escobar	Urbina	33,520
March 31, 2003	New York (AL)	L	4-8	Clemens	Halladay	50,119
April 5, 2004	Detroit	L	0-7	Johnson	Halladay	47,817
April 4, 2005	at Tampa Bay	W	5-2	Halladay	Brazelton	26,018
April 4, 2006	Minnesota	W	6-3	Halladay	Santana	50,449
April 2, 2007	at Detroit	W	5-3 (10)	Frasor	Rodney	44,297
April 1, 2008	at New York (AL)	L	2-3	Wang	Halladay	55,112
April 6, 2009	Detroit	W	12-5	Halladay	Verlander	48,027
April 5, 2010	at Texas	L	4-5	Francisco	Frasor	50,299
April 1, 2011	Minnesota	W	13-3	Romero	Pavano	47,984
April 5, 2012	at Cleveland	W	7-4 (16)	Perez	Asencio	43,190
April 2, 2013	Cleveland	L	1-4	Masterson	Dickey	48,857
March 31, 2014	at Tampa Bay	L	2-9	Price	Dickey	31,042
April 6, 2015	at New York (AL)	W	6-1	Hutchison	Tanaka	48,469
April 3, 2016	at Tampa Bay	W	5-3	Stroman	Archer	31,042
April 3, 2017	at Baltimore	L	2-3 (11)	Wilson	Grilli	45,667
March 29, 2018	New York (AL)	L	1-6	Severino	Happ	48,115
March 28, 2019	Detroit	L	0-2 (10)	Alcantara	Hudson	45,048
July 24, 2020	at Tampa Bay	W	6-4	Romano	Morton	0
April 1, 2021	at New York (AL)	W	3-2 (10)	Romano	Nelson	10,850
April 8, 2022	Texas	W	10-8	Kimber	Santana	45,002
March 30, 2023	at St. Louis	W	10-9	Garcia	Helsley	47,649
March 28, 2024	at Tampa Bay	W	8-2	Berrios	Eflin	25,025

BLUE JAYS WITH TWO EXTRA-BASE HITS IN A SINGLE INNING - ALL-TIME

Player	Opponent	Hits	Inning
Danny Jansen	09/12/2021 @ BAL	2B/2B	3
Edwin Encarnacion	05/07/2014 vs. PHI	3B/HR	7
Edwin Encarnacion	07/26/2013 vs. HOU	HR/HR	7
Kelly Johnson	06/30/2012 vs. LAA	2B/3B	2
Eric Thames	07/14/2011 vs. NYY	2B/2B	1
Vernon Wells	08/31/2010 @ TB	2B/2B	6
Travis Snider	08/02/2010 @ NYY	2B/2B	5
Adam Lind	08/31/2009 @ TEX	HR/2B	9
Gregg Zaun	07/25/2007 vs. MIN	2B/HR	6
Frank Thomas	06/20/2007 vs. LAD	2B/HR	2
Carlos Delgado	07/27/2003 vs. BAL	HR/2B	4
Joe Carter	10/03/1993 @ BAL	HR/HR	2
Dave McKay	06/26/1978 vs. BAL	2B/2B	2
Otto Velez	06/26/1978 vs. BAL	2B/2B	2



HOME OPENERS (30-18)

DATE	OPPONENT	W/L	SCORE	WP	LP	ATT
April 7, 1977	Chicago (AL)	W	9-5	Johnson	Brett	44,649
April 14, 1978	Detroit	W	10-8	Kirkwood	Wilcox	35,761
April 13, 1979	Kansas City	W	4-1	Clancy	Spittorf	40,035
April 16, 1980	Milwaukee	W	11-2	Stieb	Slaton	12,688
April 13, 1981	New York (AL)	W	5-1	Clancy	John	25,112
April 9, 1982	Milwaukee	L	4-15	Vuckovich	Bomback	30,216
April 9, 1983	New York (AL)	W	7-4	Jackson	Gossage	36,459
April 17, 1984	Baltimore	W	3-2	Key	T.Martinez	35,602
April 16, 1985	Texas	L	4-9	Mason	Leal	41,284
April 14, 1986	Baltimore	L	1-2	Boddicker	Alexander	43,587
April 6, 1987	Cleveland	W	7-3	Key	Candiotti	40,404
April 11, 1988	New York (AL)	W	17-9	Wells	Rhoden	45,185
April 14, 1989	Kansas City	W	3-0	Key	Leibrandt	46,028
April 10, 1990	Texas	W	2-1	Stieb	Hough	49,673
April 8, 1991	Boston	L	2-6	Clemens	Stieb	50,114
April 10, 1992	Baltimore	W	4-3	Hentgen	Olson	50,424
April 9, 1993	Cleveland	W	13-10	Eichhorn	Power	50,533
April 4, 1994	Chicago (AL)	W	7-3	Guzman	McDowell	50,484
April 26, 1995	Oakland	W	13-1	Cone	Stewart	50,426
April 9, 1996	California	W	5-0	Hentgen	Langston	36,316
April 1, 1997	Chicago (AL)	L	5-6(10)	Castillo	Plesac	40,299
April 1, 1998	Minnesota	W	3-2	Clemens	Tewksbury	41,387
April 12, 1999	Tampa Bay	W	7-1	Wells	Saunders	37,160
April 3, 2000	Kansas City	W	5-4	Koch	Spradlin	40,898
April 9, 2001	Tampa Bay	W	8-1	Hamilton	Wilson	48,115
April 4, 2002	Minnesota	W	7-2	Halladay	Mays	47,469
March 31, 2003	New York (AL)	L	4-8	Clemens	Halladay	50,119
April 5, 2004	Detroit	L	0-7	Johnson	Halladay	47,817
April 8, 2005	Boston	L	5-6	Arroyo	Bush	50,560
April 4, 2006	Minnesota	W	6-3	Halladay	Santana	50,449
April 9, 2007	Kansas City	W	9-1	Burnett	Perez	50,125
April 4, 2008	Boston	W	6-3	Marcum	Aardsma	50,171
April 6, 2009	Detroit	W	12-5	Halladay	Verlander	48,027
April 12, 2010	Chicago (AL)	L	7-8	Thornton	Accardo	46,321
April 1, 2011	Minnesota	W	13-3	Romero	Pavano	47,984
April 9, 2012	Boston	L	2-4	Atchison	Santos	48,473
April 2, 2013	Cleveland	L	1-4	Masterson	Dickey	48,857
April 4, 2014	New York (AL)	L	3-7	Tanaka	McGowan	48,197
April 13, 2015	Tampa Bay	L	1-2	Odorizzi	Dickey	48,414
April 8, 2016	Boston	L	7-8	Barnes	Storen	48,871
April 11, 2017	Milwaukee	L	3-4	Peralta	Happ	48,456
March 29, 2018	New York (AL)	L	1-6	Severino	Happ	48,115
March 28, 2019	Detroit	L	0-2 (10)	Alcantara	Hudson	45,048
August 11, 2020	Miami	W	5-4 (10)	Cole	Trayler	0
April 8, 2021	Los Angeles (AL)	L	5-7(11)	Guerra	Borucki	1,348
April 8, 2022	Texas	W	10-8	Cimber	Santana	45,002
April 11, 2023	Detroit	W	9-3	Pop	Manning	42,053
April 8, 2024	Seattle	W	5-2	Berrios	Castillo	40,069

SEASON OPENING DAY RECORDS

OVERALL RECORD:	25-22
HOME OPENERS:	29-18
EXTRA INNINGS:	3-4
MOST RUNS:	13, 2x, last: April 1, 2011 vs. Minnesota
MOST HITS:	19 at St. Louis, March 30, 2023
FEWEST HITS:	2 vs. New York (AL), March 29, 2018 & vs. Detroit, March 28, 2019
MOST RUNS, OPPONENT:	15 vs. Milwaukee, April 9, 1982
MOST HITS, OPPONENT:	16 vs. Milwaukee, April 9, 1982
FEWEST HITS, OPPONENT:	3 at Boston, April 5, 1983 & at New York (AL), April 6, 2015
EARLIEST OPENING DAY:	vs. Detroit, March 28, 2019
LATEST OPENING DAY:	at Tampa Bay, July 24, 2020
RECORD VS. OPPONENTS:	Baltimore, 0-1; Boston, 2-1; Chicago, 2-1; Cleveland, 2-1; Detroit, 3-4; Kansas City, 3-2; Milwaukee, 0-1; Minnesota, 3-1; New York, 2-3; Oakland, 2-0; Seattle, 0-3; St. Louis, 1-0; Tampa Bay, 3-1; Texas, 2-3
MOST STARTS:	Roy Halladay (7)
MOST WINS:	Roy Halladay (3), Jimmy Key (3)
MOST LOSSES:	Dave Stieb (3), Roy Halladay (3)
LARGEST OPENING DAY CROWD:	50,560, April 8, 2005 vs. Boston; 56,120, April 6, 1993 at Seattle
SMALLEST OPENING DAY CROWD:	12,688, April 16, 1980 vs. Milwaukee; 0, July 24, 2020 at Tampa Bay



LINEUPS

1977

vs. CHICAGO

John Scott	-LF
Hector Torres	-SS
Doug Ault	-1B
Otto Velez	-DH
Gary Woods	-CF
Steve Bowling	-RF
Pedro Garcia	-2B
Dave McKay	-3B
Rick Cerone	-C
Bill Singer	-P
Roy Hartsfield	-MGR

1981

at DETROIT

Alfredo Griffin	-SS
Lloyd Moseby	-CF
Otto Velez	-DH
John Mayberry	-1B
Willie Upshaw	-LF
Damaso Garcia	-2B
Barry Bonnell	-RF
Danny Ainge	-3B
Ernie Whitt	-C
Jim Clancy	-P
Bob Mattick	-MGR

1985

at KANSAS CITY

Damaso Garcia	-2B
Lloyd Moseby	-CF
George Bell	-LF
Jesse Barfield	-RF
Jeff Burroughs	-DH
Willie Upshaw	-1B
Buck Martinez	-C
Garth Iorg	-3B
Tony Fernandez	-SS
Dave Stieb	-P
Bobby Cox	-MGR

1989

at KANSAS CITY

Lloyd Moseby	-CF
Rance Mulliniks	-3B
Tony Fernandez	-SS
George Bell	-LF
Fred McGriff	-1B
Jesse Barfield	-RF
Ernie Whitt	-C
Nelson Liriano	-DH
Manny Lee	2B
Jimmy Key	-P
Jimmy Williams	-MGR

1978

at DETROIT

Rick Bosetti	-CF
Al Woods	-LF
Roy Howell	-3B
Rico Carty	-DH
John Mayberry	-1B
Tommy Hutton	-RF
Dave McKay	-2B
Luis Gomez	-SS
Alan Ashby	-C
Dave Lemanczyk	-P
Roy Hartsfield	-MGR

1982

vs. MILWAUKEE

Alfredo Griffin	-SS
Al Woods	-LF
Lloyd Moseby	-CF
Willie Upshaw	-1B
John Mayberry	-DH
Jesse Barfield	-RF
Ernie Whitt	-C
Damaso Garcia	-2B
Rance Mulliniks	-3B
Mark Bombach	-P
Bobby Cox	-MGR

1986

at TEXAS

Lloyd Moseby	-CF
Tony Fernandez	-SS
Rance Mulliniks	-3B
Willie Upshaw	-1B
George Bell	-LF
Jesse Barfield	-RF
Ernie Whitt	-C
Cecil Fielder	-DH
Damaso Garcia	-2B
Dave Stieb	-P
Jimmy Williams	-MGR

1990

at TEXAS

Tony Fernandez	-SS
Mookie Wilson	-CF
Kelly Gruber	-3B
George Bell	-LF
Fred McGriff	-1B
John Olerud	-DH
Greg Myers	-C
Nelson Liriano	-2B
Junior Felix	-RF
Todd Stottlemire	-P
Cito Gaston	-MGR

1979

at KANSAS CITY

Alfredo Griffin	-SS
Bob Bailor	-RF
Roy Howell	-3B
Rico Carty	-DH
John Mayberry	-1B
Rick Bosetti	-CF
Bobby Brown	-LF
Dave McKay	-2B
Rick Cerone	-C
Tom Underwood	-P
Roy Hartsfield	-MGR

1983

at BOSTON

Damaso Garcia	-2B
Dave Collins	-LF
Willie Upshaw	-1B
Cliff Johnson	-DH
Jesse Barfield	-RF
Ernie Whitt	-C
Lloyd Moseby	-CF
Rance Mulliniks	-3B
Alfredo Griffin	-SS
Dave Stieb	-P
Bobby Cox	-MGR

1987

vs. CLEVELAND

Tony Fernandez	-SS
Rance Mulliniks	-3B
Lloyd Moseby	-CF
George Bell	-LF
Jesse Barfield	-RF
Willie Upshaw	-1B
Ernie Whitt	-C
Fred McGriff	-DH
Mike Sharperson	-2B
Jimmy Key	-P
Jimmy Williams	-MGR

1991

vs. BOSTON

Devon White	-CF
Roberto Alomar	-2B
Kelly Gruber	-3B
Joe Carter	-RF
John Olerud	-1B
Rance Mulliniks	-DH
Greg Myers	-C
Manuel Lee	-SS
Mookie Wilson	-LF
Dave Stieb	-P
Cito Gaston	-MGR

1980

at SEATTLE

Alfredo Griffin	-SS
Bob Bailor	-RF
John Mayberry	-1B
Otto Velez	-DH
Roy Howell	-3B
Barry Bonnell	-LF
Rick Bosetti	-CF
Damaso Garcia	-2B
Ernie Whitt	-C
Dave Lemanczyk	-P
Bob Mattick	-MGR

1984

at SEATTLE

Damaso Garcia	-2B
Rance Mulliniks	-3B
Lloyd Moseby	-CF
Willie Upshaw	-1B
Cliff Johnson	-DH
George Bell	-LF
Jesse Barfield	-RF
Ernie Whitt	-C
Alfredo Griffin	-SS
Jim Clancy	-P
Bobby Cox	-MGR

1988

at KANSAS CITY

Nelson Liriano	-2B
Lloyd Moseby	-LF
Tony Fernandez	-SS
George Bell	-DH
Rance Mulliniks	-3B
Ernie Whitt	-C
Jesse Barfield	-RF
Fred McGriff	-1B
Sil Campusano	-CF
Jimmy Key	-P
Jimmy Williams	-MGR

1992

at DETROIT

Devon White	-CF
Roberto Alomar	-2B
Joe Carter	-RF
Dave Winfield	-DH
Kelly Gruber	-3B
John Olerud	-1B
Derek Bell	-LF
Pat Borders	-C
Manuel Lee	-SS
Jack Morris	-P
Cito Gaston	-MGR

TORONTO, 20 WINS IN A 25-GAME SPAN - ALL-TIME

2015	(July/August)
2014	(May/June)
1999	(June/July)
1991	(June/July)
1989	(August/September)
1985	(May/June)



1993

at SEATTLE

Devon White	-CF
Roberto Alomar	-2B
Paul Molitor	-DH
Joe Carter	-LF
Darrin Jackson	-RF
Domingo Martinez	-1B
Ed Sprague	-3B
Pat Borders	-C
Dick Schofield	-SS
Jack Morris	-P
Cito Gaston	-MGR

1997

vs. CHICAGO

Otis Nixon	-CF
Carlos Garcia	-2B
Orlando Merced	-RF
Joe Carter	-1B
Ed Sprague	-3B
Carlos Delgado	-DH
Benito Santiago	-C
Shawn Green	-LF
Alex Gonzalez	-SS
Pat Hentgen	-P
Cito Gaston	-MGR

2001

vs. TEXAS (Puerto Rico)

Shannon Stewart	-LF
Alex Gonzalez	-SS
Raul Mondesi	-RF
Carlos Delgado	-1B
Brad Fullmer	-DH
Tony Batista	-3B
Darrin Fletcher	-C
Jose Cruz Jr.	-CF
Homer Bush	-2B
Esteban Loaiza	-P
Buck Martinez	-MGR

2005

at TAMPA BAY

Frank Catalanotto	-LF
Orlando Hudson	-2B
Vernon Wells	-CF
Corey Koskie	-3B
Shea Hillenbrand	-DH
Eric Hinske	-1B
Gregg Zaun	-C
Gabe Gross	-RF
Russ Adams	-SS
Roy Halladay	-P
John Gibbons	-MGR

1994

vs. CHICAGO

Devon White	-CF
Roberto Alomar	-2B
Paul Molitor	-DH
Joe Carter	-RF
John Olerud	-1B
Carlos Delgado	-LF
Ed Sprague	-3B
Pat Borders	-C
Alex Gonzalez	-SS
Juan Guzman	-P
Cito Gaston	-MGR

1998

vs. MINNESOTA

Shannon Stewart	-LF
Tony Fernandez	-2B
Shawn Green	-RF
Jose Canseco	-DH
Mike Stanley	-1B
Darrin Fletcher	-C
Ed Sprague	-3B
Jose Cruz Jr.	-CF
Alex Gonzalez	-SS
Roger Clemens	-P
Tim Johnson	-MGR

2002

at BOSTON

Shannon Stewart	-DH
Eric Hinske	-3B
Raul Mondesi	-RF
Carlos Delgado	-1B
Jose Cruz Jr.	-LF
Darrin Fletcher	-C
Vernon Wells	-CF
Homer Bush	-2B
Felipe Lopez	-SS
Chris Carpenter	-P
Buck Martinez	-MGR

2006

vs. MINNESOTA

Reed Johnson	-LF
Alex Rios	-RF
Vernon Wells	-CF
Troy Glaus	-3B
Lyle Overbay	-1B
Shea Hillenbrand	-DH
Bengie Molina	-C
Aaron Hill	-2B
Russ Adams	-SS
Roy Halladay	-P
John Gibbons	-MGR

1995

vs. OAKLAND

Devon White	-CF
Alex Gonzalez	-SS
Paul Molitor	-DH
Joe Carter	-LF
John Olerud	-1B
Roberto Alomar	-2B
Shawn Green	-RF
Ed Sprague	-3B
Lance Parrish	-C
David Cone	-P
Cito Gaston	-MGR

1999

at MINNESOTA

Shannon Stewart	-LF
Homer Bush	-2B
Shawn Green	-RF
Dave Hollins	-DH
Carlos Delgado	-1B
Tony Fernandez	-3B
Jose Cruz Jr.	-CF
Darrin Fletcher	-C
Alex Gonzalez	-SS
Pat Hentgen	-P
Jim Fregosi	-MGR

2003

vs. NEW YORK

Shannon Stewart	-LF
Frank Catalanotto	-RF
Vernon Wells	-CF
Carlos Delgado	-1B
Josh Phelps	-DH
Eric Hinske	-3B
Orlando Hudson	-2B
Chris Woodward	-SS
Ken Huckaby	-C
Roy Halladay	-P
Carlos Tosca	-MGR

2007

at DETROIT

Reed Johnson	-LF
Lyle Overbay	-1B
Vernon Wells	-CF
Frank Thomas	-DH
Troy Glaus	-3B
Alex Rios	-RF
Aaron Hill	-2B
Gregg Zaun	-C
Royce Clayton	-SS
Roy Halladay	-P
John Gibbons	-MGR

1996

at OAKLAND (Las Vegas)

Otis Nixon	-CF
Domingo Cedenio	-2B
Joe Carter	-LF
John Olerud	-DH
Ed Sprague	-3B
Carlos Delgado	-1B
Shawn Green	-RF
Sandy Martinez	-C
Alex Gonzalez	-SS
Erik Hanson	-P
Cito Gaston	-MGR

2000

vs. KANSAS CITY

Shannon Stewart	-LF
Homer Bush	-2B
Raul Mondesi	-RF
Carlos Delgado	-1B
Brad Fullmer	-DH
Tony Batista	-3B
Darrin Fletcher	-C
Jose Cruz Jr.	-CF
Alex Gonzalez	-SS
David Wells	-P
Jim Fregosi	-MGR

2004

vs. DETROIT

Reed Johnson	-RF
Frank Catalanotto	-LF
Vernon Wells	-CF
Carlos Delgado	-1B
Josh Phelps	-DH
Eric Hinske	-3B
Orlando Hudson	-2B
Chris Woodward	-SS
Kevin Cash	-C
Roy Halladay	-P
Carlos Tosca	-MGR

2008

at NEW YORK

David Eckstein	-SS
Shannon Stewart	-LF
Alex Rios	-RF
Vernon Wells	-CF
Frank Thomas	-DH
Lyle Overbay	-1B
Aaron Hill	-2B
Marco Scutaro	-3B
Gregg Zaun	-C
Roy Halladay	-P
John Gibbons	-MGR

TORONTO, MOST CONSECUTIVE GAMES WITH STARTING PITCHER ALLOWING 3ER OR LESS - ALL-TIME

(SINGLE-SEASON)

20G	July 26-August 18, 2015
18G	May 5-25, 1991
17G	April 9-May 1, 1980



2009

vs. DETROIT

Marco Scutaro	-SS
Aaron Hill	-2B
Alex Rios	-RF
Vernon Wells	-CF
Adam Lind	-DH
Scott Rolen	-3B
Lyle Overbay	-1B
Rod Barajas	-C
Travis Snider	-LF
Roy Halladay	-P
Cito Gaston	-MGR

2013

vs. CLEVELAND

Jose Reyes	-SS
Melky Cabrera	-LF
Jose Bautista	-RF
Edwin Encarnacion	-1B
Adam Lind	-DH
J.P. Arencibia	-CF
Colby Rasmus	-C
Maicer Izturis	-3B
Emilio Bonifacio	-2B
R.A. Dickey	-P
John Gibbons	-MGR

2017

at BALTIMORE

Devon Travis	-2B
Josh Donaldson	-3B
Jose Bautista	-RF
Kendrys Morales	-DH
Troy Tulowitzki	-SS
Russell Martin	-C
Steve Pearce	-1B
Kevin Pillar	-CF
Ezequiel Carrera	-LF
Marco Estrada	-P
John Gibbons	-MGR

2021

at NEW YORK (AL)

Marcus Semien	-2B
Cavan Biggio	-3B
Bo Bichette	-SS
Teoscar Hernández	-RF
Vladimir Guerrero Jr.	-1B
Lourdes Gurriel Jr.	-LF
Rowdy Tellez	-DH
Randal Grichuk	-CF
Danny Jansen	-C
Hyun Jin Ryu	-P
Charlie Montoyo	-MGR

2010

at TEXAS

Jose Bautista	-RF
Aaron Hill	-2B
Adam Lind	-DH
Vernon Wells	-CF
Lyle Overbay	-1B
John Buck	-C
Edwin Encarnacion	-3B
Alex Gonzalez	-SS
Travis Snider	-LF
Shaun Marcum	-P
Cito Gaston	-MGR

2014

at TAMPA BAY

Jose Reyes	-SS
Melky Cabrera	-LF
Jose Bautista	-RF
Edwin Encarnacion	-1B
Dioner Navarro	-DH
Brett Lawrie	-3B
Colby Rasmus	-CF
Maicer Izturis	-2B
Josh Thole	-C
R.A. Dickey	-P
John Gibbons	-MGR

2018

vs. NEW YORK (AL)

Devon Travis	-2B
Josh Donaldson	-3B
Justin Smoak	-1B
Curtis Granderson	-LF
Kendrys Morales	-DH
Randal Grichuk	-RF
Russell Martin	-C
Kevin Pillar	-CF
Aledmys Diaz	-SS
J.A. Happ	-P
John Gibbons	-MGR

2022

vs. TEXAS

George Springer	-CF
Bo Bichette	-SS
Vladimir Guerrero Jr.	-1B
Teoscar Hernández	-RF
Lourdes Gurriel Jr.	-LF
Alejandro Kirk	-DH
Matt Chapman	-3B
Danny Jansen	-C
Cavan Biggio	-2B
José Berrios	-P
Charlie Montoyo	-MGR

2011

vs. MINNESOTA

Rajai Davis	-CF
Yunel Escobar	-SS
Jose Bautista	-RF
Adam Lind	-1B
Aaron Hill	-2B
Edwin Encarnacion	-3B
Travis Snider	-LF
Juan Rivera	-DH
J.P. Arencibia	-C
Ricky Romero	-P
John Farrell	-MGR

2015

at NEW YORK

Jose Reyes	-SS
Russell Martin	-C
Jose Bautista	-RF
Edwin Encarnacion	-1B
Josh Donaldson	-3B
Dioner Navarro	-DH
Dalton Pompey	-CF
Kevin Pillar	-LF
Devon Travis	-2B
Drew Hutchison	-P
John Gibbons	-MGR

2019

vs. DETROIT

Brandon Drury	-3B
Randal Grichuk	-RF
Teoscar Hernandez	-LF
Justin Smoak	-1B
Lourdes Gurriel Jr.	-2B
Kevin Pillar	-CF
Rowdy Tellez	-DH
Danny Jansen	-C
Freddy Galvis	-SS
Marcus Stroman	-P
Charlie Montoyo	-MGR

2023

at ST. LOUIS

George Springer	-RF
Bo Bichette	-SS
Vladimir Guerrero Jr.	-1B
Daulton Varsho	-LF
Alejandro Kirk	-C
Brandon Belt	-DH
Matt Chapman	-3B
Whit Merrifield	-2B
Kevin Kiermaier	-CF
Alek Manoah	-P
John Schneider	-MGR

2012

at CLEVELAND

Yunel Escobar	-SS
Kelly Johnson	-2B
Jose Bautista	-RF
Adam Lind	-1B
Edwin Encarnacion	-DH
Brett Lawrie	-3B
Eric Thames	-LF
J.P. Arencibia	-C
Colby Rasmus	-CF
Ricky Romero	-P
John Farrell	-MGR

2016

at TAMPA BAY

Kevin Pillar	-CF
Josh Donaldson	-3B
Jose Bautista	-RF
Edwin Encarnacion	-DH
Troy Tulowitzki	-SS
Chris Colabello	-1B
Michael Saunders	-LF
Russell Martin	-C
Ryan Goins	-2B
Marcus Stroman	-P
John Gibbons	-MGR

2020

at TAMPA BAY

Bo Bichette	-SS
Cavan Biggio	-2B
Vladimir Guerrero Jr.	-1B
Travis Shaw	-3B
Randal Grichuk	-CF
Rowdy Tellez	-DH
Teoscar Hernandez	-RF
Derek Fisher	-LF
Danny Jansen	-C
Hyun Jin Ryu	-P
Charlie Montoyo	-MGR

2024

at TAMPA BAY

George Springer	-RF
Vladimir Guerrero Jr.	-1B
Bo Bichette	-SS
Justin Turner	-DH
Daulton Varsho	-LF
Alejandro Kirk	-C
Kevin Kiermaier	-CF
Isiah Kiner-Falefa	-3B
Cavan Biggio	-2B
José Berrios	-P
John Schneider	-MGR

FIRST TO 100 HOME RUNS

In 2021, the Blue Jays became the first team in the Majors to reach 100 home runs, doing so for the 4th time in franchise history.

Year	Game	Date	Opponent
1990	75	June 28	Boston
2010	65	June 14	San Diego
2014	76	June 21	Cincinnati
2021	64	June 14	Boston





TORONTO BLUE JAYS RECORDS

JOSÉ BERRÍOS

SEASON RECORDS

CLUB STATISTICS

YEAR-BY-YEAR RECORD

YEAR	WON-LOST	PCT	HOME	PCT	ROAD	PCT	POS	GB	MANAGER
1977	54-107	.335	25-55	.313	29-52	.358	7th	45.5	Roy Hartsfield
1978	59-102	.366	37-44	.457	22-58	.275	7th	50.0	Roy Hartsfield
1979	53-109	.327	32-49	.395	21-60	.259	7th	50.5	Roy Hartsfield
1980	67-95	.414	35-46	.432	32-49	.395	7th	36.0	Bob Mattick
1981	16-42	.276	17-36	.320	20-33	.377	7th	19.0	Bob Mattick
	21-27	.438					7th	7.5	Bob Mattick
		(2nd half)							
1982	78-84	.481	44-37	.543	34-47	.420	16th	17.0	Bobby Cox
1983	89-73	.549	48-33	.593	41-40	.506	4th	9.0	Bobby Cox
1984	89-73	.549	49-32	.605	40-41	.494	2nd	15.0	Bobby Cox
1985	99-62	.615	54-26	.675	45-36	.556	1st	+2.0	Bobby Cox
1986	86-76	.531	42-39	.519	44-37	.543	4th	9.5	Jimmy Williams
1987	96-66	.593	52-29	.642	44-37	.543	2nd	2.0	Jimmy Williams
1988	87-75	.537	45-36	.556	42-39	.519	T3rd	2.0	Jimmy Williams
1989	89-73	.549	46-35	.568	43-38	.531	1st	+2.0	Williams/Gaston
1990	86-76	.531	44-37	.543	42-39	.519	2nd	2.0	Cito Gaston
1991	91-71	.562	46-35	.568	45-36	.556	1st	+2.0	Gaston/Tenace
1992	96-66	.593	53-28	.654	43-38	.531	1st	+4.0	Cito Gaston
1993	95-67	.586	48-33	.593	47-34	.580	1st	+7.0	Cito Gaston
1994	55-60	.478	33-26	.559	22-34	.393	3rd	16.0	Cito Gaston
1995	56-88	.389	29-43	.403	27-45	.375	5th	31.0	Cito Gaston
1996	74-88	.457	35-46	.432	39-42	.481	4th	18.0	Cito Gaston
1997	76-86	.469	42-39	.519	34-47	.420	5th	22.0	Gaston/Queen
1998	88-74	.543	51-30	.630	37-44	.457	3rd	26.0	Tim Johnson
1999	84-78	.519	40-41	.494	44-37	.543	3rd	14.0	Jim Fregosi
2000	83-79	.512	45-36	.556	38-43	.469	3rd	4.5	Jim Fregosi
2001	80-82	.493	40-42	.488	40-40	.500	3rd	16.0	Buck Martinez
2002	78-84	.481	42-39	.519	36-45	.444	3rd	25.5	Martinez/Tosca
2003	86-76	.530	41-40	.506	45-36	.556	3rd	15.0	Carlos Tosca
2004	67-94	.416	40-41	.494	27-53	.338	5th	33.5	Tosca/Gibbons
2005	80-82	.494	43-38	.531	37-44	.457	3rd	15.0	John Gibbons
2006	87-75	.537	50-31	.617	37-44	.457	2nd	10.0	John Gibbons
2007	83-79	.512	49-32	.605	34-47	.420	3rd	13.0	John Gibbons
2008	86-76	.531	47-34	.580	39-42	.481	4th	11.0	Gibbons/Gaston
2009	75-87	.463	44-37	.543	31-50	.383	4th	28.0	Cito Gaston
2010	85-77	.525	45-33	.577	40-44	.476	4th	11.0	Cito Gaston
2011	81-81	.500	42-39	.519	39-42	.481	4th	16.0	John Farrell
2012	73-89	.451	41-40	.506	32-49	.395	4th	22.0	John Farrell
2013	74-88	.457	40-41	.494	34-47	.420	5th	23.0	John Gibbons
2014	83-79	.512	46-35	.568	37-44	.457	3rd	13.0	John Gibbons
2015	93-69	.574	53-28	.654	40-41	.494	1st	+6.0	John Gibbons
2016	89-73	.549	46-35	.568	43-38	.531	T2nd	4.0	John Gibbons
2017	76-86	.469	42-39	.519	29-52	.420	4th	17.0	John Gibbons
2018	73-89	.451	40-41	.494	33-48	.407	4th	35.0	John Gibbons
2019	67-95	.414	35-46	.432	32-49	.395	4th	36.0	Charlie Montoyo
2020	32-28	.533	17-9	.654	15-19	.441	3rd	8.0	Charlie Montoyo
2021	91-71	.562	47-33	.588	44-38	.537	4th	9.0	Charlie Montoyo
2022	92-70	.568	47-34	.580	45-36	.556	2nd	7.0	Montoyo/Schneider
2023	89-73	.549	43-38	.530	46-35	.568	3rd	12.0	John Schneider
2024	74-88	.457	39-42	.481	35-46	.432	5th	20.0	John Schneider
TOTAL	3761-3788	.498	2011-1758	.534	1750-2030	.463			





P.O. Box 1838
386 Church St. S.
St. Marys, ON N4X 1C2

Web site: www.baseballhalloffame.ca
E-mail: baseball@baseballhalloffame.ca
Phone: (519) 284-1838

Hours:

www.baseballhalloffame.ca

BOARD CHAIR

Jeremy Diamond

DIRECTOR OF OPERATIONS

Scott Crawford

CURATOR

Lindsay Earle

**2025 INDUCTION WEEKEND
OPENING RECEPTION**

Thursday, June 5

**2025 CELEBRITY GOLF
CLASSIC AND BANQUET**

Friday, June 6

**2025 HALL OF FAME
INDUCTION CEREMONY**

Saturday, June 7

Induction ceremony:

2025 Class:

- Amanda Asay
- José Bautista
- Érik Bédard
- Greg Hamilton
- Arlene Noga
- Gerry Snyder

**TORONTO BLUE JAYS
HALL-OF-FAMERS**

- 1985 - Ron Taylor
- 1986 - Bobby Prentice
- 1997 - Pat Gillick
- 1999 - Bobby Mattick
- 2000 - Jim Fanning
- 2001 - Dave McKay
- 2002 - Paul Beeston, Cito Gaston,
Don McDougall
- 2003 - Joe Carter
- 2004 - N.E. (Peter) Hardy
- 2005 - Dave Stieb
- 2008 - Tony Fernandez, Peter
Widdington
- 2009 - Ernie Whitt
- 2010 - Roberto Alomar, Paul Quantrill
- 2011 - Tom Henke
- 2013 - George Bell, Rob Ducey,
Tom Cheek
- 2014 - Jim Ridley
- 2015 - Carlos Delgado, Corey Koskie,
Matt Stairs
- 2016 - Pat Hentgen, Howard Starkman,
Tony Kubeck
- 2017 - Roy Halladay
- 2018 - Lloyd Moseby
- 2019 - Gord Ash
- 2020 - Duane Ward, John Olerud,
Jacques Doucet
- 2022 - Jeff Francis
- 2023 - Jesse Barfield, Denis Boucher
- 2024 - Jimmy Key, Russell Martin

**NOTABLE BLUE JAYS
ARTIFACTS AT THE HALL**

- Photo from 1st pitch in Blue Jays history
- 1992 & 1993 - World Series Rings
- Joe Carter's helmet from '93 World Series home run...SkyDome's homeplate from World Series...World Series MVP trophy from Paul Molitor
- Roy Halladay 2003 All-Star jersey, hat and cleats
- Tony Fernandez World Series glove
- John Olerud '93 All-Star game bat
- Mike Timlin '92 World Series jersey
- Russell Martin 2015 catching gear
- Matt Stairs game used bat
- Brett Lawrie game used bat
- Mark Teahen's cleats
- Roger Clemens Jersey
- Pitching rubber and seats from Exhibition Stadium
- Tom Cheek's microphone
- Dave Stieb's Jersey and spikes
- Paul Quantrill game used glove and jersey
- Brett Lawrie game used bat
- Carlos Delgado bat
- Player's Locker from 2020 season at Sahlen Field in Buffalo
- Jordan Romano Lansing Lugnuts jersey
- Ball from July 22, 2022, Toronto's club-record 26-run game



CLINCHING/ELIMINATION DATES (DIVISION WINNER)

YEAR	DATE	GP	ELIMINATED/CLINCHED VS.	H/A	TOR-OPP	DIVISION WINNER	GBL
1977	Aug. 30	129 a	Did Not Play	—	—	New York	33.0
1978	Aug. 29	133 b	Texas	A	4-1	New York	30.5
1979	Aug. 19	123	California	A	2-4	Baltimore	41.0
1980	Sept. 7	137 c	Chicago	H	7-6	New York	27.0
+1981	May 17	34 d	Cleveland	A	0-1	New York	10.0
	Sept. 22	39	Oakland	H	2-4	Milwaukee	5.5
1982	Sept. 14	143 e	Did Not Play	—	—	Milwaukee	19.0
1983	Sept. 21	153	Seattle	H	4-3	Baltimore	11.0
1984	Sept. 18	151	Boston	H	10-3	Detroit	13.0
1985	Oct. 5	160	New York	H	5-1	Toronto	+2.0
1986	Sept. 28	156	Boston	A	3-12	Boston	9.0
1987	Oct. 4	162	Detroit	A	0-1	Detroit	2.0
1988	Sept. 25	156	Cleveland	A	3-4	Boston	7.5
1989	Sept. 30	161	Baltimore	H	4-3	Toronto	+2.0
1990	Oct. 3	162	Baltimore	A	2-3	Boston	2.0
1991	Oct. 2	159	California	H	6-5	Toronto	+7.0
1992	Oct. 3	161	Detroit	H	3-1	Toronto	+3.0
1993	Sept. 27	156	Milwaukee	A	2-0	Toronto	+6.5
1994	SEASON ENDED DUE TO PLAYER STRIKE						
1995	Sept. 3	118	Chicago	A	5-6	Boston	24.5
1996	Sept. 13	147	New York	H	1-4	New York	16.5
1997	Sept. 9	144 f	Anaheim	H	2-0	Baltimore	20.0
1998	Aug. 28	136 g	New York	H	7-6	New York	29.0
1999	Sept. 19	150	Chicago	H	2-3	New York	13.5
2000	Sept. 28	159	Baltimore	A	1-23	New York	4.5
2001	Sept. 21	147	Tampa Bay	H	4-7	New York	16.0
2002	Sept. 3	138	Chicago	H	4-5	New York	25.5
2003	Sept. 13	148 h	Baltimore	H	6-1	New York	16.0
2004	Sept. 4	136	Oakland	H	5-9	New York	27.5
2005	Sept. 20	150 i	Baltimore	H	6-4	New York	15.0
2006	Sept. 19	151	New York	H	3-6	New York	13.0
2007	Sept. 14	147 j	Baltimore	H	2-6	Boston	13.0
2008	Sept. 19	154	Boston	H	3-4	Tampa Bay	11.0
2009	Sept. 7	137	Minnesota	H	3-6	New York	28.0
2010	Sept. 18	148 k	Baltimore	A	4-3	Tampa Bay	11.0
2011	Sept. 13	148	Boston	A	6-18	New York	16.0
2012	Sept. 19	146	New York	A	2-4 (GM 1)	New York	22.0
2013	Sept. 7	142 l	Boston	A	11-2	Boston	23.0
2014	Sept. 16	150	Baltimore	A	2-8	Baltimore	13.0
2015	Sept. 30	156	Baltimore	A	15-2	Toronto	+6.0
2016	Sept. 28	158	Baltimore	H	2-3	Boston	4.0
2017	Sept. 15	148 m	Boston	A	4-3	Boston	17.0
2018	Aug. 28	132	Baltimore	A	5-12	Boston	35.0
2019	Aug. 23	131	Seattle	A	4-7	New York	36.0
2020	Sept. 24	57	New York	H	4-1	Tampa Bay	8.0
2021	Oct. 3	162 n	Boston	H	12-4	Tampa Bay	9.0
2022	Sept. 29	156	Did Not Play	—	—	New York	7.0
2023	Sept. 30	161 o	Did Not Play	—	—	Baltimore	12.0
2024	Sept. 20	154	Tampa Bay	A	0-1	New York	20.0

- a New York defeated Seattle, 6-5, to eliminate Blue Jays
- b Boston (leader on Aug. 29) defeated Seattle, 10-5, to eliminate Blue Jays
- c New York defeated California, 4-1, to eliminate Blue Jays, 2nd game of DH
- d 1st game of DH
- + Split-Season
- e Milwaukee defeated Detroit, 6-3, to eliminate Blue Jays
- f Baltimore defeated Detroit, 16-6, to eliminate Blue Jays
- g Baltimore defeated Cleveland, 9-3, to eliminate Blue Jays
- h New York defeated Tampa Bay in Gm #1 of double header, 6-5, to eliminate Blue Jays
- i Yankees defeated Orioles, 12-9, to eliminate Blue Jays
- j Yankees defeated Orioles, 2-1, to eliminate Blue Jays
- k Yankees defeated Orioles, 11-3, to eliminate Blue Jays
- l Red Sox defeated Yankees, 13-9, to eliminate Blue Jays
- m Red Sox defeated Rays, 13-6, to eliminate Blue Jays
- n Red Sox defeated Nationals, 7-5, to eliminate Blue Jays
- o Rangers defeated Mariners, 6-1, to clinch a postseason berth for the Blue Jays



ALL-TIME WON-LOST BREAKDOWN

Year	Home	Road	vs East	vs Cent	vs West	vs NL	One-Run	Extra Inning	DH's W-L-S
1977	25-55	29-52	31-58	—	23-49	—	17-27	4-11	1-7-8
1978	37-44	22-58	28-61	—	31-41	—	23-30	7-8	3-8-6
1979	32-49	21-60	22-56	—	31-53	—	19-28	2-10	0-3-7
1980	35-46	32-49	28-50	—	39-45	—	23-21	10-8	5-1-4
1981	17-36	20-33	15-27	—	22-42	—	10-17	1-8	0-5-0
1982	44-37	34-47	33-45	—	45-39	—	28-30	10-5	3-3-2
1983	48-33	41-40	39-39	—	50-34	—	25-20	11-6	1-1-4
1984	49-32	40-41	37-41	—	52-32	—	34-25	6-12	2-4-1
1985	54-26	45-36	44-33	—	55-29	—	26-21	12-5	2-0-1
1986	42-39	44-37	42-36	—	44-40	—	22-25	10-13	1-2-1
1987	52-29	44-37	44-34	—	52-32	—	27-24	10-7	0-1-0
1988	45-36	42-39	47-31	—	40-44	—	21-17	6-6	0-0-0
1989	46-35	43-38	46-32	—	43-41	—	25-22	13-4	1-0-0
1990	44-37	42-39	42-36	—	44-40	—	24-27	4-8	0-0-0
1991	46-35	45-36	46-32	—	45-39	—	28-20	8-10	0-0-0
1992	53-28	43-38	45-33	—	51-33	—	28-20	7-2	0-0-2
1993	48-33	47-34	50-28	—	45-39	—	23-22	6-3	0-0-0
1994	33-26	22-34	13-22	24-25	18-13	—	13-15	3-6	0-0-1
1995	29-43	27-45	18-34	22-31	16-23	—	16-23	5-13	0-0-2
1996	35-46	39-42	22-30	30-32	22-26	—	19-22	7-10	0-0-0
1997	42-39	34-47	23-25	29-26	20-24	4-11	29-30	5-9	0-1-1
1998	51-30	37-44	27-21	28-26	24-20	9-7	28-17	8-8	0-1-0
1999	40-41	44-37	24-25	34-20	17-24	9-9	26-18	6-3	0-0-0
2000	45-36	38-43	28-21	28-25	18-24	9-9	21-19	2-6	0-0-0
2001	40-42	40-40	37-39	19-13	16-20	8-10	28-21	10-6	1-0-0
2002	42-39	36-45	41-35	16-16	12-24	9-9	23-21	4-8	0-0-0
2003	41-40	45-36	37-39	22-14	17-15	10-8	14-23	4-4	0-0-0
2004	40-41	27-53	29-46	13-19	17-19	8-10	17-22	4-7	0-1-1
2005	43-38	37-44	38-36	15-19	19-17	8-10	16-31	4-6	0-0-0
2006	50-31	37-44	43-31	18-17	17-18	9-9	20-10	7-1	0-0-0
2007	49-32	34-47	36-36	19-18	18-17	10-8	29-25	8-9	0-0-0
2008	47-34	39-42	37-35	24-12	17-19	8-10	24-32	6-9	0-0-0
2009	44-37	31-50	22-46	23-15	19-15	7-11	21-28	7-13	0-1-0
2010	45-33	40-44	39-33	22-19	17-14	7-11	24-28	4-6	0-0-1
2011	42-39	39-42	33-39	18-15	22-17	8-10	29-28	13-4	0-0-0
2012	41-40	32-49	29-43	21-16	14-21	9-9	15-25	7-6	0-0-1
2013	40-41	34-47	30-46	16-16	17-17	11-9	20-29	8-9	0-0-0
2014	46-35	37-44	39-37	16-16	15-19	13-7	15-20	5-8	0-0-0
2015	53-28	40-41	42-34	20-14	19-13	12-8	15-28	8-6	1-0-1
2016	46-35	43-38	40-36	18-15	18-15	13-7	21-25	4-9	0-0-0
2017	42-39	34-47	33-43	13-18	21-14	9-11	26-27	5-14	0-1-0
2018	40-41	33-48	30-46	18-15	12-21	13-7	23-17	10-6	1-0-1
2019	35-46	32-49	33-43	17-18	14-17	3-17	18-32	7-8	0-0-0
2020	17-9	15-19	22-18	—	—	10-10	13-10	5-6	1-1-1
2021	47-33	44-38	42-34	19-15	16-16	14-6	15-15	3-9	2-0-6
2022	47-34	45-36	43-33	19-15	17-15	13-7	30-20	8-7	1-2-2
2023	43-38	46-35	21-31	22-10	16-16	30-16	25-20	10-9	1-0-0
2024	39-42	35-46	21-31	13-19	20-12	20-26	19-30	5-5	0-0-1

DOUBLEHEADER

The Blue Jays have played 125 doubleheaders in franchise history and have a 27-43-55 record...The Blue Jays last played back-to-back doubleheaders on July 28-29, 1997 in Milwaukee and lost all four games...Toronto has played 10 back-to-back twin bills and are 2-6-2, including four straight doubleheaders over six days in 1978 from June 11-16...Have played 11 split gate doubleheaders (split DH do not count as doubleheaders)...In 1980, the Blue Jays posted their best doubleheader record at 5-1-4, while in 1978 they lost a franchise-high eight, winning three and splitting six.

DOUBLEHEADER VS. EACH CLUB

TORONTO vs.	DH		
	W	L	S
Baltimore	4	8	6
Boston	1	2	9
Chicago (AL)	4	1	6
Cleveland	5	4	12
Detroit	2	1	2
Kansas City	1	3	1
Los Angeles (AL)	1	0	2
Milwaukee	1	9	2
Minnesota	1	3	1
New York (AL)	2	5	5
Oakland	1	2	3
Philadelphia	1	1	0
Seattle	1	1	1
St. Louis	0	1	0
Tampa Bay	0	1	1
Texas	2	1	4
TOTALS	27	43	55

DOUBLEHEADER SHUTOUTS

Did you know that the Blue Jays shut out opponents in both ends of a doubleheader only one time in franchise history? They beat Texas twice on July 18, 2021, winning 5-0 and 10-0 at Sahlen Field in Buffalo. Conversely, the Blue Jays have been shut out in both ends of a doubleheader twice, losing 8-0 and 6-0 to Boston in Toronto on September 5, 1977, and 15-0 and 2-0 to New York in Toronto on September 25, 1977.



STANDING BY MONTH

Year	May 1st (GB)	June 1st (GB)	July 1st (GB)	Aug. 1st (GB)	Sept. 1st (GB)
1977	5 (-3.0)	7 (-9.0)	7 (-13.5)	7 (-23.0)	7 (-32.5)
1978	7 (-6.5)	7 (-16.0)	7 (-25.5)	7 (-27.0)	7 (-30.5)
1979	6 (-7.0)	7 (-19.0)	7 (-30.5)	7 (-39.5)	7 (-45.0)
1980	1 (+1.0)	3 (-5.5)	7 (-14.0)	7 (-18.5)	7 (-24.0)
*1981	7 (-5.0)	7 (-14.0)	—	—	6 (-3.0)
1982	5 (-5.0)	7 (-9.0)	7 (-11.0)	7 (-10.0)	7 (-17.5)
1983	6 (-2.0)	1 (+0.5)	1 (+2.0)	4 (-2.5)	5 (-7.5)
1984	2 (-6.0)	2 (-5.5)	2 (-10.0)	2 (-12.0)	2 (-9.5)
1985	1 (+0.5)	1 (+4.0)	1 (+3.5)	1 (+7.5)	1 (+5.0)
1986	7 (-5.0)	7 (-10.0)	5 (-10.5)	4 (-5.5)	2 (-3.5)
1987	3 (-5.5)	2 (-2.0)	2 (-2.0)	2 (-2.5)	2 (-1.0)
1988	6 (-7.0)	6 (-12.0)	T5 (-9.0)	6 (-11.5)	5 (-10.5)
1989	7 (-3.5)	7 (-7.5)	4 (-7.0)	2 (-3.0)	T1
1990	3 (-1.5)	1 (+0.5)	2 (-3.5)	T1	2 (-6.5)
1991	2 (-0.5)	T1	1 (+4.5)	1 (+6.0)	1 (+3.5)
1992	1 (+2.0)	1 (+1.0)	1 (+1.0)	1 (+4.5)	1 (+1.5)
1993	4 (-2.5)	T2 (-2.5)	1 (+2.0)	T1	1 (+1.5)
1994	4 (-3.0)	4 (-10.0)	5 (-15.5)	4 (-15.5)	—
1995	3 (-0.5)	3 (-6.5)	5 (-10.0)	5 (-10.0)	4 (-21.5)
1996	3 (-3.0)	3 (-6.5)	3 (-11.5)	3 (-15.0)	4 (-13.5)
1997	4 (-5.0)	3 (-10.0)	3 (-13.5)	3 (-17.0)	4 (-21.0)
1998	5 (-8.5)	3 (-11.5)	3 (-17.5)	4 (-25.5)	3 (-28.0)
1999	2 (-2.5)	3 (-8.0)	3 (-9.5)	2 (-6.0)	3 (-12.5)
2000	4 (-4.5)	3 (-4.0)	1 (+3.0)	3 (-4.5)	3 (-5.5)
2001	T1	3 (-4.0)	T4 (-8.5)	3 (-15.5)	3 (-14.0)
2002	5 (-8.5)	4 (-18.0)	4 (-15.5)	4 (-20.5)	4 (-25.5)
2003	4 (-11.5)	3 (-2.0)	3 (-6.5)	3 (-13.0)	3 (-16.5)
2004	4 (-8.5)	4 (-9.0)	4 (-16.5)	5 (-21.0)	5 (-27.5)
2005	3 (-4.0)	3 (-3.5)	3 (-6.0)	3 (-6.0)	3 (-11.5)
2006	T2 (-1.0)	3 (-2.5)	3 (-4.0)	3 (-6.5)	3 (-11.5)
2007	2 (-3.5)	3 (-11.5)	2 (-10.5)	3 (-11.0)	3 (-11.5)
2008	5 (-5.5)	3 (-4.0)	5 (-10.0)	4 (-9.5)	4 (-14.5)
2009	1 (+1.0)	3 (-2.0)	4 (-7.0)	4 (-12.0)	4 (-24.5)
2010	3 (-5.5)	3 (-3.5)	4 (-8.0)	4 (-12.5)	4 (-13.0)
2011	3 (-3.5)	4 (-3.0)	4 (-9.5)	4 (-12.0)	4 (-15.5)
2012	4 (-3.0)	T4 (-3.0)	5 (-8.5)	5 (-10.0)	5 (-16.0)
2013	5 (-8.5)	5 (-9.5)	5 (-8.5)	5 (-14.0)	5 (-18.5)
2014	3 (-2.5)	1 (+3.5)	1 (+1.0)	2 (-2.5)	3 (-10.0)
2015	5 (-2.5)	4 (-3.5)	4 (-1.0)	T2 (-6.0)	1 (+1.5)
2016	3 (-3.5)	3 (-4.0)	3 (-5.5)	T2 (-1.0)	1 (+1.0)
2017	5 (-8.0)	5 (-6.5)	5 (-8.5)	5 (-8.5)	5 (-15.0)
2018	3 (-5.0)	4 (-14.0)	4 (-16.0)	4 (-25.5)	4 (-31.0)
2019	3 (-5.5)	4 (-16.5)	4 (-24.0)	4 (-26.5)	4 (-34.0)
2020	—	—	—	4 (-2.5)	3 (-5.5)
2021	2 (3.5)	4 (6.0)	3 (7.5)	4 (8.0)	4 (14.5)
2022	2 (1.5)	2 (5.5)	2 (12.5)	2 (11.5)	3 (8.0)
2023	3 (4.5)	4 (10.0)	4 (11.0)	3 (6.5)	3 (10.5)
2024	4 (5.0)	5 (12.5)	5 (14.5)	5 (14.0)	5 (13.0)

* Split-Season

IN FIRST PLACE (BEFORE GAMES ON THE 1ST)

MAY 1st	JUNE 1st	JULY 1st	AUG. 1st	SEPT. 1st	OCT. 1st
1981	1983	1983	1985	1985	1987
1985	1985	1985	1991	1989	1989
1992	1991 (T)	1991	1992	1991	1991
2001 (T)	1992	1992	1993	1992	1992
	2014	1993		1993	1993
		2000		2015	2015
		2014		2016	



BATTING

YEAR	AVG	G	AB	R	H	TB	2B	3B	HR			BB	SO	SH-SF	HBP	SB-CS	SLG	OBP
									T	H	-A							
1977	.252	161	5418	605	1367	2099	230	41	100	45	-55	499	819	81-34	23	65-55	.365	.316
1978	.250	161	5430	590	1358	1947	217	39	98	50	-48	448	645	77-37	23	28-52	.359	.308
1979	.251	162	5423	613	1362	1968	253	34	95	50	-45	448	663	65-38	36	75-56	.363	.311
1980	.251	162	5571	624	1398	2131	249	53	126	56	-70	448	813	63-34	33	67-72	.383	.309
1981	.226	106	3521	329	797	1163	137	23	61	34	-27	284	556	44-18	20	66-57	.330	.286
1982	.262	162	5526	651	1447	2117	262	45	106	62	-44	415	749	48-50	28	118-81	.383	.314
1983	.277	162	5581	795	1546	2431	268	58	167	101	-66	510	810	36-54	32	131-72	.436	.338
1984	.273	163	5687	750	1555	2395	275	68	143	59	-84	460	816	35-49	52	193-67	.421	.331
1985	.269	161	5508	759	1482	2343	281	53	158	75	-83	503	807	21-44	30	143-77	.425	.331
1986	.269	163	5716	809	1540	2438	285	35	181	87	-94	496	848	24-49	33	110-59	.427	.329
1987	.269	162	5635	845	1514	2512	277	38	215	101	-114	555	970	30-35	38	126-50	.446	.336
1988	.268	162	5557	763	1491	2330	271	47	158	78	-80	521	935	34-50	31	107-36	.419	.332
1989	.260	162	5581	731	1449	2220	265	40	142	64	-78	521	923	30-53	31	144-58	.398	.323
1990	.265	162	5589	767	1479	2343	263	50	167	93	-74	526	970	18-62	28	111-52	.419	.328
1991	.257	162	5489	684	1412	2196	295	45	133	75	-58	499	1043	56-65	58	148-53	.400	.322
1992	.263	162	5536	780	1458	2292	265	40	163	79	-84	561	933	26-54	47	129-39	.414	.333
1993	.279	162	5579	847	1556	2434	317	42	159	90	-69	588	861	46-54	52	170-49	.436	.350
1994	.269	115	3962	566	1064	1679	210	30	115	63	-52	387	691	30-44	38	79-26	.424	.336
1995	.260	144	5036	642	1309	2058	275	27	140	67	-73	492	906	33-45	44	75-16	.409	.328
1996	.259	162	5599	766	1451	2354	302	35	177	87	-90	529	1105	38-37	92	116-38	.420	.331
1997	.244	162	5473	654	1333	2131	275	41	147	68	-79	487	1138	38-52	59	134-50	.389	.310
1998	.266	163	5580	816	1482	2499	316	19	221	112	-109	564	1132	43-49	87	184-81	.448	.340
1999	.280	162	5642	883	1580	2581	337	14	212	96	-116	578	1077	28-45	76	119-48	.457	.352
2000	.275	162	5677	861	1562	2664	328	21	244	134	-110	526	1026	29-34	60	89-34	.469	.341
2001	.263	162	5663	767	1489	2433	287	36	195	94	-101	470	1094	34-43	74	156-55	.430	.325
2002	.261	162	5581	813	1457	2399	305	38	187	102	-85	522	1142	17-57	53	71-18	.430	.327
2003	.279	162	5661	894	1580	2573	357	33	190	94	-96	546	1081	11-56	90	37-25	.455	.349
2004	.260	161	5531	719	1438	2231	290	34	145	80	-65	513	1083	20-42	71	58-31	.403	.328
2005	.265	162	5581	775	1480	2273	307	39	136	76	-60	486	955	21-56	89	72-35	.407	.331
2006	.284	162	5596	809	1591	2590	348	27	199	121	-78	514	906	16-52	63	65-33	.463	.348
2007	.259	162	5536	753	1434	2321	344	24	165	90	-75	533	1044	33-48	47	57-22	.419	.327
2008	.264	162	5503	714	1453	2198	303	32	126	69	-57	521	938	48-56	59	80-27	.399	.331
2009	.266	162	5696	798	1516	2508	339	13	209	104	-105	548	1028	24-49	45	73-23	.440	.333
2010	.248	162	5495	755	1364	2496	319	21	257	146	-111	471	1164	16-34	55	58-20	.454	.312
2011	.249	162	5559	743	1384	2295	285	34	186	103	-83	525	1184	31-47	48	131-52	.413	.317
2012	.245	162	5487	716	1346	2231	247	22	198	102	-96	473	1251	33-45	55	123-41	.407	.309
2013	.252	162	5537	712	1398	2274	273	24	185	95	-90	510	1123	29-38	38	112-41	.411	.318
2014	.259	162	5549	723	1435	2296	282	24	177	98	-79	502	1151	35-40	41	78-21	.414	.323
2015	.269	162	5509	891	1480	2518	308	17	232	123	-109	570	1151	36-62	54	88-23	.457	.340
2016	.248	162	5479	759	1358	2333	276	18	221	107	-114	632	1362	26-40	55	54-24	.426	.330
2017	.240	162	5499	693	1320	2265	269	5	222	105	-117	542	1327	25-35	51	53-24	.412	.312
2018	.244	162	5477	709	1336	2339	320	16	217	115	-102	499	1387	5-37	58	47-30	.427	.312
2019	.236	162	5493	726	1299	2352	270	21	247	136	-111	509	1514	14-28	45	51-20	.428	.305
2020	.255	60	2023	302	516	892	104	4	88	43	-45	203	508	8-12	12	33-64	.441	.325
2021	.266	162	5476	846	1455	2552	285	13	262	135	-127	496	1218	10-35	51	81-20	.466	.330
2022	.264	162	5555	775	1464	2395	307	12	200	102	-98	500	1242	8-33	55	67-35	.431	.329
2023	.256	162	5562	746	1423	2317	292	19	188	85	-103	550	1303	4-32	69	99-34	.417	.329
2024	.241	162	5410	671	1306	2106	280	26	156	80	-76	510	1233	14-45	78	72-16	.389	.313

SWITCH-HITTERS (59)

Roberto Alomar	IF	Orlando Hudson	IF	Jose Reyes	SS
Alan Ashby	C	Cesar Izturis	IF	Jarrod Saltalamacchia	C
Steward Berroa	OF	Maicer Izturis	IF	David Segui	IF/DH
Emilio Bonifacio	IF	Bobby Kielty	OF	Ruben Sierra	OF
Bobby Brown	OF	Chris Latham	OF	Ryan Simmons	OF
Melky Cabrera	OF	Manny Lee	IF	Justin Smoak	IF
Domingo Cedenio	OF	Nelson Liriano	IF	Yangervis Solarte	IF
Jonatan Clase	OF	Felipe Lopez	IF	Darnell Sweeney	IF
Dave Collins	OF	Lee Mazzilli	OF/DH	Richard Urena	IF
Felipe Crespo	OF	Dave McKay	IF	Breyvic Valera	IF
Jose Cruz Jr.	OF	Brian McRae	OF	Jonathan Villar	IF
Junior Felix	OF	Kendrys Morales	DH	Omar Vizquel	IF
Tony Fernandez	IF	Dioner Navarro	C	Turner Ward	OF
Luis Figueroa	IF	Otis Nixon	OF	Mitch Webster	OF
Freddy Galvis	IF	Ray Olmedo	IF	Devon White	OF
Alfredo Griffin	IF	Jimmy Paredes	IF/OF	Mark Whitten	OF
Alen Hanson	IF	Cliff Pennington	IF	Ted Wilborn	OF
John Hattig	IF	Tomas Perez	IF	Mookie Wilson	OF
Tyler Heinemann	C	Tony Phillips	OF	Gregg Zaun	C
Dave Hollins	DH	Dalton Pompey	OF		



PITCHING

YEAR	W-L	ERA	G	CG	SHO	SV	IP	H	R	ER	HR	HB	BB	SO	WP
1977	54-107	4.57	161	40	3	20	1428.1	1538	822	726	152	20	623	771	62
1978	59-102	4.54	161	35	5	23	1429.1	1529	775	721	149	22	614	758	47
1979	53-109	4.82	162	44	7	11	1417.0	1537	862	759	165	40	594	613	64
1980	67-95	4.19	162	39	9	23	1466.0	1523	762	683	135	28	635	705	41
1981	37-69	3.81	106	20	4	18	953.1	908	466	404	72	36	377	451	41
1982	78-84	3.95	162	41	13	25	1443.2	1428	701	633	147	25	493	776	38
1983	89-73	4.12	162	43	8	32	1445.1	1434	726	662	145	42	517	835	25
1984	89-73	3.86	163	34	10	33	1464.0	1433	696	628	140	34	528	875	42
1985	99-62	3.31	161	18	9	47	1448.0	1312	588	529	147	26	484	823	36
1986	86-76	4.08	163	16	12	44	1476.0	1467	733	669	164	45	487	1002	38
1987	96-66	3.74	162	18	8	43	1454.0	1323	655	605	158	22	567	1064	56
1988	87-75	3.80	162	16	17	47	1449.0	1404	680	611	143	59	528	904	48
1989	89-73	3.58	162	12	12	38	1467.0	1408	651	584	99	45	478	849	58
1990	86-76	3.84	162	6	9	48	1454.0	1434	661	620	143	37	445	892	43
1991	91-71	3.50	162	10	16	60	1462.2	1301	622	569	121	43	523	971	55
1992	96-66	3.91	162	18	14	49	1440.2	1346	682	626	124	45	541	954	66
1993	95-67	4.21	162	11	11	50	1441.1	1441	742	674	134	32	620	1023	83
1994	55-60	4.70	115	13	4	26	1025.0	1053	579	535	127	32	482	832	54
1995	56-88	4.88	144	16	8	22	1292.2	1336	777	701	145	51	654	894	73
1996	74-88	4.57	162	19	7	35	1445.2	1476	809	734	187	36	610	1033	61
1997	76-86	3.92	162	19	16	34	1442.2	1453	694	628	167	39	497	1150	54
1998	88-74	4.28	163	10	11	47	1465.0	1443	768	697	169	45	587	1154	34
1999	84-78	4.92	162	14	9	39	1439.0	1582	862	787	191	53	575	1009	55
2000	83-79	5.14	162	15	4	37	1437.1	1615	908	821	195	64	560	978	37
2001	80-82	4.28	162	7	10	41	1462.2	1553	753	696	165	76	490	1041	33
2002	78-84	4.80	162	6	6	41	1438.1	1504	828	767	177	71	590	991	57
2003	86-76	4.69	162	14	6	36	1435.0	1560	826	748	184	57	485	984	56
2004	67-94	4.91	161	6	11	37	1421.0	1505	823	775	181	58	608	956	60
2005	80-82	4.06	162	9	8	35	1447.0	1475	705	653	185	68	444	958	39
2006	87-75	4.37	162	6	6	42	1428.1	1447	754	694	185	59	504	1076	53
2007	83-79	4.00	162	11	9	44	1448.2	1383	699	644	157	55	479	1067	42
2008	86-76	3.49	162	15	13	44	1446.2	1330	610	561	134	67	467	1184	51
2009	75-87	4.47	162	10	10	25	1451.0	1509	771	720	181	58	551	1181	43
2010	85-77	4.22	162	5	11	45	1440.2	1407	728	676	150	60	539	1184	69
2011	81-81	4.32	162	7	10	33	1458.2	1433	761	700	179	77	540	1169	73
2012	73-89	4.64	162	5	11	29	1443.2	1439	784	745	204	55	574	1142	56
2013	74-88	4.25	162	4	11	39	1452.0	1451	756	685	195	65	500	1208	54
2014	83-79	4.00	162	3	16	45	1443.0	1400	686	642	151	57	490	1199	43
2015	93-69	3.80	162	7	10	34	1441.0	1353	670	609	173	59	397	1117	62
2016	89-73	3.78	162	0	10	43	1459.1	1340	666	613	183	59	461	1314	50
2017	76-86	4.42	162	2	6	45	1465.0	1460	784	720	203	48	549	1372	53
2018	73-89	4.85	162	0	3	39	1433.2	1476	832	772	208	67	551	1298	71
2019	67-95	4.79	162	1	7	33	1440.1	1450	828	767	228	69	604	1332	70
2020	32-28	4.60	60	0	1	17	524.2	517	312	268	81	14	250	519	14
2021	91-71	3.91	162	1	14	34	1405.1	1257	663	610	209	75	473	1468	54
2022	92-70	3.87	162	0	10	46	1441.1	1356	679	620	180	76	424	1390	29
2023	89-73	3.78	162	1	15	51	1451.2	1326	671	610	198	62	488	1528	42
2024	74-88	4.29	4.29	3	9	36	1427.1	1316	743	681	208	71	503	1314	31



BLUE JAYS PITCHERS WHOSE MLB DEBUT CAME AS A STARTER

***TEAM RECORD IS 22-29 IN THESE CONTESTS**

Pitcher	Date	Opp.	Dec./Line	Final Score
Jerry Garvin	April 10, 1977	CWS	W, 8.0, 6H, ER, 4BB, 2K	W, 3-1
Jeff Byrd	June 20, 1977	CLE	ND, 5.0, 5H, 3ER, 5BB, 4K	L, 8-5
Jim Clancy	July 26, 1977	TEX	L, 2.0, 5H, 5ER, 3BB, K	L, 14-0
Mike Darr	Sept. 6, 1977	BOS	L, 1.1, 3H, 5ER, 4BB, K, HR	L, 11-2
Phil Huffman	April 10, 1979	at CWS	W, 6.0, 7H, ER, 3K	W, 10-2
Dave Stieb	June 29, 1979	at BAL	L, 6.0, 6H, 5ER, 2BB, 5K, 2HR	L, 6-1
Butch Edge	Aug. 13, 1979	at OAK	W, 6.2, 6H, ER, 2BB, 5K	W, 4-2
Luis Leal	May 25, 1980	NY Yankees	W, 7.2, 12H, 3ER, 4BB, HR	W, 9-6
Mark Eichhorn	Aug. 30, 1982	BAL	L, 4.2, 6H, 5ER, 3BB, 5K, HR	L, 6-3
Matt Williams	Aug. 2, 1983	NY Yankees	W, 5.0, 5H, 5ER, 4BB, 3K, 3HR	W, 13-6
David Wells	June 30, 1987	NY Yankees	L, 4.0, 9H, 4ER, 2BB, 4K	L, 4-0
Alex Sanchez	May 23, 1989	MIN	ND, 6.0, 5H, ER, 5BB, K	W, 2-1
Mauro Gozzo	Aug. 8, 1989	TEX	W, 8.0, 3H, 3BB, 4K	W, 7-0
Denis Boucher	April 12, 1991	MIL	ND, 5.1, 5H, 3ER, BB, K, 2HR	W, 5-4
Juan Guzman	June 7, 1991	at BAL	L, 4.2, 6H, 4ER, 3BB, 4K	L, 5-3
Scott Brow	April 28, 1993	KC	L, 6.0, 5H, 4ER, 2BB, 2K	L, 5-3
Giovanni Carrara	July 29, 1995	OAK	W, 5.0, 7H, 5ER, 5BB, 2K, HR	W, 18-11
Jeff Ware	Sept. 2, 1995	at CWS	L, 1.1, 7H, 6ER, 3BB, K	L, 10-4
Chris Carpenter	May 12, 1997	at MIN	L, 3.0, 8H, 5ER, 3BB, 5K	L, 12-2
Roy Halladay	Sept. 20, 1998	at TB	ND, 5.0, 8H, 2ER, 2BB, 5K, HR	W, 7-5
Pasqual Coco	July 17, 2000	NY Yankees	ND, 4.0, 5H, 4ER, 5BB, 2K, HR	L, 7-5
Brandon Lyon	Aug. 4, 2001	BAL	W, 7.1, 4H, ER, BB, 5K	W, 2-1
Mike Smith	April 26, 2002	at ANA	L, 4.0, 7H, 4ER, 2BB, K	L, 4-0
David Bush	July 2, 2004	at MON	L, 5.2, 4H, ER, BB, 4K	L, 2-0
Gustavo Chacin	Sept. 20, 2004	at NY Yankees	W, 7.0, 4H, 3ER, 3BB, 2K	W, 6-3
Dustin McGowan	July 30, 2005	TEX	ND, 5.0, 2H, ER, 3BB, 6K	L, 3-2
Casey Janssen	April 27, 2006	BAL	ND, 4.0, 3H, 2ER, 3BB	L, 7-5
Ty Taubenheim	May 20, 2006	at COL	L, 5.0, 5H, 3ER, 3BB, 3K, HR	L, 5-1
Jesse Litch	May 15, 2007	BAL	W, 8.2, 4H, ER, 3BB, K	W, 2-1
David Purcey	April 18, 2008	DET	ND, 4.1, 2H, ER, 7BB, 3K	L, 8-4
Scott Richmond	July 30, 2008	TB	L, 5.1, 7H, 3ER, 4K, HR	L, 3-2
Ricky Romero	April 9, 2009	DET	W, 6.0, 7H, 2ER, 2BB, 5K, HR	W, 6-2
Robert Ray	May 2, 2009	BAL	ND, 5.2, 4H, 3ER, 4BB, 2K, HR	W, 5-4
Brett Cecil	May 5, 2009	CLE	ND, 6.0, 6H, ER, 6K	W, 10-6
Brad Mills	June 18, 2009	at PHI	ND, 3.2, 6H, 4ER, 4BB, 2K, 2HR	W, 8-7
Marc Rzepczynski	July 7, 2009	at TB	ND, 6.0, 2H, ER, 4BB, 7K	L, 3-1
Kyle Drabek	Sept. 15, 2010	at BAL	L, 6.0, 9H, 3ER, 3BB, 5K	L, 3-1
Zach Stewart	June 16, 2011	at BAL	ND, 7.0, 7H, 2ER, BB, 4K, HR	L, 4-3
Henderson Alvarez	Aug. 10, 2011	OAK	ND, 5.2, 8H, 3ER, BB, 4K, HR	W, 8-4
Drew Hutchison	April 21, 2012	at KC	W, 5.1, 8H, 5ER, 3BB, 4K, 2HR	W, 9-5
Sean Nolin	May 24, 2013	BAL	L, 1.1, 7H, 6ER, BB, HR	L, 10-6
Matt Boyd	June 27, 2015	TEX	L, 6.2, 9H, 4ER, 7K, 3HR	L, 4-0
Chris Rowley	Aug. 12, 2017	PIT	W, 5.1, 5H, 1ER, BB, 3K	W, 7-2
Ryan Borucki	June 26, 2018	at HOU	L, 6.0, 6H, 2ER, 4BB, 3K	L, 0-7
Sean Reid-Foley	Aug. 13, 2018	at KC	L, 5.0, 6H, 3ER, 3BB, 3K	L, 1-3
Trent Thornton	March 31, 2019	DET	ND, 5.0, 2H, 0R, 0BB, 8K	L, 3-4
Anthony Kay	Sept. 7, 2019	at TB	ND, 5.2, 4H, 2ER, 3BB, 8K	L, 3-5
Thomas Hatch	July 26, 2020	at TB	ND, 2.1, 0H, 0R, 2BB, 3K	L, 5-6
Nate Pearson	July 29, 2020	at WAS	ND, 5.0, 2H, 0R, 2BB, 5K	L, 0-4
Alek Manoah	May 27, 2021	at NY Yankees	W, 6.0, 2H, 0R, 2BB, 7K	W, 2-0
Yariel Rodriguez	April 13, 2024	COL	ND, 3.2, 4H, 1ER, 2BB, 6K	W, 5-3

BIOGRAPHIES

LAST SEASON

HISTORY

RECORDS

OPPONENTS

PLAYER DEV.

MEDIA & MISC.



BLUE JAYS HITTING – TEAM**BACK-TO-BACK HOME RUNS:** Joey Loperfido/Addison Barger, Aug. 23, 2024 vs. LAA (9th inn.)**BACK-TO-BACK-TO-BACK HOME RUNS:** Colby Rasmus/Jose Bautista/Edwin Encarnacion, June 19, 2012 at MIL (6th inn.)**THREE HOME RUNS, ONE INNING:** Bo Bichette (1R), Brandon Belt (1R), George Springer (2R), Aug. 20, 2023 at CIN (4th inn.)**FOUR HOME RUNS, ONE INNING:** Bo Bichette (2R), Alejandro Kirk (2R), Marcus Semien (3R), Teoscar Hernández (3R), Sept. 11, 2021 (2) (7th inn.)**HOME RUNS BY FIRST TWO BATTERS OF A GAME:** Marcus Semien and Bo Bichette, May 16, 2021 vs. PHI**20 or MORE HITS, ONE GAME:** Aug. 31, 2024 at MIN (23)**THREE CONSECUTIVE 10-RUN GAMES:** Sept. 11-12, 2021**FIVE or MORE STOLEN BASES:** June 6, 2015 vs. HOU**NO STRIKEOUTS, BATTING:** May 31, 2023 vs. MIL**10 OR MORE RUNS, ONE INNING:** 11 runs, 5th inning, July 22, 2022 at BOS**HOME RUN BY PITCHER:** Marcus Stroman, May 18, 2017 at ATL**BLUE JAYS HITTING – INDIVIDUAL****LEADOFF HOME RUN:** George Springer, Aug. 21, 2024 vs. CIN**INSIDE-THE-PARK HOME RUN:** George Springer, Sept. 24, 2023 at TB**GRAND SLAM HOME RUN:** Kevin Kiermaier, July 14, 2024 at ATL**PINCH-HIT HOME RUN:** Spencer Horwitz, Sept. 8, 2024 at ATL**PINCH-HIT GRAND SLAM:** Justin Smoak, Aug. 31, 2018 at MIA**WALK-OFF HOME RUN:** Addison Barger, Aug. 23, 2024 vs. LAA (9th inn.)**TWO HOME RUNS, ONE GAME:** Vladimir Guerrero Jr., Sept. 19, 2024 at TEX**THREE HOME RUNS, ONE GAME:** Bo Bichette, Sept. 5, 2022 at BAL (GM 2)**FOUR HOME RUNS, ONE GAME:** Carlos Delgado, Sept. 25, 2003 vs. TB**TWO PLAYERS, MULTI-HR GAME, SAME GAME:** Brandon Drury and Teoscar Hernández, July 27, 2019 vs. TB**TWO HOME RUNS, SAME INNING:** Edwin Encarnacion, July 26, 2013 vs. HOU (7th inn.)**HOME RUNS FROM BOTH SIDES OF THE PLATE, ONE GAME:** Justin Smoak, July 13, 2018 at BOS**HOME RUN, FIRST MAJOR LEAGUE AT-BAT:** Davis Schneider, Aug. 4, 2023 at BOS**HOME RUN, FIRST MAJOR LEAGUE HIT:** Davis Schneider, Aug. 4, 2023 at BOS**MULTI-HR GAME, MLB DEBUT:** J.P. Arencibia, Aug. 7, 2010 vs. TB (2-HR)**HIT, FIRST MAJOR LEAGUE PLATE APPEARANCE:** Davis Schneider, Aug. 4, 2023 at BOS (HR)**HOME RUN INTO ROGERS CENTRE FIFTH DECK:** Josh Donaldson, May 30, 2017 vs. CIN**SIX HITS, ONE GAME:** Lourdes Gurriel Jr., July 22, 2022 at BOS**TWO HITS, SAME INNING (two or more players):** Bo Bichette, Teoscar Hernández, and Lourdes Gurriel Jr., July 22, 2022 at BOS (5th inning)**HOME RUNS IN FIRST TWO INNINGS:** George Springer, June 27, 2024 vs. NYY**THREE TRIPLES (ONE INNING, TEAM):** Eric Thames, Rajai Davis and Jayson Nix, June 1, 2011 vs. CLE**FOUR OR MORE STEALS, ONE GAME:** Rajai Davis, July 28, 2013 vs. HOU (4)**STRAIGHT STEAL OF HOME:** Lourdes Gurriel Jr., April 9, 2019 at BOS**STEAL OF HOME (double steal):** Devon Travis, Sept. 11, 2018 at BOS**MULTI-HIT GAME BY PITCHER:** Trent Thornton (2), May 14, 2019 at SF**BATTING FOR THE CYCLE:** Cavan Biggio, Sept. 17, 2019 at BAL

BLUE JAYS PITCHING – TEAM**NO-HITTER:** Sept. 2, 1990 at CLE**ONE-HITTER:** Aug. 24, 2024 at LAA**SHUTOUT:** Sept. 19, 2024 at TEX**BACK-TO-BACK SHUTOUTS:** April 25-26, 2023 (vs. CWS)**BACK-TO-BACK-TO-BACK SHUTOUTS:** May 21-23, 1983 (vs. BAL, BAL & DET)**BACK-TO-BACK 1-0 SHUTOUTS:** June 12 and June 13, 1991 at CLE**1-0 GAME, WIN:** Aug. 18, 2024 at CHC**1-0 GAME, LOSS:** Sept. 20, 2024 at TB**BLUE JAYS PITCHING – INDIVIDUAL****NO-HITTER:** Dave Stieb, Sept. 2, 1990 at CLE**ONE-HITTER:** Shaun Marcum, Aug. 16, 2010 at OAK**TEN OR MORE STRIKEOUTS:** Kevin Gausman, Aug. 25, 2024 vs. LAA**SHUTOUT:** Kevin Gausman, June 8, 2024 at OAK**BACK-TO-BACK COMPLETE GAMES:** Mark Buehrle, May 29, 2015 at MIN and June 3, 2015 at WAS**BACK-TO-BACK COMPLETE GAME WINS:** Mark Buehrle, May 29, 2015 at MIN and June 3, 2015 at WAS**FOUR CONSECUTIVE COMPLETE GAMES:** Roy Halladay, April 12, 2008 at TEX, April 17, 2008 vs. TEX, April 23, 2008 at TB and April 29, 2008 at BOS**BACK-TO-BACK SHUTOUTS:** Roy Halladay, Sept. 25, 2009 vs. SEA and Sept. 30, 2009 at BOS**10+ INNINGS PITCHED:** Roy Halladay, April 13, 2007 vs. DET**SIX STRIKEOUTS TO START A GAME:** Aaron Sanchez, July 28, 2019 vs. TB (club record)**POSITION PLAYER PITCHING:** Tyler Heineman, Sept 27, 2024 vs. MIA**PITCHER PLAYING POSITION:** Dave Stieb, Aug. 29, 1980 vs. MIN (left field)**BLUE JAYS MISCELLANEOUS – TEAM****TRIPLE PLAY:** April 20, 2012 at KC**TURNUED FIVE OR MORE DOUBLE PLAYS:** April 9, 2011 at LAA (13.2 innings)**FOUR-GAME SWEEP:** Aug 22-26, 2024 vs. LAA**TIE GAME:** April 26, 1998 at CWS (5-5)**FOUR CONSECUTIVE EXTRA-INNING GAMES:** Sept. 16-20, 1991**SUSPENDED GAME:** June. 26, 2024 vs. BOS (2nd inning due to rain), completed Aug. 26 (won 4-1)**RAIN-SHORTENED GAME:** April 25, 2024 at KC (5.0 inn, lost 2-1)**GAME POSTPONED:** May 14, 2024 at BAL**DOUBLEHEADER:** July 29, 2024 at BAL**DOUBLEHEADER SWEEP:** July 6, 2023 at CWS**SPLIT DOUBLEHEADER:** Aug. 26, 2024 at BOS**PLAYER EJECTION:** George Springer, Aug. 13, 2024 at LAA**MANAGER EJECTION:** John Schneider, Sept. 22, 2024 at TB**POSITION PLAYERS WHO PITCHED FOR THE BLUE JAYS**

Player	Position	Year	W-L	ERA	G	IP	H	ER	BB	SO
Kusick, Craig	1B	1979	0-0	4.91	1	3.2	3	2	0	0
Bailor, Bob	INF/OF	1980	0-0	7.71	3	2.1	4	2	1	0
Leach, Rick	1B/OF	1984	0-0	27.00	1	1.0	2	3	2	0
Menechino, Frank	INF	2004	0-0	0.00	1	0.1	2	0	0	0
McCoy, Mike	INF/OF	2011	0-0	0.00	1	1.0	0	0	0	0
Mathis, Jeff	C	2012	0-0	9.00	2	2.0	4	2	1	0
Tolleson, Steve	INF	2014	0-0	0.00	2	1.0	1	0	0	1
Pennington, Cliff**	INF	2015	0-0	0.00	1	0.2	2	0	0	0
Goins, Ryan#	INF	2016	0-0	0.00	1	1.0	2	0	1	0
Barney, Darwin#	INF	2016	0-1	9.00	1	1.0	1	1	0	1
Morales, Kendrys	DH	2018	0-0	0.00	1	1.0	0	0	1	0
Maile, Luke	C	2019	0-0	0.00	2	2.0	1	0	0	3
Urena, Richard	INF	2019	0-0	36.00	1	1.0	4	4	1	0
Espinal, Santiago	INF	2020	0-0	9.00	2	2.0	3	2	1	0
Whit Merrifield	UTIL	2022	0-0	18.00	1	1.0	2	2	0	0
Ernie Clement	INF	2023-24	0-0	9.00	2	2.0	5	2	0	0
Isiah Kiner-Falefa	UTIL	2024	0-0	4.50	2	2.0	1	1	2	0
Tyler Heineman	C	2024	0-0	0.00	1	1.0	1	0	0	0

**playoff game

#Appeared in same game



OPPONENTS HITTING – TEAM**BACK-TO-BACK HOME RUNS:** Noelvi Marte/Jonathan India, Aug. 21, 2024 vs. CIN (6th inn.)**BACK-TO-BACK-TO-BACK HOME RUNS:** Brett Gardner/DJ LeMahieu/Luke Voit, Sept. 17, 2020 at NYY (4th inn.)**THREE HOME RUNS, ONE INNING:** Cal Raleigh, Dylan Moore, Julio Rodríguez, July 22, 2023 at SEA (3rd inn.)**FOUR HOME RUNS, ONE INNING:** Brett Gardner, Matt Holliday, Starlin Castro, Didi Gregorius, June 3, 2017 vs. NYY (8th inn.)**FIVE HOME RUNS, ONE INNING:** Brett Gardner, DJ LeMahieu, Luke Voit, Giancarlo Stanton and Gleyber Torres, Sept. 17, 2020 at NYY (4th inn.)**SIX or MORE HOME RUNS, ONE GAME:** July 19, 2021 vs. BOS (6)**TWO GRAND SLAMS, ONE GAME:** Ramon Hernandez and Miguel Tejada, Aug. 24, 2003 vs. OAK**HOME RUNS BY FIRST TWO BATTERS OF A GAME:** Brett Gardner and Aaron Judge, July 7, 2018 vs. NYY**20 or MORE HITS, ONE GAME (9-inning game):** April 12, 2024 vs. COL (20)**THREE CONSECUTIVE 10-RUN GAMES:** Sept. 15-17, 2020 at NYY**OPPONENTS HITTING – INDIVIDUAL****LEADOFF HOME RUN:** Kyle Schwarber, Sept. 4, 2024 vs. PHI**INSIDE-THE-PARK HOME RUN:** Victor Reyes, Aug. 27, 2021 at DET**GRAND SLAM HOME RUN:** Jackson Holliday, July 31, 2024 at BAL**PINCH-HIT HOME RUN:** Ryan O'Hearn, June 6, 2024 vs. BAL**PINCH-HIT GRAND SLAM:** Gregg Zaun, Aug. 16, 2009 at TB**WALK-OFF HOME RUN:** JJ Bleday, June 7, 2024 at OAK**TWO HOME RUNS, ONE GAME:** Jonah Bride, Sept. 27, 2024 vs. MIA**THREE HOME RUNS, ONE GAME:** Kyle Schwarber, Sept. 3, 2024 vs. PHI**HOME RUNS FROM BOTH SIDES OF THE PLATE, ONE GAME:** Ozzie Albies, July 11, 2018 at ATL**HOME RUN INTO ROGERS CENTRE FIFTH DECK:** Brandon Lowe, July 25, 2024 vs. TB**FIVE HITS, ONE GAME:** Kyle Schwarber, Sept. 3, 2024 vs. PHI**FOUR OR MORE STEALS, ONE GAME:** Michael Taylor, June 17, 2018 vs. WAS (4)**STRAIGHT STEAL OF HOME:** Erick Aybar, Sept. 20, 2011 vs. LAA**BATTING FOR THE CYCLE:** Rajai Davis, July 2, 2016 at CLE**OPPONENTS PITCHING – TEAM****PERFECT GAME:** May 15, 1981 at CLE**NO-HITTER:** April 1, 2024 at HOU**ONE-HITTER:** July 24, 2019 vs. CLE**SHUTOUT:** Sept. 20, 2024 at TB**BACK-TO-BACK SHUTOUTS:** Sept. 26, 2023 vs. NYY and Sept. 27, 2023 vs. NYY**BACK-TO-BACK 1-0 SHUTOUTS:** Aug. 25, 1990 vs. BOS and Aug. 26, 1990 vs. BOS**OPPONENTS PITCHING – INDIVIDUAL****PERFECT GAME:** Len Barker, May 15, 1981 at CLE**NO-HITTER:** Ronel Blanco, April 1, 2024 at HOU**ONE-HITTER:** Shane Bieber, July 24, 2019 vs. CLE**TEN OR MORE STRIKEOUTS:** Nick Pivetta, June 26, 2024 at BOS (10)**15 OR MORE STRIKEOUTS:** Chris Sale, May 11, 2018 vs. BOS (15)**SHUTOUT:** Cole Ragans, April 25, 2024 at KC (5.0 IP)**BACK-TO-BACK SHUTOUTS:** Mike Mussina, Sept. 26, 1995 vs. BAL and Scott Erickson, Sept. 27, 1995 vs. BAL**OPPONENTS MISCELLANEOUS – TEAM****TRIPLE PLAY:** Sept. 18, 2022 vs. BAL**TURNED FIVE OR MORE DOUBLE PLAYS:** April 18, 2016 at BOS**FOUR-GAME SWEEP:** Sept. 11-14, 2023 vs. TEX**FIVE-GAME SWEEP:** July 1-4, 2002 at BOS

ATTENDANCE RECORDS

Due to the COVID-19 pandemic, no fans attended any MLB regular-season games in 2020. Toronto was limited to 26 home dates over the course of the campaign, playing those contests at Sahlen Field in Buffalo, NY.

In 2021, Toronto played its first 21 home games at TD Ballpark in Dunedin, FL, the next 23 at Sahlen Field, and finished with 36 games at Rogers Centre after a return home on July 30. The club experienced various seating restrictions at each venue.

2024 ATTENDANCE

BLUE JAYS

AMERICAN LEAGUE				ON THE ROAD			
CLUB	DATES	AT HOME TOTAL	AVERAGE	DATES	TOTAL	AVERAGE	
BALTIMORE	7	220,310	31,473	5	123,446	24,689	
BOSTON	6	186,534	31,089	7	228,410	32,630	
NEW YORK	7	239,566	34,224	6	259,969	43,328	
TAMPA BAY	6	214,895	35,816	7	133,101	19,014	
CHICAGO	3	93,839	31,280	3	38,444	12,815	
CLEVELAND	3	116,151	38,717	3	100,480	33,493	
DETROIT	3	117,046	39,015	4	107,157	26,789	
HOUSTON	4	132,377	33,094	3	82,375	27,458	
KANSAS CITY	3	89,375	29,792	4	41,399	10,350	
LOS ANGELES	4	122,378	30,595	3	89,014	29,671	
MINNESOTA	3	101,474	33,825	3	87,914	29,305	
OAKLAND	3	113,003	37,668	3	36,607	12,202	
SEATTLE	3	94,339	31,446	3	107,642	35,881	
TEXAS	3	111,034	37,011	3	94,915	31,638	
AL TOTALS	58	1,952,321	33,661	57	1,530,873	26,857	

NATIONAL LEAGUE				ON THE ROAD			
CLUB	DATES	AT HOME TOTAL	AVERAGE	DATES	TOTAL	AVERAGE	
ARIZONA	-	-	-	3	89,294	29,765	
ATLANTA	-	-	-	3	111,900	37,300	
CHICAGO	-	-	-	3	114,486	38,162	
CINCINNATI	3	87,322	29,107	-	-	-	
COLORADO	3	87,988	29,329	-	-	-	
LOS ANGELES	3	118,146	39,382	-	-	-	
MIAMI	3	99,018	33,006	-	-	-	
MILWAUKEE	-	-	-	3	80,078	26,693	
NEW YORK	3	84,978	28,326	-	-	-	
PHILADELPHIA	2	47,564	23,782	2	74,173	37,087	
PITTSBURGH	3	104,727	34,909	-	-	-	
SAN DIEGO	-	-	-	3	132,690	44,230	
SAN FRANCISCO	-	-	-	3	95,002	31,667	
ST. LOUIS	3	99,172	33,057	-	-	-	
WASHINGTON	-	-	-	3	64,055	21,352	
NL TOTALS	23	728,915	31,692	23	761,678	33,116	
TOTALS	81	2,681,236	33,102	81	2,292,551	28,303	

AMERICAN LEAGUE

CLUB	TOTAL	HOME AVERAGE	DATES	TOTAL	ROAD AVERAGE	DATES
NEW YORK	3,309,838	41,897	79	2,638,122	32,569	81
HOUSTON	2,835,234	35,003	81	2,259,229	28,240	80
TORONTO	2,681,236	33,102	81	2,292,551	28,303	81
BOSTON	2,659,949	32,839	81	2,385,291	29,448	81
TEXAS	2,651,553	32,735	81	2,379,098	30,501	78
LOS ANGELES	2,577,597	31,822	81	2,029,420	25,368	80
SEATTLE	2,555,813	31,553	81	2,208,003	27,259	81
BALTIMORE	2,281,129	28,162	81	2,388,772	29,491	81
CLEVELAND	2,056,264	25,703	80	2,212,184	27,311	81
MINNESOTA	1,951,616	24,094	81	2,081,165	26,344	79
DETROIT	1,858,295	23,824	78	2,199,772	27,497	80
KANSAS CITY	1,658,347	20,473	81	2,066,428	25,830	80
CHICAGO	1,380,733	17,932	77	2,297,170	28,360	81
TAMPA BAY	1,337,739	16,515	81	2,421,235	29,892	81
OAKLAND	922,286	11,529	80	2,448,503	30,228	81



ALL-TIME ATTENDANCE

RECORDS

(REGULAR SEASON)

Largest Home (Rogers Centre)	50,560	Fri., April 8/05	Boston
Smallest Home (Rogers Centre)	10,314	Mon., April 19/10	Kansas City
Largest Home (Exhibition Stadium)	47,828	Wed., July 1/87	New York (AL)
Smallest Home (Exhibition Stadium)	10,074	Tues., April 17/79	Chicago (AL)
Largest Home (Sahlen Field)	14,607	Wed., July 21/21	Boston
Smallest Home (Sahlen Field)	5,321	Tue., June 1/21	Miami
Largest Home (TD Ballpark)	1,641	Mon., May 24/21	Tampa Bay
Smallest Home (TD Ballpark)	1,107	Sun., May 16/21	Philadelphia
Largest Opening Day	50,560	Fri., April 8/05	Boston
Largest Day Game	61,753	Sat., April 19/80	at Cleveland
Smallest Day Game	746	Wed., April 9/97	at Chicago (AL)
Largest Night Game	61,340	Fri., May 23/86	at Cleveland
Smallest Night Game	1,289	Tues., Aug. 14/79	at Oakland
Doubleheader – Home	63,606	Sat., July 2/22	Tampa Bay
Series, Four Dates (Home)	202,093	July 29-Aug. 1/93 (4 Games)	Detroit
Series, Four Dates (Road)	214,510	Sept. 12-15/85 (4 Games)	at New York (AL)
Series, Three Dates (Home)	151,584	Sept. 21-23/93 (3 Games)	Boston
Series, Three Dates (Road)	161,793	Sept. 29, 30, Oct. 1/06 (3 Games)	at New York (AL)
Series, Two Dates (Home)	101,036	July 27, 28/93 (2 Games)	Baltimore
Series, Two Dates (Road)	91,522	July 16, 17/97 (2 Games)	at Texas
Largest Road	61,753	Sat., April 19/80	at Cleveland
Smallest Road	746	Wed., April 9/97	at Chicago
Season, Home	4,057,947	1993	
Season, Road	2,549,438	1993	
Season, Home & Road	6,607,385	1993	

OPPONENTS IN TORONTO

	LARGEST		SMALLEST	
BALTIMORE	50,528	June 25/94	11,080	Sept. 13/79
BOSTON	50,560	April 8/05	10,428	April 23/82
CHICAGO (AL)	47,171	June 17/17	10,074	April 17/79
CLEVELAND	50,533	April 9/93	10,173	April 20/83
DETROIT	50,532	July 31/93	10,087	April 13/82
HOUSTON (AL)	47,505	Aug. 13/16	13,123	April 8/14
KANSAS CITY	50,531	July 16/93	10,169	April 17/78
LOS ANGELES (AL)	50,529	Sept. 11/93 & May 29/94	11,295	May 15/78
MILWAUKEE (AL)	50,517	Aug. 6/93	10,127	April 14/83
MINNESOTA	50,530	Aug. 10/93	10,155	May 1/79
NEW YORK (AL)	50,530	June 11/94	13,306	April 19/78
OAKLAND	50,529	Sept. 8/93	11,339	May 9/78
SEATTLE	50,527	Aug. 20/93	10,213	June 11/79
TAMPA BAY	48,414	April 13/15	13,002	June 3/02
TEXAS	50,529	July 23/94	10,101	April 27/82
ARIZONA	46,967	June 22/16	14,259	June 11/04
ATLANTA	45,563	June 20/18	16,885	June 11/01
CHICAGO (NL)	42,585	Aug. 12/23	16,879	Sept. 8/14
CINCINNATI	44,058	May 31/17	25,129	June 26/08
COLORADO	33,910	June 24/07	20,032	June 7/02
HOUSTON (NL)	21,494	May 21/11	15,478	May 20/11
LOS ANGELES (NL)	47,156	May 7/16	22,763	June 19/07
MIAMI	44,106	June 10/15	17,582	June 8/15
MILWAUKEE (NL)	48,456	April 11/17	17,615	June 17/05
MONTREAL	50,436	July 1/97	20,074	July 6/01
NEW YORK (NL)	37,252	July 1/98	23,129	July 17/00
PHILADELPHIA	45,512	July 1/11	16,446	May 7/14
PITTSBURGH	46,179	Aug. 12/17	14,090	June 10/03
SAN DIEGO	47,301	July 27/16	19,480	May 25/19
SAN FRANCISCO	36,685	June 28/23	18,081	June 10/02
ST. LOUIS	45,726	June 8/14	20,032	June 13/05
WASHINGTON	41,677	June 13/12	17,067	June 28/06

*The tables on this page do not reflect the COVID-related seating restrictions in 2021.



BLUE JAYS ON THE ROAD

AT	LARGEST		SMALLEST	
BALTIMORE	47,900	June 27/97	7,053	Sept. 6/79
BOSTON	38,347	May 21/09	7,542	April 16/82
CHICAGO (AL)	42,796	July 25/91	746	April 9/97
CLEVELAND	61,340	May 23/86	2,724	April 28/77
DETROIT	52,528	April 7/78	6,210	Sept. 22/80
HOUSTON (AL)	42,174	June 16/19	15,777	May 14/15
KANSAS CITY	41,086	April 8/85	9,593	April 27/09
LOS ANGELES (AL)	61,292	July 4/95	10,239	June 7/77
MILWAUKEE (AL)	53,852	May 6/79	5,298	April 21/82
MINNESOTA	53,067	April 8/88	2,830	Sept. 20/82
NEW YORK (AL)	55,367	May 27/78	8,848	Sept. 8/03
OAKLAND	46,770	July 4/85	1,289	Aug. 14/79
SEATTLE	56,120	April 6/93	4,113	June 1/79
TAMPA BAY	41,546	April 3/01	5,786	May 28/19
TEXAS	48,336	May 19/01	6,819	May 13/82
ARIZONA	39,062	June 22/02	16,155	Sept. 4/13
ATLANTA	48,338	June 27/98	15,178	Sept. 16/15
CHICAGO (NL)	41,814	Aug. 18/17	38,086	June 8/05
CINCINNATI	42,530	June 21/14	28,277	June 6/03
COLORADO	40,445	Sept. 2/23	26,011	May 19/06
MIAMI	27,888	June 24/12	9,809	June 20/23
HOUSTON (NL)	34,925	June 11/05	28,607	June 10/05
LOS ANGELES (NL)	52,173	June 8/07	24,977	June 20/02
MILWAUKEE	42,221	Aug. 19/14	26,607	May 24/17
MONTREAL	22,489	July 9/00	7,015	June 17/01
NEW YORK (NL)	42,637	June 2/23	14,513	Sept. 3/97
PHILADELPHIA	44,958	June 16/09	18,279	July 13/01
PITTSBURGH	34,882	May 6/23	14,903	Sept. 4/22
SAN DIEGO	40,511	June 18/04	20,380	June 2/13
SAN FRANCISCO	41,981	June 5/13	37,574	June 12/07
ST. LOUIS	47,649	March 30/23	28,840	June 4/03
WASHINGTON	39,859	June 25/05	20,860	June 19/09

TWENTY LARGEST HOME CROWDS

ATTENDANCE	DATE	OPPONENT
50,560*	Friday, April 8, 2005	Boston
50,533*	Friday, April 9, 1993	Cleveland
50,532	Saturday, July 31, 1993	Detroit
50,532	Wednesday, Sept. 22, 1993	Boston
50,531	Friday, July 16, 1993	Kansas City
50,530	Tuesday, Aug. 10, 1993	Minnesota
50,530	Saturday, June 11, 1994	New York (AL)
50,529	Thursday, Sept. 8, 1993	Oakland
50,529	Saturday, Sept. 10, 1993	California
50,529	Sunday, May 29, 1994	California
50,529	Saturday, July 23, 1994	Texas
50,528	Thursday, June 17, 1993	Boston
50,528	Thursday, July 29, 1993	Detroit
50,528	Thursday, July 23, 1993	Boston
50,528	Saturday, June 25, 1994	Baltimore
50,527	Thursday, Aug. 12, 1993	Minnesota
50,527	Friday, Aug. 20, 1993	Seattle
50,527	Saturday, Sept. 25, 1993	New York (AL)
50,527	Tuesday, Aug. 9, 1994	Cleveland
50,525	Thursday, July 8, 1993	Texas
50,525	Wednesday, Aug. 11, 1993	Minnesota
50,525	Wednesday, Aug. 25, 1993	Cleveland

*Home Opener



HOW THEY HAVE DRAWN

ATTENDANCE RECAP 1977-2024

AMERICAN LEAGUE

RANK	CLUB	DATES	ATTENDANCE	AVERAGE
1	NEW YORK	350	12,263,694	35,039
2	BOSTON	354	11,073,902	31,282
3	BALTIMORE	357	10,105,724	28,307
4	DETROIT	230	7,496,884	32,595
5	OAKLAND	220	6,599,518	29,998
6	CLEVELAND	217	6,562,457	30,242
7	TEXAS*	220	6,394,269	29,065
8	LOS ANGELES	224	6,322,046	28,223
9	KANSAS CITY	215	6,256,281	29,099
10	MINNESOTA	205	6,129,222	29,899
11	CHICAGO	215	6,112,660	28,431
12	SEATTLE	217	6,043,015	27,848
13	TAMPA BAY	227	5,718,306	25,191
14	MILWAUKEE**	132	4,287,086	32,478
15	HOUSTON***	33	943,154	28,580
AL TOTALS		3,420	102,440,595	29,953

* Includes game in Puerto Rico to start 2001 season. Includes games at TD Ballpark and Sahlen Field in 2021.

** Milwaukee moved over to the NL in 1998

*** Houston moved to the AL in 2013

NATIONAL LEAGUE

RANK	CLUB	DATES	ATTENDANCE	AVERAGE
1	PHILADELPHIA*	36	1,004,082	27,891
2	ATLANTA	29	809,579	27,917
3	MONTREAL	23	653,721	28,423
4	WASHINGTON	20	495,433	24,772
5	NEW YORK	19	559,972	29,472
6	CHICAGO	15	462,351	30,823
7	MIAMI	20	481,342	24,067
8	LOS ANGELES	15	479,522	31,968
9	CINCINNATI	15	444,795	29,653
10	MILWAUKEE	10	338,302	33,830
11	ARIZONA	11	338,088	30,735
12	SAN DIEGO	9	331,277	36,809
13	SAN FRANCISCO	13	325,281	25,022
14	ST. LOUIS	14	421,603	30,115
15	PITTSBURGH	12	339,286	28,274
16	COLORADO	12	313,990	26,166
17	HOUSTON	3	56,459	18,820
NL TOTALS		276	7,855,083	28,460
GRAND TOTALS		3,696	110,295,678	29,842

*Three home games with the Phillies on June 25-27, 2010 were played in Philadelphia due to G20 Summit in Toronto

**Home games for the 2020 season were played at Sahlen Field in Buffalo, NY, with no fans in attendance.

TOP ALL-TIME ATTENDANCE MARKS

FOUR MILLION CLUB

1.	Colorado Rockies	4,483,350	1993
2.	New York Yankees	4,287,132	2008
3.	New York Yankees	4,271,083	2007
4.	New York Yankees	4,248,067	2006
5.	New York Yankees	4,090,696	2005
6.	Toronto Blue Jays	4,057,947	1993
7.	New York Mets	4,042,045	2008
8.	Toronto Blue Jays	4,028,318	1992
9.	Toronto Blue Jays	4,001,526	1991



ATTENDANCE YEAR-BY-YEAR

	HOME	DATES	AVG.	AWAY	DATES	AVG.	TOTAL
1977	1,794,651	72	23,626	1,101,763	73	14,183	2,896,414
1978	1,562,509	73	21,405	1,295,456	71	17,816	2,857,965
1979	1,431,659	77	18,593	1,269,208	75	16,813	2,700,867
1980	1,400,327	75	18,671	1,286,412	77	16,694	2,686,739
1981	755,083	51	14,806	814,447	50	16,287	1,569,530
1982	1,275,908	77	16,571	1,392,288	77	18,082	2,668,196
1983	1,930,277	77	25,070	1,689,278	79	21,152	3,619,555
1984	2,110,009	79	26,709	1,705,196	77	22,197	3,815,205
1985	2,468,925	78	31,653	1,842,189	80	22,744	4,311,114
1986	2,455,477	78	31,480	1,717,280	81	21,188	4,172,757
1987	2,778,459	81	34,302	1,959,124	80	24,189	4,737,583
1988	2,595,275	81	32,039	1,972,366	81	24,356	4,567,641
1989	3,376,693	80	42,199	1,975,238	81	24,330	5,351,931
1990	3,884,384	81	47,966	2,032,629	81	25,182	5,917,013
1991	4,001,526	81	49,402	2,250,718	81	27,695	6,252,244
1992	4,028,318	81	49,732	2,300,904	79	28,408	6,329,222
1993	4,057,747	81	50,098	2,548,538	81	31,480	6,606,285
1994	2,907,949	59	49,287	1,775,803	55	32,288	4,683,752
1995	2,826,445	72	39,257	1,770,309	69	25,293	4,596,754
1996	2,559,910	81	31,600	1,979,945	81	24,449	4,539,855
1997	2,589,317	81	31,967	2,117,614	78	26,149	4,706,931
1998	2,454,303	81	30,300	2,164,294	81	26,719	4,618,597
1999	2,163,486	81	26,709	2,161,628	81	26,683	4,325,114
2000	1,819,919	81	22,468	2,207,631	81	27,258	4,027,550
2001*	1,915,127	81	23,644	2,202,774	80	27,749	4,117,901
2002	1,638,170	81	20,224	2,088,405	81	25,760	3,726,575
2003	1,799,818	81	22,220	2,120,100	81	26,179	3,919,918
2004	1,900,041	81	23,457	2,127,243	78	27,272	4,027,284
2005	2,014,995	81	24,876	2,421,873	81	29,901	4,436,868
2006	2,302,212	81	28,422	2,311,125	81	28,560	4,613,337
2007	2,360,648	81	29,144	2,529,543	81	31,229	4,890,191
2008	2,400,416	81	29,635	2,421,897	80	30,119	4,822,313
2009	1,876,129	81	23,162	2,198,842	80	27,486	4,074,971
2010	1,495,482	81	18,463	2,379,709	81	27,773	3,875,191
2011	1,818,103	81	22,446	2,238,867	81	27,659	4,056,970
2012	2,099,663	81	25,922	2,326,019	80	29,075	4,425,682
2013	2,536,562	81	31,316	2,271,147	81	28,039	4,807,709
2014	2,375,525	81	29,327	2,406,394	81	29,709	4,781,919
2015	2,794,891	81	34,505	2,193,264	79	27,763	4,988,155
2016	3,392,099	81	41,878	2,435,293	81	30,065	5,827,392
2017	3,203,886	81	39,554	2,422,909	81	29,912	5,626,795
2018	2,325,281	80	29,066	2,012,169	80	25,152	4,337,450
2019	1,750,144	81	21,607	2,097,949	81	25,901	3,848,093
2021	805,901	79	10,228	1,282,731	79	16,082	2,088,632
2022	2,653,830	81	32,763	2,049,866	78	26,280	4,703,696
2023	3,021,904	81	37,307	2,308,084	80	28,851	5,329,988
2024	2,681,236	81	33,102	2,292,551	81	28,303	4,973,787
TOTAL	110,390,619	3,726	29,627	94,469,012	3,707	25,484	204,859,631

* Includes game played in Puerto Rico on April 1, 2001 vs. Texas (19,891).

**Home games for the 2020 season were played at Sahlen Field in Buffalo, NY. No fans attended any MLB regular-season games that year.

HOME SELLOUT STREAKS – REGULAR SEASON

DATES

60 — May 18, 1990 to April 8, 1991 (Opening Day)

50 — June 9, 1993 to April 4, 1994 (Opening Day)

46 — May 27, 1992 to September 15, 1992

39 — July 4, 1991 to April 11, 1992 (2nd game)

38 — July 13, 1989 to April 10, 1990 (Opening Day)



ATTENDANCE AT THE BREAK

YEAR	W-L	PCT.	POS.	GBL	HOME ATTENDANCE
1977	34-58	.370	7th	-19.0	1,020,152
1978	32-53	.376	7th	-26.0	804,890
1979	29-64	.312		-31.5	785,030
1980	33-43	.434	7th	-17.0	675,556
1981*	16-42	.276	7th	-19.0	426,795
1982	37-47	.440	7th	-11.5	637,057
1983	43-33	.566	1st	+1.0	786,503
1984	50-34	.595	2nd	-7.0	1,247,799
1985	53-35	.602	1st	+2.5	1,123,502
1986	47-43	.522	5th	-10.5	1,442,158
1987	51-36	.586	2nd	-3.0	1,413,455
1988	42-46	.477	6th	-11.5	1,473,480
1989	42-45	.483	T4th	-7.0	1,559,163
1990	47-38	.553	2nd	-0.5	2,288,900
1991	49-34	.590	1st	+5.5	2,090,001
1992	53-34	.609	1st	+4.0	2,416,036
1993	49-40	.551	1st	+0.5	2,340,240
1994	38-48	.442	5th	-12.5	2,116,873
1995*	27-40	.403	5th	-11.5	1,295,643
1996	38-49	.437	3rd	-15.0	1,289,964
1997	40-43	.482	T3rd	-14.0	1,547,513
1998	46-42	.523	3rd	-18.5	1,319,694
1999	47-43	.522	3rd	-7.0	1,181,546
2000	48-41	.539	2nd	0.0	816,825
2001	42-46	.477	3rd	-11.0	1,041,822
2002	34-52	.395	4th	-20.5	766,790
2003	49-46	.516	3rd	-9.0	1,087,864
2004	39-49	.443	4th	-17.0	913,198
2005	44-44	.500	4th	-5.5	910,866
2006	49-39	.557	3rd	-4.5	1,186,106
2007	43-44	.494	T2nd	-10.0	1,194,984
2008	47-48	.495	4th	-9.0	1,293,270
2009	44-46	.489	4th	-11.0	982,117
2010	44-45	.494	4th	-12.5	783,773
2011	44-45	.494	4th	-12.5	913,846
2012	43-43	.500	T4th	-9.5	1,107,908
2013	45-49	.479	5th	-11.5	1,445,173
2014	49-47	.510	2nd	-4.0	1,249,746
2015	45-46	.495	4th	-4.5	1,232,303
2016	51-40	.560	3rd	-2.0	1,845,707
2017	41-47	.466	5th	-8.5	1,823,669
2018	43-52	.453	4th	-23.5	1,422,954
2019	34-57	.374	4th	-24.5	994,511
2021	45-42	.517	3rd	-8.0	151,213
2022	50-43	.538	3rd	-14.5	1,507,717
2023	50-41	.549	3rd	-7.0	1,474,077
2024	45-52	.464	5th	-13.5	1,508,088

* Strike Season

**Home games for the 2020 season were played at Sahlen Field in Buffalo, NY, with no fans in attendance. The 60-game season had no All-Star break.

WINNING THE GAME AFTER GETTING OUTHIT BY 9 OR MORE

The Blue Jays have won two games in Club history when being outhit by at least nine:

Oct. 2, 1977 vs. CLE (outhit by 9, won 11-2)

Sept. 24, 2010 vs. BAL (outhit by 11, won 16-5)



INDIVIDUAL RECORDS

BLUE JAYS CAREER GAMES BY POSITION

GAMES BY POSITION (TOP 5)

CATCHERS	(85)
ERINE WHITT	1159
PAT BORDERS	691
DARRIN FLETCHER	516
GREGG ZAUN	483
BUCK MARTINEZ	441

FIRST BASEMEN	(124)
CARLOS DELGADO	1168
WILLIE UPSHAW	952
JOHN OLERUD	766
LYLE OVERBAY	703
JUSTIN SMOAK	595

SECOND BASEMEN	(109)
DAMASO GARCIA	869
AARON HILL	746
ROBERTO ALOMAR	695
ORLANDO HUDSON	454
MANUEL LEE	345

SHORTSTOPS	(91)
TONY FERNANDEZ	1104
ALFREDO GRIFFIN	907
ALEX GONZALEZ	874
BO BICHETTE	584
MANUEL LEE	363

THIRD BASEMEN	(130)
KELLY GRUBER	830
ED SPRAGUE	814
RANCE MULLINIKS	726
GARTH IORG	559
ROY HOWELL	489

OUTFIELDERS	(215)
VERNON WELLS	1367
LLOYD MOSEBY	1349
GEORGE BELL	1066
JOSÉ BAUTISTA	992
JESSE BARFIELD	966

PITCHERS	(493)
JASON FRASOR	505
DUANE WARD	452
TOM HENKE	446
DAVE STIEB	439
CASEY JANSSEN	389

HOME RUN RECORDS BY POSITION (SEASON)

POSITION	PLAYER	HR	YEAR
1B	Vladimir Guerrero Jr.	48	2021
2B	Marcus Semien	45	2021
3B	Tony Batista	41	2000
	Josh Donaldson	41	2015
SS	Bo Bichette	29	2021
LF	George Bell	47	1987
CF	Jose Cruz Jr.	34	2001
RF	Jose Bautista	54	2010
C	J.P. Arencibia	23	2011
	Russell Martin	23	2015
DH	Jose Canseco	46	1998

BIOGRAPHIES

LAST SEASON

HISTORY

RECORDS

OPPONENTS

PLAYER DEV.

MEDIA & MISC.



BATTING LEADERS

* League Leader

Bold = Club Record

Year	AVG (350 AB)	AB	R	H	2B
1977	R. Howell .316	B. Bailor 496	B. Bailor 62	B. Bailor 154	R. Fairly 24
1978	R. Carty .284	B. Bailor 621	B. Bailor 74	B. Bailor 164	B. Bailor 29
1979	A. Griffin .287	A. Griffin 624	A. Griffin 81	A. Griffin 179	R. Bosetti 35
1980	A. Woods .300	A. Griffin 653	A. Griffin 63	A. Griffin 166	D. Garcia 30
1981	L. Moseby .233	A. Griffin 388	L. Moseby 36	L. Moseby 88	A. Griffin 19
1982	D. Garcia .310	D. Garcia 597	D. Garcia 89	D. Garcia 185	D. Garcia 32
1983	B. Bonnell .318	W. Upshaw 579	L. Moseby 104	W. Upshaw 177	R. Mulliniks 34
1984	D. Collins .308	D. Garcia 633	L. Moseby 97	D. Garcia 180	G. Bell 39
1985	R. Mulliniks .295	G. Bell 607	J. Barfield 94	D. Garcia 169	J. Barfield 34
1986	T. Fernandez .310	T. Fernandez 687	J. Barfield 107	T. Fernandez 213	G. Bell 38
1987	T. Fernandez .322	G. Bell 610	G. Bell 111	G. Bell 188	G. Bell 32
1988	M. Lee .291	T. Fernandez 648	F. McGriff 100	T. Fernandez 186	T. Fernandez 41
1989	G. Bell .297	G. Bell 613	F. McGriff 98	G. Bell 182	G. Bell 41
1990	F. McGriff .300	T. Fernandez 635	K. Gruber 92	T. Fernandez 175	K. Gruber 36
1991	R. Alomar .295	D. White 642	D. White 110	R. Alomar 188	M. Wilson 36
1992	R. Alomar .310	D. White 641	R. Alomar 105	R. Alomar 177	J. Carter 42
1993	J. Olerud .363*	P. Molitor 636	P. Molitor 121	P. Molitor 211*	D. Winfield 32
1994	P. Molitor .341	P. Molitor 454	P. Molitor 86	P. Molitor 155	J. Olerud 54*
1995	R. Alomar .300	J. Carter 558	E. Sprague 77	R. Alomar 155	P. Molitor 30
1996	O. Nixon .286	J. Carter 625	E. Sprague 88	J. Carter 158	J. Olerud 32
1997	S. Green .287	J. Carter 612	C. Delgado 79	J. Carter 143	J. Carter 35
1998	T. Fernandez .321	S. Green 630	S. Green 106	S. Green 175	E. Sprague 35
1999	T. Fernandez .328	S. Green 614	S. Green 134	S. Green 190	C. Delgado 42
2000	C. Delgado .344	T. Batista 620	C. Delgado 115	C. Delgado 196	C. Delgado 43
2001	S. Stewart .316	S. Stewart 640	S. Stewart 103	S. Stewart 202	S. Green 43
2002	S. Stewart .303	V. Wells 608	C. Delgado 103	S. Stewart 175	C. Delgado 57*
2003	V. Wells .317	V. Wells 678	V. Wells 118	V. Wells 215*	S. Stewart 44
2004	A. Rios .286	E. Hinske 570	V. Wells 82	V. Wells 146	E. Hinske 38
2005	F. Catalanotto .301	V. Wells 620	S. Hillenbrand 91	S. Hillenbrand 173	S. Stewart 38
2006	R. Jonhson .319	V. Wells 611	T. Glaus 105	V. Wells 185	V. Wells 49*
2007	A. Rios .297	A. Rios 643	A. Rios 114	A. Rios 191	V. Wells 34
2008	V. Wells .300	A. Rios 635	A. Rios 91	A. Rios 185	S. Hillenbrand 36
2009	A. Lind .305	A. Hill 682	A. Hill 103	A. Hill 195	L. Overbay 46
2010	J. Buck .281	V. Wells 590	J. Bautista 109	V. Wells 161	A. Hill 47
2011	J. Bautista .302	J. Bautista 513	J. Bautista 105	J. Bautista 155	A. Rios 47
2012	E. Encarnacion .280	Y. Escobar 513	E. Encarnacion 93	E. Encarnacion 152	A. Lind 46
2013	A. Lind .288	C. Rasmus 565	E. Encarnacion 90	E. Encarnacion 144	V. Wells 44
2014	M. Cabrera .301	E. Encarnacion 530	J. Bautista 101	J. Reyes 175	E. Encarnacion 26
2015	J. Donaldson .297	J. Reyes 610	J. Donaldson 122*	J. Donaldson 184	M. Cabrera 35
2016	J. Donaldson .284	J. Donaldson 620	J. Donaldson 122	J. Donaldson 164	J. Donaldson 41
2017	J. Donaldson .270	E. Encarnacion 601	J. Bautista 92	J. Smoak 151	K. Pillar 35
2018	A. Diaz .263	J. Bautista 587	T. Hernández 67	K. Pillar 129	K. Pillar 37
2019	V. Guerrero Jr. .272	K. Pillar 587	J. Smoak 67		
2020	L. Gurriel Jr. .308 (150AB)	R. Grichuk 586	R. Grichuk 75	R. Grichuk 136	K. Pillar 40
2021	V. Guerrero Jr. .311	V. Guerrero Jr. 521	C. Biggio 41	L. Gurriel Jr. 64	R. Grichuk 29
2022	L. Gurriel Jr. .291	M. Semien 652	V. Guerrero Jr. 123*	B. Bichette 191*	C. Biggio 16
2023	B. Bichette .306	B. Bichette 652	B. Bichette 91	B. Bichette 189*	M. Semien 39
2024	V. Guerrero Jr. .323	G. Springer 613	G. Springer 87	B. Bichette 175	B. Bichette 43
		V. Guerrero Jr. 616	V. Guerrero Jr. 98	V. Guerrero Jr. 199	M. Chapman 39
					V. Guerrero Jr. 44



Year	3B		HR		RBI		BB		SO	
1977	S. Staggs	6	R. Fairly	19	R. Fairly	64	O. Velez	65	O. Velez	87
					D. Ault	64				
1978	D. McKay	8	J. Mayberry	22	J. Mayberry	70	J. Mayberry	61	D. McKay	90
1979	A. Griffin	10	J. Mayberry	21	J. Mayberry	74	J. Mayberry	69	R. Howell	91
1980	A. Griffin	15*	J. Mayberry	30	J. Mayberry	82	J. Mayberry	77	R. Howell	92
1981	A. Griffin	6	J. Mayberry	17	J. Mayberry	43	O. Velez	55	L. Moseby	86
					L. Moseby	43				
1982	L. Moseby	9	W. Upshaw	21	W. Upshaw	75	W. Upshaw	52	L. Moseby	106
1983	A. Griffin	9	J. Barfield	27	W. Upshaw	104	C. Johnson	67	J. Barfield	110
			W. Upshaw	27						
1984	D. Collins	15*	G. Bell	26	L. Moseby	92	L. Moseby	78	L. Moseby	122
	L. Moseby	15*								
1985	T. Fernandez	10	G. Bell	28	G. Bell	95	L. Moseby	76	J. Barfield	143
1986	T. Fernandez	9	J. Barfield	40*	J. Barfield	108	W. Upshaw	78	J. Barfield	146
					G. Bell	108				
1987	T. Fernandez	8	G. Bell	47	G. Bell	134*	L. Moseby	70	J. Barfield	141
1988	L. Moseby	7	F. McGriff	34	G. Bell	97	F. McGriff	79	F. McGriff	149
1989	T. Fernandez	9	F. McGriff	36*	G. Bell	104	F. McGriff	119	F. McGriff	132
1990 T. Fernandez	17*		F. McGriff	35	K. Gruber	118	F. McGriff	94	F. McGriff	108
1991	R. Alomar	11	J. Carter	33	J. Carter	108	J. Olerud	68	D. White	135
1992	R. Alomar	8	J. Carter	34	J. Carter	119	R. Alomar	87	D. White	133
1993	T. Fernandez	9	J. Carter	33	J. Carter	121	J. Olerud	114	D. White	127
1994	D. White	6	J. Carter	27	J. Carter	103	J. Olerud	61	D. White	95
1995	R. Alomar	7	J. Carter	25	J. Carter	76	J. Olerud	84	A. Gonzalez	114
1996	J. Carter	7	E. Sprague	36	J. Carter	107	O. Nixon	71	E. Sprague	146
1997	S. Stewart	7	C. Delgado	30	J. Carter	102	C. Delgado	64	C. Delgado	133
1998	S. Green	4	J. Canseco	46	C. Delgado	115	C. Delgado	73	J. Canseco	159*
1999	H. Bush	4	C. Delgado	44	C. Delgado	134	C. Delgado	86	C. Delgado	141
2000	J. Cruz	5	T. Batista	41	C. Delgado	137	C. Delgado	123	J. Cruz	129
	S. Stewart	5	C. Delgado	41						
2001	S. Stewart	7	C. Delgado	39	C. Delgado	102	C. Delgado	111	A. Gonzalez	149
2002	S. Stewart	6	C. Delgado	33	C. Delgado	108	C. Delgado	102	E. Hinske	138
2003	F. Catalanotto	6	C. Delgado	42	C. Delgado	145*	C. Delgado	109	C. Delgado	137
	O. Hudson	6								
2004	O. Hudson	7	C. Delgado	32	C. Delgado	99	C. Delgado	69	C. Delgado	115
	A. Rios	7								
2005	R. Johnson	6	V. Wells	28	V. Wells	97	G. Zaun	73	E. Hinske	121
	A. Rios	6								
2006	A. Rios	6	T. Glaus	38	V. Wells	106	T. Glaus	86	T. Glaus	134
2007	A. Rios	7	F. Thomas	26	F. Thomas	95	F. Thomas	81	A. Rios	103
2008	A. Rios	8	V. Wells	20	A. Rios	79	L. Overbay	74	L. Overbay	116
2009	J. Bautista	3	A. Hill	36	A. Lind	114	M. Scutaro	90	A. Lind	110
	V. Wells	3								
2010	F. Lewis	5	J. Bautista	54*	J. Bautista	124	J. Bautista	100	A. Lind	144
2011	R. Davis	6	J. Bautista	43*	J. Bautista	103	J. Bautista	132*	J. Arencibia	133
2012	C. Rasmus	5	E. Encarnacion	42	E. Encarnacion	110	E. Encarnacion	84	K. Johnson	159
2013	A. Gose	5	E. Encarnacion	36	E. Encarnacion	104	E. Encarnacion	82	J. Arencibia	148
	M. Kawasaki	5								
2014	J. Reyes	4	J. Bautista	35	J. Bautista	103	J. Bautista	104	C. Rasmus	124
2015	R. Goins	4	J. Donaldson	41	J. Donaldson	123*	J. Bautista	110*	J. Donaldson	133
2016	J. Donaldson	5	E. Encarnacion	42	E. Encarnacion	127	J. Donaldson	109	M. Saunders	157
2017	5 Players	1	J. Smoak	38	J. Smoak	90	J. Bautista	84	J. Bautista	170
2018	T. Hernández	7	R. Grichuk	25	J. Smoak	77	J. Smoak	83	T. Hernández	163
			J. Smoak	25						
2019	R. Grichuk	5	R. Grichuk	31	R. Grichuk	80	J. Smoak	79	R. Grichuk	163
2020	V. Guerrero Jr.	2	T. Hernández	16	R. Grichuk	35	C. Biggio	41	T. Hernández	63
2021	3 Players	2	V. Guerrero Jr.	48*	T. Hernández	116	V. Guerrero Jr.	86	T. Hernández	148
2022	G. Springer	4	V. Guerrero Jr.	32	V. Guerrero Jr.	97	M. Chapman	68	M. Chapman	170
2023	K. Kiermaier	6	V. Guerrero Jr.	26	V. Guerrero Jr.	94	V. Guerrero Jr.	67	M. Chapman	165
2024	D. Varsho	7	V. Guerrero Jr.	30	V. Guerrero Jr.	103	V. Guerrero Jr.	72	D. Schneider	144



Year	SLG %	OBP %	SB	SH	SF
1977 R. Fairly	.465	R. Howell .386	B. Bailor 15	A. Ashby 10	O. Velez 6
1978 R. Carty	.481	R. Carty .340	R. Bosetti 6	L. Gomez 19	J. Mayberry 7
1979 J. Mayberry	.461	J. Mayberry .372	A. Griffin 21	A. Griffin 16	R. Bosetti 7
1980 O. Velez	.487	O. Velez .365	A. Griffin 18	A. Griffin 10	A. Griffin 5
				L. Moseby 10	R. Howell 5
1981 L. Moseby	.357	L. Moseby .278	D. Garcia 13	A. Woods 8	L. Moseby 4
1982 W. Upshaw	.443	B. Bonnell .345	D. Garcia 54	A. Griffin 11	G. Iorg 7
1983 W. Upshaw	.515	L. Moseby .376	D. Collins 31	A. Griffin 11	W. Upshaw 7
			D. Garcia 31		
1984 C. Johnson	.507	C. Johnson .390	D. Collins 60	A. Griffin 13	B. Martinez 9
1985 J. Barfield	.536	R. Mulliniks .383	L. Moseby 37	T. Fernandez 7	G. Bell 8
1986 J. Barfield	.559	J. Barfield .368	L. Moseby 32	T. Fernandez 5	R. Leach 7
					L. Moseby 7
1987 G. Bell	.605	T. Fernandez .379	L. Moseby 39	G. Iorg 6	G. Bell 9
1988 F. McGriff	.552	F. McGriff .376	L. Moseby 31	K. Gruber 5	G. Bell 8
				N. Liriano 5	
1989 F. McGriff	.525	F. McGriff .399	L. Moseby 24	N. Liriano 10	G. Bell 14
1990 F. McGriff	.530	F. McGriff .400	T. Fernandez 26	M. Wilson 6	K. Gruber 13
1991 J. Carter	.503	R. Alomar .354	R. Alomar 53	R. Alomar 16	J. Olerud 10
1992 J. Carter	.498	R. Alomar .405	R. Alomar 49	M. Lee 8	J. Carter 13
1993 J. Olerud	.599	J. Olerud .473*	R. Alomar 55	P. Borders 7	J. Carter 10
1994 J. Carter	.524	P. Molitor .410	P. Molitor 20	D. Schofield 8	J. Carter 13
1995 S. Green	.509	J. Olerud .398	R. Alomar 30	A. Gonzalez 9	R. Alomar 7
					E. Sprague 7
1996 E. Sprague	.496	J. Olerud .382	O. Nixon 54	3 Players 7	C. Delgado 8
1997 C. Delgado	.528	O. Merced .352	O. Nixon 47	A. Gonzalez 11	J. Carter 9
1998 C. Delgado	.592	T. Fernandez .387	S. Stewart 51	A. Gonzalez 13	D. Fletcher 7
1999 S. Green	.588	T. Fernandez .427	S. Stewart 37	H. Bush 8	C. Delgado 7
2000 C. Delgado	.664	C. Delgado .470	R. Mondesi 22	A. Gonzalez 16*	B. Fullmer 6
2001 C. Delgado	.540	C. Delgado .408	J. Cruz Jr. 32	A. Gonzalez 7	A. Gonzalez 10
2002 C. Delgado	.549	C. Delgado .406	S. Stewart 14	D. Berg 4	3 players 8
2003 C. Delgado	.593	C. Delgado .426	E. Hinske 12	K. Cash 5	S. Stewart 8
					V. Wells 8
2004 C. Delgado	.535	C. Delgado .372	A. Rios 15	4 Players 3	C. Delgado 11
2005 V. Wells	.463	F. Catalanotto .367	A. Rios 14	F. Catalanotto 4	R. Adams 8
				K. Huckaby 4	V. Wells 8
2006 V. Wells	.542	R. Johnson .390	V. Wells 17	J. McDonald 6	A. Rios 10
2007 M. Stairs	.549	F. Thomas .377	A. Rios 17	J. McDonald 12	A. Rios 7
2008 V. Wells	.496	L. Overbay .358	A. Rios 32	D. Eckstein 9	M. Scutaro 7
2009 A. Lind	.562	M. Scutaro .379	A. Rios 19	J. Bautista 6	3 Players 7
2010 J. Bautista	.617	J. Bautista .378	F. Lewis 17	Y. Escobar 7	J. Buck 6
2011 J. Bautista	.608*	J. Bautista .447	R. Davis 34	C. Patterson 6	A. Lind 8
2012 E. Encarnacion	.557	E. Encarnacion .384	R. Davis 46	Y. Escobar 7	E. Encarnacion 7
2013 E. Encarnacion	.534	E. Encarnacion .370	R. Davis 45	M. Kawasaki 10	E. Encarnacion 5
2014 E. Encarnacion	.547	J. Bautista .403	J. Reyes 30	M. Kawasaki 8	J. Bautista 6
					D. Navarro 6
2015 J. Donaldson	.568	J. Bautista .377	K. Pillar 25	R. Goins 7	J. Donaldson 10
					E. Encarnacion 10
2016 J. Donaldson	.549	J. Donaldson .404	K. Pillar 14	E. Carrera 7	E. Encarnacion 8
2017 J. Donaldson	.559	J. Donaldson .385	K. Pillar 15	R. Goins 5	J. Bautista 7
2018 R. Grichuk	.502	J. Smoak .350	K. Pillar 14	R. Urena 2	K. Pillar 6
2019 T. Hernández	.472	C. Biggio .364	C. Biggio 14	E. Sogard 3	4 Players 3
				R. Urena 3	
2020 T. Hernández	.579	C. Biggio .375	J. Villar 7	R. McGuire 4	3 Players 2
2021 V. Guerrero Jr.	.601*	V. Guerrero Jr. .401*	B. Bichette 25	10 players 1	L. Gurriel Jr. 6
2022 T. Hernández	.491	A. Kirk .372	G. Springer 14	R. Tapia 3	3 Players 5
2023 B. Bichette	.475	V. Guerrero Jr. .345	W. Merrifield 26	S. Espinal 2	W. Merrifield 6
2024 V. Guerrero Jr.	.544	V. Guerrero Jr. .396	G. Springer 16	K. Kiermaier 5	A. Kirk 9

Year	IBB		Pinch-Hits		Hitting Streaks	
1977	R. Fairly	11	S. Ewing	10	R. Howell (May 10-25)	15
1978	R. Carty	5	O. Velez	8	D. McKay (May 19-June 2)	16
1979	J. Mayberry	7	O. Velez	5	A. Griffin (Aug. 28-Sept. 12)	14
1980	J. Mayberry	9	S. Braun	9	A. Griffin (Aug. 13-Sept. 1)	19
					J. Mayberry (May 31-June 18)	11
1981	A. Woods	5	W. Upshaw	4	D. Garcia (May 29-June 9)	11
1982	W. Upshaw	8	W. Nordhagen	11	D. Garcia (Aug. 4-21)	20
1983	C. Johnson	8	R. Mulliniks	10	D. Garcia (June 21-July 16)	21*
	W. Upshaw	8			L. Moseby (July 27-Aug. 16)	21*
1984	W. Upshaw	14	C. Johnson	11	D. Garcia (April 15-May 1)	14
1985	E. Whitt	9	R. Mulliniks	9	J. Barfield (May 8-26)	16
					D. Garcia (July 23-Aug. 10)	16
1986	J. Barfield	5	G. Iorg	10	D. Garcia (June 15-July 8)	8
			R. Leach	10		
1987	G. Bell	7	R. Mulliniks	8	T. Fernandez (Aug. 23-Sept. 18)	18
1988	J. Barfield	6	R. Mulliniks	6	K. Gruber (June 22-July 4)	12
	L. Moseby	6				
1989	F. McGriff	12	B. Brenly	6	G. Bell (Aug. 8-31)	22*
1990	F. McGriff	12	R. Mulliniks	8	T. Fernandez (April 10-25)	15
					K. Gruber (Sept. 10-25)	15
1991	J. Carter	12	P. Tabler	9	R. Alomar (May 24-June 9)	15
1992	J. Olerud	11	J. Olerud	4	D. Winfield (April 22-May 9)	17
1993	J. Olerud	33	T. Ward	2	J. Olerud (May 26-June 22)	26*
1994	J. Olerud	12	M. Huff	3	J. Carter (April 12-28)	15
1995	J. Olerud	10	M. Huff	4	R. Alomar (Aug. 5-21)	19
1996	J. Olerud	6	R. Perez	5	O. Nixon (June 4-July 6)	13
1997	C. Delgado	9	C. Delgado	4	C. Delgado (Sept. 11-28)	16
1998	C. Delgado	13	F. Crespo	2	C. Delgado (May 21-June 9)	19
			D. Fletcher	2		
			J. Samuel	2		
1999	T. Fernandez	11	W. Greene	6	S. Green (June 29-July 31)	28*
2000	C. Delgado	18	D. Fletcher	4	C. Delgado (June 4-29)	22
			T. Greene	4		
2001	C. Delgado	22	T. Fernandez	16	J. Cruz Jr. (April 4-27)	19
2002	C. Delgado	18	D. Fletcher	4	V. Wells (June 7-26)	13
					S. Stewart (May 24-June 6)	13
2003	C. Delgado	23	T. Wilson	7	M. Bordick (July 18-Aug. 13)	20
					R. Johnson (Aug. 30-Sept. 23)	20
					V. Wells (June 6-28)	20
2004	C. Delgado	12	C. Gomez	4	V. Wells (May 8-26)	17
2005	E. Hinske	4	R. Adams	5	A. Hill (June 27-July 15)	13
			O. Hudson	5		
2006	L. Overbay	7	F. Catalanotto	5	B. Molina (May 23-June 20)	17
2007	G. Zaun	8	M. Stairs	7	A. Hill (Sept. 14-end of season)	15
					F. Thomas (Aug. 20-Sept. 5)	15
2008	M. Stairs	9	M. Stairs	5	A. Rios (Aug. 30-Sept. 11)	12
2009	A. Lind	7	R. Barajas	3	S. Rolen (June 8-July 8)	25
2010	L. Overbay	7	4 Players	1	A. Lind (July 1-22)	14
					V. Wells (May 21-June 6)	14
2011	J. Bautista	24*	10 Players tied	1	E. Encarnacion (July 31-Aug. 14)	13
2012	E. Encarnacion	12	D. Cooper	4	3 players tied	10
2013	E. Encarnacion	7	A. Lind	7	B. Lawrie (July 29-Aug. 9)	11
2014	J. Bautista	11	A. Lind	5	M. Cabrera (March 31-April 15)	14
			D. Navarro	5		
2015	Encarnacion	5	J. Smoak	6	E. Encarnacion (July 26-Aug. 31)	26*
2016	J. Donaldson	6	D. Barney	3	D. Travis (Sept. 3-20)	17
			J. Smoak	3		
2017	J. Bautista	3	E. Carrera	6	D. Travis (May 14-29)	13
	J. Smoak	3				
2018	K. Morales	5	C. Granderson	6	J. Smoak (July 25-Aug. 9)	13
2019	J. Smoak	3	B. McKinney	2	B. Bichette (July 29-Aug. 8)	11
	R. Tellez	3	R. Tellez	2	Randal Grichuk (Sept. 6-19)	11
2020	4 Players	1	T. Hernández	2	T. Hernández (Aug. 20-Sept. 3)	15
2021	V. Guerrero Jr.	7	C. Dickerson	3	V. Guerrero Jr. (Aug. 23-Sept. 6)	14
			A. Kirk	3		
2022	V. Guerrero Jr.	6	A. Kirk	4	V. Guerrero Jr. (July 15-Aug. 13)	22
2023	V. Guerrero Jr.	5	S. Espinal	5	B. Bichette (June 13-28)	13
2024	V. Guerrero Jr.	12	E. Clement	5	V. Guerrero Jr. (July 14-Aug. 10)	22

PITCHING LEADERS

* League Leader Bold = Club Record

Year	W	L	L	ERA (MIN. 1 INN/TM GM)	G	
1977	D. Lemanczyk	13	J. Garvin	18	J. Garvin 4.19	P. Vuckovich 53
1978	J. Clancy	10	J. Jefferson	16	J. Clancy 4.09	T. Murphy 50
1979	T. Underwood	9	P. Huffman	18	T. Underwood 3.69	T. Buskey 44
1980	J. Clancy	13	J. Clancy	16	J. Clancy 3.30	J. Garvin 61
1981	D. Stieb	11	L. Leal	13	D. Stieb 3.19	J. McLaughlin 40
1982	D. Stieb	17	L. Leal	15	D. Stieb 3.25	D. Murray 56
1983	D. Stieb	17	J. Gott	14	D. Stieb 3.04	J. McLaughlin 50
1984	D. Alexander	17	J. Clancy	15	D. Stieb 2.83	J. Key 63
1985	D. Alexander	17	D. Stieb	13	D. Stieb 2.48*	G. Lavelle 69
1986	J. Clancy	14	J. Clancy	14	J. Key 3.57	M. Eichhorn 69
	J. Key	14				
	M. Eichhorn	14				
1987	J. Key	17	J. Clancy	11	J. Key 2.76*	M. Eichhorn 89
1988	D. Stieb	16	J. Clancy	13	D. Stieb 3.04	D. Ward 64
			M. Flanagan	13		
1989	D. Stieb	17	J. Key	14	J. Cerutti 3.07	D. Ward 66
1990	D. Stieb	18	T. Stottlemyre	17	D. Stieb 2.93	D. Ward 73
1991	J. Key	17	J. Key	12	J. Key 3.05	D. Ward 81
1992	J. Morris	21	J. Key	13	J. Guzman 2.64	D. Ward 79
1993	P. Hentgen	19	T. Stottlemyre	12	P. Hentgen 3.87	D. Ward 71
			J. Morris	12		
1994	P. Hentgen	13	J. Guzman	11	P. Hentgen 3.40	T. Castillo 41
1995	A. Leiter	11	J. Guzman	14	A. Leiter 3.64	T. Castillo 55
			P. Hentgen	14		
1996	P. Hentgen	20	E. Hanson	17	J. Guzman 2.93*	M. Timlin 59
1997	R. Clemens	21*	W. Williams	14	R. Clemens 2.05*	P. Quantrill 77
1998	R. Clemens	20*	J. Guzman	12	R. Clemens 2.65*	P. Quantrill 82
1999	D. Wells	17	P. Hentgen	12	P. Hentgen 4.74	G. Lloyd 74
2000	D. Wells	20*	K. Escobar	15	D. Wells 4.11	B. Koch 68
						P. Quantrill 68
2001	C. Carpenter	11	C. Carpenter	11	C. Carpenter 4.09	P. Quantrill 80*
	E. Loaiza	11	E. Loaiza	11		
	P. Quantrill	11				
2002	R. Halladay	19	E. Loaiza	10	R. Halladay 2.93	K. Escobar 76
2003	R. Halladay	22*	C. Lidle	15	R. Halladay 3.25	T. Miller 79*
2004	T. Lilly	12	M. Batista	13	T. Lilly 4.06	J. Frasor 63
2005	G. Chacin	13	J. Towers	12	R. Halladay 2.41	S. Schoeneweis 80
	J. Towers	13				
2006	R. Halladay	16	T. Lilly	13	R. Halladay 3.19	B.J. Ryan 65
2007	R. Halladay	16	D. McGowan	10	R. Halladay 3.71	S. Downs 81*
			J. Towers	10		
2008	R. Halladay	20	R. Halladay	11	R. Halladay 2.78	J. Carlson 69
2009	R. Halladay	17	S. Richmond	11	R. Halladay 2.79	J. Carlson 73
2010	B. Cecil	15	R. Romero	9	S. Marcum 3.64	S. Camp 70
2011	R. Romero	15	3 players	11	R. Romero 2.92	S. Camp 67
2012	B. Morrow	10	H. Alvarez	14	H. Alvarez 4.85	C. Janssen 62
			R. Romero	14		D. Oliver 62
2013	R. Dickey	14	R. Dickey	13	M. Buehrle 4.15	A. Loup 64
2014	R. Dickey	14	R. Dickey	13	M. Buehrle 3.39	A. Loup 71
			D. Hutchison	13		
2015	M. Buehrle	15	R. Dickey	11	M. Estrada 3.13	R. Osuna 68
2016	J. Happ	20	R. Dickey	15	A. Sanchez 3.00*	R. Osuna 72
2017	M. Stroman	13	J. Biagini	13	M. Stroman 3.09	R. Tepera 73
2018	J.A. Happ	10	M. Estrada	14	None	T. Clippard 73
2019	3 Players	6	A. Sanchez	14	None	T. Mayza 68
2020	H. Ryu	5	S. Yamaguchi	4	H. Ryu 2.69	A. Bass 26
2021	S. Matz	14	H. Ryu	10	R. Ray 2.84*	J. Romano 62
	H. Ryu	14				
2022	A. Manoah	16	K. Gausman	10	A. Manoah 2.24	A. Cimber 77*
2023	C. Bassitt	16	J. Berrios	12	K. Gausman 3.16	Y. Garcia 73
2024	J. Berrios	16	C. Bassitt	14	J. Berrios 3.60	G. Cabrera 69

BIOGRAPHIES

LAST SEASON

HISTORY

RECORDS

OPPONENTS

PLAYER DEV.

MEDIA & MISC.



Year	GS	CG	SV	SHO
1977	J. Garvin 34 D. Lemanczyk 34 3 Players 30	J. Garvin 12	P. Vuckovich 8	3 pitchers 1
1978	T. Underwood 32	J. Jefferson 9	V. Cruz 9	J. Jefferson 2
1979	J. Clancy 34	T. Underwood 12	T. Buskey 7	D. Lemanczyk 3
1980	D. Stieb 25	J. Clancy 15	J. Garvin 8	D. Stieb 4
1981	J. Clancy 40*	D. Stieb 11	J. McLaughlin 10	D. Stieb 2
1982	D. Stieb 36	D. Stieb 19	D. Murray 11	D. Stieb 5
1983	J. Clancy 36*	D. Stieb 14	R. Moffitt 10	D. Stieb 4
1984		D. Alexander 11	R.L. Jackson 10	3 tied at 2
		D. Stieb 11	J. Key 10	
1985	D. Alexander 36 D. Stieb 36	D. Stieb 8	B. Caudill 14	D. Stieb 2
1986	J. Key 35	J. Clancy 6	T. Henke 27	J. Clancy 3
1987	J. Clancy 37	J. Key 8	T. Henke 34*	3 pitchers 1
1988	M. Flanagan 34	D. Stieb 8	T. Henke 25	D. Stieb 4
1989	D. Stieb 33 J. Key 33	J. Key 5	T. Henke 20	D. Stieb 2
1990	D. Stieb 33 T. Stottlemire 33	T. Stottlemire 4	T. Henke 32	D. Stieb 2
1991	T. Stottlemire 34	T. Candiotti 3	T. Henke 32	J. Key 2
1992	J. Morris 34	J. Morris 6	T. Henke 34	J. Key 2
		T. Stottlemire 6		T. Stottlemire 2
1993	J. Guzman 33	J. Morris 4	D. Ward 45	4 pitchers 1
1994	J. Guzman 25	P. Hentgen 6	D. Hall 17	P. Hentgen 3
1995	P. Hentgen 30	D. Cone 5	T. Castillo 13	D. Cone 2
1996	E. Hanson 35 P. Hentgen 35	P. Hentgen 10	M. Timlin 31	P. Hentgen 3
1997	P. Hentgen 35	R. Clemens 9* P. Hentgen 9*	K. Escobar 14	R. Clemens 3* P. Hentgen 3*
1998	R. Clemens 33	R. Clemens 5	R. Myers 28	R. Clemens 3
1999	P. Hentgen 34 D. Wells 34	D. Wells 7*	B. Koch 31	3 pitchers 1
2000	D. Wells 35*	D. Wells 9*	B. Koch 33	3 pitchers 1
2001	C. Carpenter 34	C. Carpenter 3	B. Koch 36	C. Carpenter 2
2002	R. Halladay 34	E. Loaiza 3	K. Escobar 38	R. Halladay 1 E. Loaiza 1
2003	R. Halladay 36*	R. Halladay 9*	A. Lopez 14	R. Halladay 2*
2004	T. Lilly 32	T. Lilly 2 M. Batista 2	J. Frasor 17	4 pitchers 1
2005	G. Chacin 34	R. Halladay 5	M. Batista 31	R. Halladay 2
2006	R. Halladay 32 T. Lilly	R. Halladay 4	B.J. Ryan 38	A.J. Burnett 1
2007	R. Halladay 31	R. Halladay 7*	J. Accardo 30	R. Halladay 1 D. McGowan 1
2008	A. Burnett 34	R. Halladay 9*	B.J. Ryan 32	R. Halladay 2 J. Listch 2
2009	R. Halladay 32	R. Halladay 9*	J. Frasor 11	R. Halladay 4*
2010	R. Romero 32	R. Romero 3	K. Gregg 37	B. Morrow 1 R. Romero 1
2011	R. Romero 32	R. Romero 4	F. Francisco 17	R. Romero 2
2012	R. Romero 32	B. Morrow 3	C. Janssen 22	B. Morrow 3
2013	R. Dickey 34	R. Dickey 3	C. Janssen 34	R. Dickey 1 M. Buehrle 1
2014	R. Dickey 34	3 players 1	C. Janssen 25	D. Hutchison 1 M. Stroman 1
2015	R. Dickey 33	M. Buehrle 4	R. Osuna 20	M. Buehrle 1 D. Hutchison 1
2016	J. Happ 32 M. Stroman 32	None	R. Osuna 36	None
2017	M. Estrada 33 M. Stroman 33	M. Stroman 2	R. Osuna 39	None
2018	M. Estrada 28	None	K. Giles 14	None
2019	T. Thornton 29	R. Feierabend 1	K. Giles 23	None
2020	H. Ryu 12	None	A. Bass 7	None
2021	R. Ray 32*	H. Ryu 1	J. Romano 23	H. Ryu 1
2022	J. Berrios 32	None	J. Romano 36	None
2023	C. Bassitt 33	C. Bassitt 1	J. Romano 36	C. Bassitt 1
2024	J. Berrios 32	Kevin Gausman 2*	C. Green 17	K. Gausman 1*

Year	IP		SO		BB	
1977	D. Lemanczyk	252.0	J. Garvin	127	D. Lemanczyk	87
1978	J. Jefferson	211.2	T. Underwood	139	J. Clancy	91
1979	T. Underwood	227.0	T. Underwood	127	T. Underwood	95
1980	J. Clancy	250.2	J. Clancy	152	J. Clancy	128
1981	D. Steib	183.2	D. Steib	89	J. Clancy	64
1982	D. Steib	288.1	D. Steib	141	L. Leal	79
1983	D. Steib	278.0	D. Steib	187	D. Stieb	83
1984	D. Steib	267.0	D. Steib	198	Clancy/Stieb	88
1985	D. Steib	265.0	D. Steib	167	D. Stieb	96
1986	J. Key	232.0	M. Eichhorn		D. Stieb	87
1987	J. Key	261.0	J. Clancy	180	D. Stieb	87
1988	M. Flanagan	211.0	D. Steib	147	M. Flanagan	80
1989	J. Key	216.0	D. Ward	122	D. Stieb	76
1990	D. Steib	208.2	D. Steib	125	T. Stottlemyre	69
1991	T. Stottlemyre	219.0	D. Ward	132	T. Stottlemyre	75
1992	J. Morris	240.2	J. Guzman	165	J. Morris	80
1993	J. Guzman	221.0	J. Guzman	194	J. Guzman	110
1994	P. Hentgen	174.2	P. Hentgen	147	J. Guzman	76
1995	P. Hentgen	202.2	A. Leiter	153	A. Leiter	108
1996	P. Hentgen	265.2	P. Hentgen	177	E. Hanson	102
1997	R. Clemens	264.0	R. Clemens	292*	P. Hentgen	71
	P. Hentgen	264.0				
1998	R. Clemens	234.2	R. Clemens	271*	R. Clemens	88
1999	D. Wells	231.2	D. Wells	169	K. Escobar	81
2000	D. Wells	229.2	D. Wells	166	K. Escobar	85
2001	C. Carpenter	215.2	C. Carpenter	157	C. Carpenter	75
2002	R. Halladay	239.1	R. Halladay	168	J. Miller	66
2003	R. Halladay	266.0*	R. Halladay	204	K. Escobar	78
2004	M. Batista	198.2	T. Lilly	168	M. Batista	96
2005	J. Towers	208.2	G. Chacin	121	G. Chacin	70
2006	R. Halladay	220.0	T. Lilly	160	T. Lilly	81
2007	R. Halladay	225.1	A. Burnett	176	A. Burnett	66
2008	R. Halladay	246.0*	A. Burnett	231*	A. Burnett	86
2009	R. Halladay	239.0	R. Halladay	208	R. Romero	79
2010	R. Romero	210.0	B. Morrow	178	R. Romero	82
2011	R. Romero	225.0	B. Morrow	203	R. Romero	80
2012	H. Alvarez	187.1	R. Romero	124	R. Romero	105*
2013	R. Dickey	224.2	R. Dickey	177	R. Dickey	71
2014	R. Dickey	215.2	D. Hutchison	184	R. Dickey	74
2015	R. Dickey	214.1	M. Estrada	131	R. Dickey	61
2016	M. Stroman	204.0	M. Stroman	166	M. Estrada	65
2017	M. Stroman	201.0	M. Estrada	176	M. Estrada	71
2018	M. Estrada	143.2	J.A. Happ	130	A. Sanchez	58
2019	T. Thornton	154.1	T. Thornton	149	T. Thornton	61
2020	H. Ryu	67.0	H. Ryu	72	T. Roark	23
2021	R. Ray	193.1*	R. Ray	248*	R. Ray	52
2022	A. Manoah	196.2	K. Gausman	205	Y. Kikuchi	58
2023	C. Bassitt	200.0	K. Gausman	237*	Bassitt/Manoah	59
2024	J. Berrios	192.1	C. Bassitt	168	C. Bassitt	70



FIELDING PERCENTAGE – LEAGUE LEADERS

YEAR	PLAYER	POSITION	FLD%
1984	Rance Mulliniks	3B	.968
1985	Rance Mulliniks	3B	.971
1986	Rance Mulliniks	3B	.975
	Tony Fernandez	SS	.983
1988	Fred McGriff	1B	1.000
1989	Tony Fernandez	SS	.992
1990	Manuel Lee	2B	.993
1991	Devon White	CF	.998
1995	Roberto Alomar	2B	.994
1997	Alex Gonzalez	SS	.986
2004	Vernon Wells	CF	.997
	Eric Hinske	3B	.978
2005	Vernon Wells	CF	1.000
2009	Lyle Overbay	1B	.998
2010	Vernon Wells	CF	1.000
2018	Justin Smoak	1B	.999
2022	Matt Chapman	3B	.988
2023	George Springer	RF	1.000
2024	Daulton Varsho	CF	.994

19 Blue Jays pitchers have led or tied for league lead in fielding (min. 35 chances).

SHUTOUTS

The Blue Jays have played 112 games that have resulted in a 1-0 decision and are 60-52 in those contests.

Year by Year	W	L	Year by Year	W	L
1977	3	15	2002	6	6
1978	5	19	2003	6	5
1979	7	15	2004	11	12
1980	9	12	2005	8	14
1981	4	20	2006	6	6
1982	13	9	2007	9	4
1983	8	8	2008	13	12
1984	10	4	2009	10	5
1985	9	4	2010	11	8
1986	12	6	2011	10	8
1987	8	10	2012	11	9
1988	17	3	2013	11	8
1989	12	7	2014	16	11
1990	9	10	2015	10	5
1991	16	9	2016	10	8
1992	14	10	2017	6	9
1993	11	1	2018	3	11
1994	4	4	2019	7	12
1995	8	10	2020	1	2
1996	7	9	2021	14	3
1997	16	11	2022	10	8
1998	11	4	2023	15	11
1999	9	8	2024	9	9
2000	4	7	Total	449	410
2001	10	9			



SINGLE SEASON

BATTING DEPARTMENTS

BATTING AVERAGE
(450PA)

1. John Olerud	1993	.363
2. Carlos Delgado	2000	.344
3. Paul Molitor	1994	.341
4. Paul Molitor	1993	.332
5. Tony Fernandez	1999	.328
6. Roberto Alomar	1993	.326
7. Vladimir Guerrero Jr.	2024	.323
8. Tony Fernandez	1987	.322
9. Tony Fernandez	1998	.321
10. Homer Bush	1999	.320

GAMES

1. Tony Fernandez	1986	163
2. Marcus Semien	2021	162
Carlos Delgado	2001	162
Carlos Delgado	2000	162
Jose Cruz	2000	162
Joe Carter	1991	162
Alfredo Griffin	1983	162
Alfredo Griffin	1982	162
Rick Bosetti	1979	162
10. 9 Players		161

HITS

1. Vernon Wells	2003	215
2. Tony Fernandez	1986	213
3. Paul Molitor	1993	211
4. Shannon Stewart	2001	202
5. John Olerud	1993	200
6. Vladimir Guerrero Jr.	2024	199
7. George Bell	1986	198
8. Carlos Delgado	2000	196
9. Aaron Hill	2009	195
10. Roberto Alomar	1993	192

AT-BATS

1. Tony Fernandez	1986	687
2. Aaron Hill	2009	682
3. Vernon Wells	2003	678
4. Alfredo Griffin	1980	653
5. Bo Bichette	2022	652
Marcus Semien	2021	652
7. Tony Fernandez	1988	648
8. Alex Rios	2007	643
9. Devon White	1991	642
10. Devon White	1992	641
George Bell	1986	641

RUNS

1. Shawn Green	1999	134
2. Vladimir Guerrero Jr.	2021	123
3. Josh Donaldson	2015	122
Josh Donaldson	2016	122
5. Bo Bichette	2021	121
Paul Molitor	1993	121
7. Vernon Wells	2003	118
8. Carlos Delgado	2003	117
9. Devon White	1993	116
10. Marcus Semien	2021	115
Carlos Delgado	2000	115

DOUBLES

1. Carlos Delgado	2000	57
2. John Olerud	1993	54
3. Vernon Wells	2003	49
4. Aaron Hill	2007	47
Alex Rios	2008	47
6. Lyle Overbay	2006	46
Adam Lind	2009	46
8. Eric Hinske	2003	45
Shawn Green	1999	45
10. Shannon Stewart	2001	44
Vernon Wells	2010	44
Vladimir Guerrero Jr.	2024	44

TRIPLES

1. Tony Fernandez	1990	17
2. Dave Collins	1984	15
Lloyd Moseby	1984	15
Alfredo Griffin	1980	15
5. Roberto Alomar	1991	11
6. Devon White	1991	10
Tony Fernandez	1985	10
Alfredo Griffin	1979	10
9. 8 Players		9

HOME RUNS

1. José Bautista	2010	54
2. Vladimir Guerrero Jr.	2021	48
3. George Bell	1987	47
4. José Canseco	1998	46
5. Marcus Semien	2021	45
6. Carlos Delgado	1999	44
7. José Bautista	2011	43
8. Carlos Delgado	2003	42
Edwin Encarnación	2012	42
Edwin Encarnación	2016	42
Shawn Green	1999	42

TOTAL BASES

1. Carlos Delgado	2000	378
2. Vernon Wells	2003	373
3. George Bell	1987	369
4. Vladimir Guerrero Jr.	2021	363
5. Shawn Green	1999	361
6. Josh Donaldson	2015	352
7. José Bautista	2010	351
8. Marcus Semien	2021	351
9. George Bell	1986	341
10. Aaron Hill	2009	340

RUNS BATTED IN

1. Carlos Delgado	2003	145
2. Carlos Delgado	2000	137
3. Carlos Delgado	1999	134
George Bell	1987	134
5. Edwin Encarnación	2016	127
6. José Bautista	2010	124
7. Shawn Green	1999	123
Josh Donaldson	2015	123
9. Joe Carter	1993	121
10. Joe Carter	1992	119

TIMES ON BASE

1. Carlos Delgado	2000	334
2. John Olerud	1993	321
3. Carlos Delgado	2003	300
4. José Bautista	2011	293
5. Paul Molitor	1993	291
6. Carlos Delgado	2001	287
7. Josh Donaldson	2016	282
8. Vladimir Guerrero Jr.	2021	280
9. Roberto Alomar	1993	277
10. Vladimir Guerrero Jr.	2024	276

STOLEN BASES

1. Dave Collins	1984	60
2. Roberto Alomar	1993	55
3. Otis Nixon	1996	54
Damaso Garcia	1982	54
5. Roberto Alomar	1991	53
6. Shannon Stewart	1998	51
7. Roberto Alomar	1992	49
8. Otis Nixon	1997	47
9. Damaso Garcia	1984	46
Rajai Davis	2012	46

BASE ON BALLS

1. José Bautista	2011	132
2. Carlos Delgado	2000	123
3. Fred McGriff	1989	119
4. John Olerud	1993	114
5. Carlos Delgado	2001	111
6. José Bautista	2015	110
7. Carlos Delgado	2003	109
Josh Donaldson	2016	109
9. José Bautista	2014	104
10. Carlos Delgado	2002	102

IBB

1. John Olerud	1993	33
2. José Bautista	2011	24
3. Carlos Delgado	2003	23
4. Carlos Delgado	2001	22
5. Carlos Delgado	2002	18
Carlos Delgado	2000	18
7. Willie Upshaw	1984	14
8. Carlos Delgado	1998	13
9. 6 Players		12

HBP

1. Shea Hillenbrand	2005	22
2. Reed Johnson	2006	21
3. Reed Johnson	2003	20
4. Carlos Delgado	2003	19
5. Josh Phelps	2003	17
Charlie O'Brien	1996	17
7. Carlos Delgado	2001	16
Reed Johnson	2005	16
Leo Jiménez	2024	16
10. Carlos Delgado	2000	15
Carlos Delgado	1999	15
Shannon Stewart	1998	15
Ed Sprague	1995	15

SLUGGING PCT (450PA)

1. Carlos Delgado	2000	.664
2. José Bautista	2010	.617
3. José Bautista	2011	.608
4. George Bell	1987	.605
5. Vladimir Guerrero Jr.	2021	.601
6. John Olerud	1993	.599
7. Carlos Delgado	2003	.593
8. Carlos Delgado	1998	.592
9. Shawn Green	1999	.588
10. Carlos Delgado	1999	.571



ON BASE PCT (450PA)

1. John Olerud	1993	.473
2. Carlos Delgado	2000	.470
3. José Bautista	2011	.447
4. Tony Fernandez	1999	.427
5. Carlos Delgado	2003	.426
6. Paul Molitor	1994	.410
7. Vladimir Alomar	1993	.408
Carlos Delgado	2001	.408
9. Carlos Delgado	2002	.406
10. Roberto Alomar	1992	.405

OPS (450PA)

1. Carlos Delgado	2000	1.134
2. John Olerud	1993	1.072
3. José Bautista	2011	1.056
4. Carlos Delgado	2003	1.019
5. Vladimir Guerrero Jr.	2021	1.002
6. José Bautista	2010	.995
7. Carlos Delgado	1998	.978
8. Shawn Green	1999	.972
9. George Bell	1987	.957
10. Carlos Delgado	2002	.955

HITTING STREAKS (G)

1. Shawn Green	1999	28
2. John Olerud	1993	26
Shannon Stewart	1999	26
Edwin Encarnacion	2015	26
5. Scott Rolan	2009	25
6. Vladimir Guerrero Jr.	2024	22
Vladimir Guerrero Jr.	2022	22
George Bell	1989	22
Carlos Delgado	2000	22
10. Damaso Garcia	1983	21
Lloyd Moseby	1983	21
Dave Martinez	2000	21

HITLESS STREAKS (AB)

1. Ed Sprague	1994	35
Danny Jansen	2021	35
George Springer	2023	35
4. Alex Gonzalez	1996	33
5. Buck Martinez	1985	32
6. Davis Schneider	2023	31
7. Mike Stanley	1998	30
Justin Turner	2024	30
9. Carlos Delgado	1998	29
Devon Travis	2017	29
Kendrys Morales	2018	29

PITCHING DEPARTMENTS**ERA (MIN. 162IP)**

1. Roger Clemens	1997	2.05
2. Alek Manoah	2022	2.24
3. Dave Stieb	1985	2.48
4. Juan Guzman	1992	2.64
5. Roger Clemens	1998	2.65
6. Jimmy Key	1987	2.76
7. Roy Halladay	2008	2.78
8. Roy Halladay	2009	2.79
9. Dave Stieb	1984	2.83
10. Robbie Ray	2021	2.84

WINS

1. Roy Halladay	2003	22
2. Roger Clemens	1997	21
Jack Morris	1992	21
4. David Wells	2000	20
Roger Clemens	1998	20
Pat Hentgen	1996	20
7. Roy Halladay	2008	20
J.A. Happ	2016	20
9. Roy Halladay	2002	19
Pat Hentgen	1993	19

LOSSES

1. Phil Huffman	1979	18
Jerry Garvin	1977	18
3. Erik Hanson	1996	17
Todd Stottlemyre	1990	17
Jesse Jefferson	1977	17
6. Jim Clancy	1980	16
Tom Underwood	1979	16
Jesse Jefferson	1978	16
Dave Lemanczyk	1977	16
10. 6 players tied	15	15

GAMES PITCHED

1. Mark Eichhorn	1987	89
2. Paul Quantrill	1998	82
3. Duane Ward	1991	81
Scott Downs	2007	81
5. Paul Quantrill	2001	80
S. Schoeneweis	2005	80
7. Trevor Miller	2003	79
Duane Ward	1992	79
9. Dan Plesac	1998	78
10. Adam Cimber	2022	77
Paul Quantrill	1997	77

GAMES STARTED

1. Jim Clancy	1982	40
2. Luis Leal	1982	38
Dave Stieb	1982	38
4. Jim Clancy	1987	37
5. Roy Halladay	2003	36
Jimmy Key	1987	36
Doyle Alexander	1985	36
Dave Stieb	1985	36
Jim Clancy	1984	36
Dave Stieb	1983	36

COMPLETE GAMES

1. Dave Stieb	1982	19
2. Jim Clancy	1980	15
3. Dave Stieb	1983	14
Dave Stieb	1980	14
5. Tom Underwood	1979	12
Jerry Garvin	1977	12
7. Doyle Alexander	1984	11
Dave Stieb	1984	11
Jim Clancy	1983	11
Jim Clancy	1982	11
Dave Stieb	1981	11
Dave Lemanczyk	1979	11
Dave Lemanczyk	1977	11

SHUTOUTS

1. Dave Stieb	1982	5
2. Dave Stieb	1988	4
Dave Stieb	1983	4
Dave Stieb	1980	4
Roy Halladay	2009	4
5. Brandon Morrow	2012	3
Roger Clemens	1998	3
Roger Clemens	1997	3
Pat Hentgen	1997	3
Pat Hentgen	1996	3
Pat Hentgen	1994	3
Jim Clancy	1986	3
Jim Clancy	1982	3
Dave Lemanczyk	1979	3

SAVES

1. Duane Ward	1993	45
2. Roberto Osuna	2017	39
3. B.J. Ryan	2006	38
Kelvim Escobar	2002	38
5. Kevin Gregg	2010	37
6. Jordan Romano	2023	36
Jordan Romano	2022	36
Billy Koch	2001	36
Roberto Osuna	2016	36
10. Tom Henke	1992	34
Tom Henke	1987	34
Casey Janssen	2013	34

SV PCT**(Min. 20 SVO)**

1. Jordan Romano	2021	95.8 (23-24)
Ken Giles	2019	95.8 (23-24)
3. Casey Janssen	2013	94.4 (34-36)
4. Tom Henke	1992	91.9 (34-37)
5. Tom Henke	1991	91.4 (32-35)
6. BJ Ryan	2006	90.5 (38-42)
7. Jordan Romano	2023	90.0 (36-40)
8. BJ Ryan	2008	88.9 (32-36)
9. Billy Koch	1999	88.6 (31-35)
10. Duane Ward	1993	88.2 (45-51)

INNINGS PITCHED

1. Dave Stieb	1982	288.1
2. Dave Stieb	1983	278.0
3. Dave Stieb	1984	267.0
4. Jim Clancy	1982	266.2
5. Roy Halladay	2003	266.0
6. Pat Hentgen	1996	265.2
7. Dave Stieb	1985	265.0
8. Roger Clemens	1997	264.0
Pat Hentgen	1997	264.0
10. Doyle Alexander	1984	261.2

BASE ON BALLS

1. Jim Clancy	1980	128
2. Juan Guzman	1993	110
3. Al Leiter	1995	108
4. Ricky Romero	2012	105
5. Erik Hanson	1996	102
6. Miguel Batista	2005	96
Dave Stieb	1985	96
8. Tom Underwood	1979	95
9. Pat Hentgen	1996	94
10. Dave Stieb	1983	93

STRIKEOUTS

1. Roger Clemens	1997	292
2. Roger Clemens	1998	271
3. Robbie Ray	2021	248
4. Kevin Gausman	2023	237
5. A.J. Burnett	2008	231
6. Roy Halladay	2009	208
7. Roy Halladay	2008	206
8. Kevin Gausman	2022	205
9. Roy Halladay	2003	204
10. Brandon Morrow	2011	203

W-L PCT**(Min. 15 decisions)**

1. Aaron Sanchez	2016	.882 (15-2)
2. J.A. Happ	2016	.833 (20-4)
3. Juan Guzman	1993	.824 (14-3)
4. Jack Morris	1992	.778 (21-6)
5. Roger Clemens	1998	.769 (20-6)
6. Roy Halladay	2006	.762 (16-5)
Juan Guzman	1992	.762 (16-5)
8. Roy Halladay	2003	.759 (22-7)
9. Dave Stieb	1990	.750 (18-6)
Roy Halladay	2005	.750 (12-4)
Roger Clemens	1997	.750 (21-7)

WINS BY RELIEVER

1. Mark Eichhorn	1986	14
2. Jeff Musselman	1987	12
3. Paul Quantrill	2001	11
Dennis Lamp	1985	11
5. Adam Cimber	2022	10
Mark Eichhorn	1987	10
Mike Timlin	1991	10
8. Tom Henke	1986	9
Duane Ward	1988	9
Billy Koch	2000	9



ALL-TIME

BATTING DEPARTMENTS

GAMES

1. Tony Fernandez	1450
2. Carlos Delgado	1423
3. Vernon Wells	1393
4. Lloyd Moseby	1392
5. José Bautista	1235
6. Ernie Whitt	1218
7. George Bell	1181
8. Rance Mulliniks	1115
Willie Upshaw	1115
10. Joe Carter	1039

AT-BATS

1. Vernon Wells	5470
2. Tony Fernandez	5335
3. Lloyd Moseby	5124
4. Carlos Delgado	5008
5. George Bell	4528
6. José Bautista	4364
7. Joe Carter	4093
8. Willie Upshaw	3710
9. Edwin Encarnacion	3645
10. Shannon Stewart	3625

RUNS

1. Carlos Delgado	889
2. José Bautista	799
4. Vernon Wells	789
4. Lloyd Moseby	768
5. Tony Fernandez	704
6. George Bell	641
7. Shannon Stewart	595
8. Edwin Encarnacion	593
9. Joe Carter	571
10. Willie Upshaw	538

HITS

1. Tony Fernandez	1583
2. Vernon Wells	1529
3. Carlos Delgado	1413
4. Lloyd Moseby	1319
5. George Bell	1294
6. José Bautista	1103
7. Shannon Stewart	1082
8. Joe Carter	1051
9. Damaso Garcia	1028
10. Willie Upshaw	982

DOUBLES

1. Carlos Delgado	343
2. Vernon Wells	339
3. Tony Fernandez	291
4. Lloyd Moseby	242
5. George Bell	237
6. Shannon Stewart	222
7. José Bautista	219
8. Joe Carter	218
9. John Olerud	213
10. Rance Mulliniks	204

TRIPLES

1. Tony Fernandez	72
2. Lloyd Moseby	60
3. Alfredo Griffin	50
4. Willie Upshaw	42
5. Roberto Alomar	36
Alex Rios	36
7. Devon White	34
Shannon Stewart	34
9. George Bell	32
10. Vernon Wells	30

HOME RUNS

1. Carlos Delgado	336
2. José Bautista	288
3. Edwin Encarnacion	239
4. Vernon Wells	223
5. Joe Carter	203
6. George Bell	202
7. Jesse Barfield	179
8. Vladimir Guerrero Jr.	160
9. Lloyd Moseby	149
10. Adam Lind	146

EXTRA BASE HITS

1. Carlos Delgado	690
2. Vernon Wells	592
3. José Bautista	519
4. George Bell	471
5. Lloyd Moseby	451
6. Joe Carter	449
7. Edwin Encarnacion	445
8. Tony Fernandez	423
9. Jesse Barfield	368
10. Adam Lind	354

RUNS BATTED IN

1. Carlos Delgado	1058
2. Vernon Wells	813
3. José Bautista	766
4. George Bell	740
5. Joe Carter	736
6. Edwin Encarnacion	679
7. Lloyd Moseby	651
8. Tony Fernandez	613
9. Jesse Barfield	527
10. Adam Lind	519

SACRIFICE HITS

1. Alfredo Griffin	74
2. Alex Gonzalez	64
3. Roberto Alomar	39
4. Lloyd Moseby	38
5. Tony Fernandez	34
John McDonald	34
7. Al Woods	31
8. Manuel Lee	28
9. Damaso Garcia	27
Willie Upshaw	27

SACRIFICE FLIES

1. Joe Carter	65
2. Carlos Delgado	61
3. George Bell	59
4. Vernon Wells	56
5. José Bautista	44
Tony Fernandez	44
7. Edwin Encarnacion	41
8. Lloyd Moseby	40
9. Ernie Whitt	36
10. Kelly Gruber	35
John Olerud	35

STOLEN BASES

1. Lloyd Moseby	255
2. Roberto Alomar	206
3. Damaso Garcia	194
4. Tony Fernandez	172
5. Shannon Stewart	166
6. Devon White	126
7. Rajai Davis	125
8. Alex Rios	112
9. Otis Nixon	101
10. Dave Collins	91

WALKS

1. Carlos Delgado	827
2. José Bautista	803
3. Lloyd Moseby	547
4. John Olerud	514
5. Edwin Encarnacion	477
6. Tony Fernandez	439
7. Rance Mulliniks	416
8. Vernon Wells	406
8. Ernie Whitt	403
10. Willie Upshaw	390

INTENTIONAL WALKS

1. Carlos Delgado	128
2. John Olerud	87
3. José Bautista	49
4. Willie Upshaw	46
5. Ernie Whitt	42
6. Lloyd Moseby	41
7. Joe Carter	39
8. George Bell	37
9. Edwin Encarnacion	36
10. Tony Fernandez	32

HIT BY PITCH

1. Carlos Delgado	122
2. Reed Johnson	80
3. Ed Sprague	68
4. Shannon Stewart	57
5. José Bautista	52
6. Lloyd Moseby	50
7. Joe Carter	49
8. Tony Fernandez	48
9. Edwin Encarnacion	39
10. George Bell	35
Kelly Gruber	35

TOTAL BASES

1. Carlos Delgado	2786
2. Vernon Wells	2597
3. José Bautista	2210
4. George Bell	2201
5. Tony Fernandez	2198
6. Lloyd Moseby	2128
7. Joe Carter	1934
8. Edwin Encarnacion	1904
9. Jesse Barfield	1672
10. Shannon Stewart	1594

BATTING AVERAGE
(Min. 3000 PA)

1. Roberto Alomar	.307
2. Shannon Stewart	.298
3. Tony Fernandez	.297
4. John Olerud	.293
5. Damaso Garcia	.288
6. Vladimir Guerrero Jr.	.288
7. George Bell	.286
8. Alex Rios	.285
9. Carlos Delgado	.282
10. Rance Mulliniks	.280

ON-BASE PERCENTAGE
(Min. 3000 PA)

1. John Olerud	.395
2. Carlos Delgado	.392
3. Roberto Alomar	.382
4. José Bautista	.372
5. Rance Mulliniks	.365
6. Shannon Stewart	.365
7. Vladimir Guerrero Jr.	.363
8. Edwin Encarnacion	.355
9. Tony Fernandez	.353
10. Willie Upshaw	.336

SLUGGING PERCENTAGE
(Min. 3000 PA)

1. Carlos Delgado	.556
2. Edwin Encarnacion	.522
3. José Bautista	.506
4. Vladimir Guerrero Jr.	.500
5. George Bell	.486
6. Jesse Barfield	.483
7. Vernon Wells	.475
8. Joe Carter	.473
9. John Olerud	.471
10. Adam Lind	.466

OPS
(Min. 3000 PA)

1. Carlos Delgado	.949
2. José Bautista	.878
3. Edwin Encarnacion	.878
4. John Olerud	.866
5. Vladimir Guerrero Jr.	.863
6. Roberto Alomar	.833
7. Jesse Barfield	.817
8. George Bell	.811
9. Shannon Stewart	.805
10. Vernon Wells	.804



PITCHING DEPARTMENTS

ERA (Min. 1000IP)

1. Dave Stieb	3.42
2. Jimmy Key	3.43
3. Roy Halladay	3.42
4. David Wells	4.06
5. Juan Guzman	4.07
6. Jim Clancy	4.10
7. Pat Hentgen	4.28
8. Todd Stottlemyre	4.39

WINS

1. Dave Stieb	175
2. Roy Halladay	148
3. Jim Clancy	128
4. Jimmy Key	116
5. Pat Hentgen	107
6. David Wells	84
7. Juan Guzman	76
8. Todd Stottlemyre	69
9. J.A. Happ	59
10. Kelvim Escobar	58

LOSSES

1. Jim Clancy	140
2. Dave Stieb	134
3. Pat Hentgen	85
4. Jimmy Key	81
5. Roy Halladay	76
6. Todd Stottlemyre	70
7. Juan Guzman	62
8. Luis Leal	58
9. Jesse Jefferson	56
10. Kelvim Escobar	55

GAMES

1. Jason Frasor	505
2. Duane Ward	452
3. Tom Henke	446
4. Dave Stieb	439
5. Casey Janssen	389
6. Paul Quantrill	386
7. Aaron Loup	369
9. Jim Clancy	352
Tim Mayza	352
10. Scott Downs	347

GAMES STARTED

1. Dave Stieb	408
2. Jim Clancy	345
3. Roy Halladay	287
4. Jimmy Key	250
5. Pat Hentgen	238
6. Juan Guzman	195
7. Todd Stottlemyre	175
8. Luis Leal	151
9. David Wells	138
10. Chris Carpenter	135

COMPLETE GAMES

1. Dave Stieb	103
2. Jim Clancy	73
3. Roy Halladay	49
4. Pat Hentgen	31
5. Jimmy Key	28
6. Luis Leal	27
7. Doyle Alexander	25
Dave Lemanczyk	25
9. Jesse Jefferson	21
10. Tom Underwood	19

SHUTOUTS

1. Dave Stieb	30
2. Roy Halladay	15
3. Jim Clancy	11
4. Jimmy Key	10
5. Pat Hentgen	9
6. Roger Clemens	6
7. Chris Carpenter	5
8. Jesse Jefferson	4
Todd Stottlemyre	4
Brandon Morrow	4

SAVES

1. Tom Henke	217
2. Duane Ward	121
3. Jordan Romano	105
4. Roberto Osuna	104
5. Billy Koch	100
6. Casey Janssen	90
7. B.J. Ryan	75
8. Kelvim Escobar	58
9. Mike Timlin	52
10. Ken Giles	38

INNINGS PITCHED

1. Dave Stieb	2873.0
2. Jim Clancy	2204.2
3. Roy Halladay	2046.2
4. Jimmy Key	1695.2
5. Pat Hentgen	1636.0
6. Juan Guzman	1215.2
7. David Wells	1148.2
8. T. Stottlemyre	1139.0
9. Luis Leal	946.0
10. Chris Carpenter	870.2

BASE ON BALLS

1. Dave Stieb	1020
2. Jim Clancy	814
3. Pat Hentgen	599
4. Juan Guzman	546
5. Roy Halladay	455
6. Todd Stottlemyre	414
7. Jimmy Key	404
8. Kelvim Escobar	394
9. Ricky Romero	354
10. Chris Carpenter	331

STRIKEOUTS

1. Dave Stieb	1658
2. Roy Halladay	1495
3. Jim Clancy	1237
4. Juan Guzman	1030
5. Pat Hentgen	1028
6. Jimmy Key	944
7. David Wells	784
8. Kelvim Escobar	744
9. J.A. Happ	691
10. Duane Ward	671

W-L% (Min. 100 DEC.)

1. Roy Halladay	.661
2. David Wells	.604
3. J.A. Happ	.590
4. Jimmy Key	.589
5. Dave Stieb	.566
6. Pat Hentgen	.557
7. Juan Guzman	.551
8. Kelvim Escobar	.513
9. Todd Stottlemyre	.496
10. R.A. Dickey	.485

PERFECT STARTS TO A SEASON

Following is a list of Blue Jays starters to begin a season perfectly (min. 5-0)

YEAR	PITCHER	RECORD
1997	Roger Clemens	11-0
1985	Tom Filer	7-0
1984	Luis Leal	6-0
1992	Juan Guzman	6-0
1977	Jerry Garvin	5-0
1993	Juan Guzman	5-0
2016	J.A. Happ	5-0



CONSECUTIVE WINS IN CONSECUTIVE GAME STARTS (SINGLE SEASON)

(MINIMUM 6 WINS)

Roy Halladay	11	May 1-June 22, 2003
Roger Clemens	8	April 30-June 6, 1997
José Berrios	7	Aug. 9-Sept. 14, 2024
Tom Filler	7	July 22-Aug. 23(1), 1985
Doyle Alexander	7	Aug. 27-Oct. 1, 1983
Pat Hentgen	6	July 6-Aug. 6, 1996
David Wells	6	April 19-May 14, 2000
A.J. Burnett	6	July 3-Aug. 19, 2008
J.A. Happ	6	June 11-July 8, 2016
Jim Clancy	6	April 28-May 23, 1987

CONSECUTIVE WINNING STREAKS BY PITCHERS

(MINIMUM 10 WINS)

WINS	PITCHER	DATES
15	Roger Clemens	June 3- Sept. 21, 1998
15	Roy Halladay	May 1- July 27, 2003
11	Dennis Lamp	April 26- Sept. 23, 1985
11	Roger Clemens	April 2- June 6, 1997
11	J.A. Happ	June 11-Aug. 17, 2016
10	Aaron Sanchez	April 29-July 25, 2016
10	Juan Guzman	June 22- Oct. 1, 1991



MISCELLANEOUS STATISTICS

PITCHING

15-GAME WINNERS

YEAR	PITCHER	W	L	YEAR	PITCHER	W	L	YEAR	PITCHER	W	L	YEAR	PITCHER	W	L
1982	Dave Stieb	17	14	1989	Dave Stieb	17	8	1998	Roger Clemens	20	6	2009	Roy Halladay	17	10
	Jim Clancy	16	14	1990	Dave Stieb	18	6	1999	David Wells	17	10	2010	Brett Cecil	15	7
1983	Dave Stieb	17	12	1991	Jimmy Key	16	12	2000	David Wells	20	8	2011	Ricky Romero	15	11
	Jim Clancy	15	11		Todd Stottlemyre	15	8	2002	Roy Halladay	19	7	2015	Mark Buehrle	15	8
1984	Doyle Alexander	17	6		David Wells	15	10	2003	Roy Halladay	22	7	2016	J.A. Happ	20	4
	Dave Stieb	16	8	1992	Juan Guzman	16	5	2006	Roy Halladay	16	5		Aaron Sanchez	15	2
1985	Doyle Alexander	17	10		Jack Morris	21	6		Ted Lilly	15	13	2022	Alek Manoah	16	7
1987	Jimmy Key	17	8	1993	Pat Hentgen	19	9	2007	Roy Halladay	16	7	2023	Chris Bassitt	16	8
	Jim Clancy	15	11	1996	Pat Hentgen	20	10	2008	Roy Halladay	20	11	2024	José Berrios	16	11
1988	Dave Stieb	16	8	1997	Roger Clemens	21	7		A.J. Burnett	18	10				
					Pat Hentgen	15	10								

PITCHERS WITH OVER 9 INNINGS IN ONE GAME

PITCHER	DATE	OPPONENT	INNINGS	W-L	SCORE
Jerry Garvin	May 25/77	OAK	9.2	L	L5-6 (10)
Dave Lemanczyk	July 13/77	at CWS (2nd)	11.0	W	W5-3 (11)
Dave Lemanczyk	July 17/77	at DET (2nd)	10.1	L	L6-7 (11)
Dave Lemanczyk	Oct. 2/77	CLE (1st)	11.0	W	W2-1 (11)
Jesse Jefferson	May 23/78	BOS	12.0	W	W2-1 (12)
Tom Underwood	Sept. 3/79	at BAL (1st)	10.0	ND	L1-2 (11)
Jesse Jefferson	May 16/80	OAK	11.0	W	W1-0 (11)
Dave Stieb	May 17/80	OAK	12.0	ND	L2-4 (14)
Dave Stieb	Aug. 9/80	KC	10.0	ND	W4-3 (14)
Jim Clancy	June 19/82	at OAK	10.0	W	W2-1 (12)
Jim Gott	July 31/82	at DET	10.0	W	W1-0 (10)
Dave Stieb	Sept. 16/82	CAL	11.0	ND	W2-1 (12)
Jim Clancy	Sept. 22/82	at MIN	10.0	W	W3-2 (10)
Dave Stieb	May 11/83	at CWS	10.0	W	W3-1 (10)
Dave Stieb	May 16/83	at MIL	10.0	W	W2-1 (11)
Jim Gott	Aug. 26/83	at DET	9.2	L	L3-4 (10)
Dave Stieb	Sept. 4/83	DET	10.0	W	W6-3 (10)
Jim Clancy	Sept. 24/83	at OAK	9.1	L	L1-2 (10)
Dave Stieb	May 4/84	KC	10.0	W	W4-3 (10)
Jimmy Key	June 6/85	DET	10.0	ND	W2-0 (12)
Jimmy Key	June 17/86	at MIL	10.0	ND	W2-1 (12)
Jimmy Key	July 27/86	at OAK	10.0	ND	L0-1 (15)
Mike Flanagan	Oct. 3/87	at DET	11.0	ND	L2-3 (12)
John Cerutti	April 30/89	at CAL	10.0	ND	L0-1 (11)
Tom Candiotti	July 16/91	at KC	9.1	L	L1-2 (10)
Roy Halladay	Sept. 6/03	DET	10.0	W	W1-0 (10)
Roy Halladay	April 13/07	DET	10.0	W	W2-1 (10)

BLUE JAYS—10 WINS

AT HOME

PITCHER	HOME WINS	YEAR
Doyle Alexander	12	1984
Dave Stieb	12	1988
Roger Clemens	12	1998
Roy Halladay	11	2007
Dave Stieb	11	1983
Doyle Alexander	11	1985
Jack Morris	11	1992
Drew Hutchison	11	2015
JA Happ	11	2016
Jimmy Key	10	1985
Jimmy Key	10	1987
Jeff Musselman	10	1987
Roger Clemens	10	1997
Roy Halladay	10	2002
Roy Halladay	10	2003
Roy Halladay	10	2008
A.J. Burnett	10	2008
Roy Halladay	10	2009
José Berrios	10	2024

ON ROAD

PITCHER	ROAD WINS	YEAR
Pat Hentgen	12	1993
Roy Halladay	12	2003
Pat Hentgen	11	1996
Pat Hentgen	11	1996
Roger Clemens	11	1997
David Wells	11	2000
Dave Stieb	10	1989
Roy Halladay	10	2008
Roy Halladay	10	2008
Jack Morris	10	1992



BLUE JAYS WITH 10-OR-MORE STRIKEOUTS IN A GAME

18 STRIKEOUTS	LAST	AGAINST	11 STRIKEOUTS	LAST	AGAINST
Roger Clemens	08/25/98	KC	David Price	08/03/15	MIN
17 STRIKEOUTS			Aaron Sanchez	05/12/19	CWS
Brandon Morrow	08/08/10	TB	Alek Manoah	08/11/21	@LAA
			José Berrios	08/29/21	@DET
16 STRIKEOUTS			10 STRIKEOUTS		
Roger Clemens	07/12/97	@BOS	Roger Clemens x9	07/17/98	NYN
15 STRIKEOUTS			Kevin Gausman x11	08/25/24	LAA
Roger Clemens x2	09/21/98	BAL	Juan Guzman x6	07/30/95	@OAK
14 STRIKEOUTS			A.J. Burnett x6	07/28/08	TB
Roger Clemens x3	08/02/98	@MIN	Pat Hentgen x5	05/04/97	MIN
Pat Hentgen	05/03/94	KC	Roy Halladay x5	07/24/09	TB
Roy Halladay	06/02/09	LAA	Robbie Ray x5	09/05/21	OAK
Robbie Ray	08/25/21	CWS	Dave Stieb x4	08/31/84	MIN
13 STRIKEOUTS			Kelvin Escobar x4	09/24/03	TB
A.J. Burnett x2	08/19/08	NYN	Jim Clancy x3	09/09/87	@MIL
Robbie Ray x2	09/15/21	TB	Ted Lilly x3	04/13/06	@BOS
José Berrios x2	07/12/22	PHI	Brandon Morrow x3	05/09/12	@OAK
Kevin Gausman x2	06/06/23	HOU	J.A. Happ x3	05/16/18	@NYM
Roger Clemens	08/12/97	MIN	Alek Manoah x3	10/02/21	BAL
Ted Lilly	08/23/04	BOS	Jimmy Key x2	04/24/89	@OAK
Marcus Stroman	08/01/16	@HOU	Shaun Marcum x2	07/30/10	CLE
Yusei Kikuchi	07/09/24	@SF	Drew Hutchison x2	09/10/14	CHC
12 STRIKEOUTS			R.A. Dickey x2	07/28/14	@BOS
Ricky Romero x3	06/15/11	BAL	Francisco Liriano x2	04/13/17	BAL
Brandon Morrow x2	08/17/11	@SEA	Marco Estrada x2	05/21/17	@BAL
Roger Clemens x2	06/16/97	ATL	Sean Reid-Foley x2	09/15/18	@NYN
Chris Bassitt x2	09/28/23	NYN	Aaron Sanchez x2	07/28/19	TB
Pete Vuckovich	06/26/77	@BAL	José Berrios x3	07/07/24	@SEA
Jim Clancy	04/19/88	KC	Jerry Garvin	04/13/77	DET
Dave Stieb	08/22/88	CWS	Jesse Jefferson	05/16/80	OAK
Tom Candiotti	09/09/91	DET	Luis Leal	08/24/84	@MIN
Chris Carpenter	09/04/01	NYN	Todd Stottlemyre	09/21/93	BOS
Ted Lilly	06/10/06	DET	Dave Stewart	04/25/94	@KC
A.J. Burnett	06/01/07	CWS	David Cone	07/08/95	@OAK
Dustin McGowan	09/07/07	@TB	Al Leiter	09/17/95	@MIL
J.A. Happ	08/07/14	BAL	Chris Carpenter	07/16/98	CWS
Aaron Sanchez	06/07/16	@DET	David Wells	04/19/00	ANA
Marco Estrada	05/21/17	@BAL	Cory Lidle	09/26/03	CLE
Kevin Gausman	06/27/23	SF	David Purcey	04/12/09	@CLE
Bowden Francis	08/24/24	@LAA	Scott Richmond	08/22/09	LAA
11 STRIKEOUTS			Brett Cecil	05/03/10	@CLE
Roger Clemens x6	09/26/98	DET	Ricky Romero	04/24/11	TB
Juan Guzman x4	05/10/98	@SEA	Josh Johnson	06/17/13	COL
A.J. Burnett x4	09/24/08	NYN	Todd Redmond	07/28/13	HOU
Kevin Gausman x3	06/01/23	MIL	Mark Buehrle	09/24/14	SEA
Brandon Morrow x2	10/03/12	MIN	Marcus Stroman	04/28/17	TB
Jim Clancy x2	07/12/87	KC	J.A. Happ	08/02/17	@CWS
Dave Stieb x2	08/04/89	NYN	Joe Biagini	09/01/17	@BAL
David Wells x2	07/26/00	CLE	Trent Thornton	05/24/19	SD
J.A. Happ x2	07/30/16	BAL	Steven Matz	05/25/21	@NYN
Robbie Ray x2	08/20/21	DET			
Doyle Alexander	07/23/85	SEA			
Jose Nunez	07/09/87	KC			
Al Leiter	07/23/94	TEX			
David Cone	06/28/95	@BOS			
Kelvin Escobar	08/22/98	@ANA			
Esteban Loaiza	09/08/00	DET			
Chris Carpenter	04/05/01	@TB			
Roy Halladay	09/19/01	BAL			
Dave Bush	10/01/04	NYN			
Scott Downs	09/02/05	TB			
David Purcey	08/27/08	@TB			
Scott Richmond	06/17/09	@PHI			
R.A. Dickey	09/22/13	@BOS			
Mark Buehrle	04/02/14	@TB			
Drew Hutchison	09/16/14	BAL			



LOW HIT GAMES BY BLUE JAYS (INDIVIDUAL/COMBINED)

NO-HITTER (1)

Sept. 2/90 – Dave Stieb, Toronto-3 at Cleveland-0

ONE-HIT GAMES (27)

April 24/79 – Dave Lemarczyk (9.0 IP), Toronto-2 at Texas-0, Putnam single in the 3rd inn
 Aug. 27/79 – Phil Huffman (9.0 IP), Oakland-0 at Toronto-7, Essian single in the 6th inn
 May 30/82 – Jim Gott (6.0 IP), Roy Lee Jackson (3.0 IP) Toronto-6 at Baltimore-0, Dempsey single in the 5th inn
 Sept. 28/82 – Jim Clancy (9.0 IP), Minnesota-0 at Toronto-3, Bush bloop single in 9th inn to break up perfect game
 May 14/83 – Luis Leal (5.0 IP), Roy Lee Jackson (4.0 IP) Toronto-8 at Cleveland-1, Bando single in the 8th inn
 May 22/86 – Jimmy Key (9.0 IP), Toronto-5 at Chicago (AL)-0, Guillen single in the 5th inn
 May 31/88 – Dave Stieb (9.0 IP), Milwaukee-0 at Toronto-9, Surhoff single in the 4th inn
 Sept. 24/88 – Dave Stieb (9.0 IP), Toronto-1 at Cleveland-0, Franco single in the 9th inn with two out
 Sept. 30/88 – Dave Stieb (9.0 IP), Baltimore-0 at Toronto-4, Traber single in the 9th inn with two out
 April 10/89 – Dave Stieb (9.0 IP), Toronto-8 at New York (AL)-0, Quirk single in 5th inn
 Aug. 26/89 – Dave Stieb (9.0 IP), Milwaukee-0 at Toronto-7, Yount single in 6th inn
 Aug. 26/92 – Todd Stottlemyre (9.0 IP), Toronto-9 at Chicago (AL)-0, Pasqua double with one out in the 8th inn
 Aug. 2/95 – Paul Menhart (8.0 IP), Toronto-0 at Baltimore-1, Baines home run in the 2nd inn
 May 2/98 – Roger Clemens (7.0 IP), Paul Quantrill (2.0 IP), Toronto-7 at Oakland-0, Grieve single in the 7th inn
 Sept. 27/98 – Roy Halladay (9.0 IP), Detroit-1 at Toronto-2, Higginson homerun with two out in the 9th inn
 May 21/00 – Frank Castillo (7.0 IP), Pedro Borbon (1.0 IP), Billy Koch (1.0 IP), Toronto-1 vs. Chicago (AL)-2, Johnson single in the 3rd inn
 June 24/07 – Dustin McGowan (9.0 IP), Colorado-0 at Toronto-5, Baker leadoff single in the 9th inn
 Sept. 4/09 – Roy Halladay (9.0 IP), New York (AL)-0 at Toronto-6, Pena doubled in the 6th inn with one out
 April 13/10 – Ricky Romero (8.0 IP), Kevin Gregg (1.0 IP), Chicago (AL)-2 at Toronto-4, Rios home run with one out in the 8th inn
 Aug. 8/10 – Brandon Morrow (9.0 IP), Tampa Bay-0 at Toronto-1, Longoria single with two outs in the 9th inn
 Aug. 16/10 – Shaun Marcum (9.0 IP), Toronto-3 at Oakland-1, Jackson home run with none out in the 7th inn
 April 2/11 – Kyle Drabek (7.0 IP), Shawn Camp (1.0 IP), Marc Rzepczynski (1.0 IP), Minnesota-1 at Toronto-6, Span singled in the 6th inning
 Aug. 21/11 – Luis Perez (6.0 IP), Casey Janssen (3.0 IP), Toronto-1 at Oakland-0, Weeks singled in the 6th inning
 July 24/14 – Marcus Stroman (7.0 IP), Todd Redmond (1.0 IP), Rob Rasmussen (1.0), Boston-0 at Toronto-8, Victorino singled in the 7th inning
 Aug. 6/14 – Drew Hutchison (8.2 IP), Casey Janssen (0.1 IP), Baltimore-1 at Toronto-5, Davis homered in the 2nd inning
 Aug. 30/14 – Drew Hutchison (7.0 IP), Aaron Sanchez (2.0 IP), New York (AL)-0 at Toronto-2, Teixeira doubled in the 4th inning
 July 24/16 – J.A. Happ (6.0 IP), Brett Cecil (1.0 IP), Jason Grilli (1.0 IP), Roberto Osuna (1.0 IP), Mariners-0 at Toronto-2, Martin singled in the 3rd inning
 Aug. 24/24 – Bowden Francis (8.0 IP), Chad Green (1.0 IP), Los Angeles (AL)-1 at Toronto-3, Ward homered in the 9th inning

YOUNGEST POSITION PLAYERS TO APPEAR ON OPENING DAY FOR TORONTO

PLAYER	DATE	OPPONENT	AGE
Ted Wilborn	04/05/1979	KC	20 years, 110 days
Alex Gonzalez	04/04/1994	CWS	20 years, 361 days
Travis Snider	04/06/2009	DET	21 years, 63 days
Sil Campusano	04/04/1988	KC	21 years, 95 days
Vladimir Guerrero Jr.	07/24/2020	TB	21 years, 130 days
Lloyd Moseby	04/09/1981	DET	21 years, 155 days



BATTING

.300 HITTERS (502 OR MORE PA)

YEAR	PLAYER	AVG	YEAR	PLAYER	AVG	YEAR	PLAYER	AVG	YEAR	PLAYER	AVG
1977	Bob Bailor	.310	1990	Fred McGriff	.300	1999	Tony Fernandez	.328	2006	Reed Johnson	.319
1980	Al Woods	.300	1992	Roberto Alomar	.310		Shawn Green	.309		Lyle Overbay	.312
1982	Damaso Garcia	.310	1993	John Olerud	.363		Shannon Stewart	.304		Vernon Wells	.303
1983	Damaso Garcia	.307		Paul Molitor	.332	2000	Carlos Delgado	.344	2009	Adam Lind	.305
	Lloyd Moseby	.315		Roberto Alomar	.326		Shannon Stewart	.319	2011	José Bautista	.302
	Willie Upshaw	.306	1994	Paul Molitor	.341	2001	Shannon Stewart	.316	2014	Melky Cabrera	.301
1986	George Bell	.309		Roberto Alomar	.306	2002	Shannon Stewart	.303	2021	Vladimir Guerrero Jr.	.311
1987	Tony Fernandez	.322	1995	Roberto Alomar	.300	2003	Carlos Delgado	.302	2023	Bo Bichette	.306
	George Bell	.308	1998	Tony Fernandez	.321		Vernon Wells	.317	2024	Vladimir Guerrero Jr.	.323

100 RBI

YEAR	PLAYER	RBI	YEAR	PLAYER	RBI	YEAR	PLAYER	RBI	YEAR	PLAYER	RBI
1983	Willie Upshaw	104	1994	Joe Carter	103	2001	Carlos Delgado	102	2012	Edwin Encarnacion	110
1986	Jesse Barfield	108	1996	Joe Carter	107	2002	Carlos Delgado	108	2013	Edwin Encarnacion	104
	George Bell	108		Ed Sprague	101		Vernon Wells	100	2014	José Bautista	103
1987	George Bell	134	1997	Joe Carter	102	2003	Carlos Delgado	145	2015	Josh Donaldson	123
1989	George Bell	104	1998	Carlos Delgado	115		Vernon Wells	117		José Bautista	114
1990	Kelly Gruber	118		Jose Canseco	107	2006	Vernon Wells	106		Edwin Encarnacion	111
1991	Joe Carter	108		Shawn Green	100		Troy Glaus	104	2016	Edwin Encarnacion	127
1992	Joe Carter	119	1999	Carlos Delgado	134	2009	Adam Lind	114	2021	Teoscar Hernández	116
	Dave Winfield	108		Shawn Green	123		Aaron Hill	108		Vladimir Guerrero Jr.	111
1993	Joe Carter	121	2000	Carlos Delgado	137	2010	José Bautista	124		Bo Bichette	102
	Paul Molitor	111		Tony Batista	114	2011	José Bautista	103		Marcus Semien	102
	John Olerud	107		Brad Fullmer	104				2024	Vladimir Guerrero Jr.	100

30 HOME RUNS

YEAR	PLAYER	HR's	YEAR	PLAYER	HR's	YEAR	PLAYER	HR's	YEAR	PLAYER	HR's
1980	John Mayberry	30	1997	Carlos Delgado	30	2003	Carlos Delgado	42	2014	José Bautista	35
1986	Jesse Barfield	40	1998	Jose Canseco	46		Vernon Wells	33		Edwin Encarnacion	34
	George Bell	31		Carlos Delgado	38	2004	Carlos Delgado	32	2015	Josh Donaldson	41
1987	George Bell	47		Shawn Green	35	2006	Troy Glaus	38		José Bautista	40
1988	Fred McGriff	34	1999	Carlos Delgado	44		Vernon Wells	32		Edwin Encarnacion	39
1989	Fred McGriff	36		Shawn Green	42	2009	Aaron Hill	36	2016	Edwin Encarnacion	42
1990	Kelly Gruber	31	2000	Tony Batista	41		Adam Lind	35		Josh Donaldson	37
	Fred McGriff	35		Carlos Delgado	41	2010	José Bautista	54	2017	Justin Smoak	38
1991	Joe Carter	33		Brad Fullmer	32		Vernon Wells	31		Josh Donaldson	33
1992	Joe Carter	34		Jose Cruz Jr.	31	2011	José Bautista	43	2019	Randal Grichuk	31
1993	Joe Carter	33	2001	Carlos Delgado	39	2012	Edwin Encarnacion	42	2021	Vladimir Guerrero Jr.	48
1996	Ed Sprague	36		Jose Cruz Jr.	34	2013	Edwin Encarnacion	36		Marcus Semien	45
	Joe Carter	30	2002	Carlos Delgado	33					Teoscar Hernández	32
									2022	Vladimir Guerrero Jr.	32
									2024	Vladimir Guerrero Jr.	30

30 STOLEN BASES

YEAR	PLAYER	SB	YEAR	PLAYER	SB	YEAR	PLAYER	SB	YEAR	PLAYER	SB
1982	Damaso Garcia	54	1988	Lloyd Moseby	31	1998	Shannon Stewart	51	2014	José Reyes	30
1983	Dave Collins	31	1991	Roberto Alomar	53		Shawn Green	35			
	Damaso Garcia	31		Devon White	33	1999	Shannon Stewart	37			
1984	Dave Collins	60	1992	Roberto Alomar	49		Homer Bush	32			
	Damaso Garcia	46		Devon White	37	2001	Jose Cruz Jr.	32			
	Lloyd Moseby	39	1993	Roberto Alomar	55		Raul Mondesi	30			
1985	Lloyd Moseby	37		Devon White	34	2008	Alex Rios	32			
1986	Lloyd Moseby	32	1995	Roberto Alomar	30	2011	Rajai Davis	34			
1987	Lloyd Moseby	39	1996	Otis Nixon	54	2012	Rajai Davis	46			
	Tony Fernandez	32	1997	Otis Nixon	47	2013	Rajai Davis	45			



SEASON RECORDS – INDIVIDUAL

* – League Leader

BATTING

Highest Average (502 PA).....	*.363.....	John Olerud-'93
Most Games.....	*163.....	Tony Fernandez-'86
Most At-Bats.....	687.....	Tony Fernandez-'86
Most Runs.....	134.....	Shawn Green-'99
Most Hits.....	*215.....	Vernon Wells-'03
Most Total Bases.....	*378.....	Carlos Delgado-'00
Highest SLG %.....	.664.....	Carlos Delgado-'00
Highest OBP %.....	.473.....	John Olerud-'93
Most Extra Base Hits.....	*99.....	Carlos Delgado-'00
Most Doubles.....	*57.....	Carlos Delgado-'00
Most Triples.....	17.....	Tony Fernandez-'90
Most Home Runs.....	*54.....	Jose Bautista-'10
Most Home Runs-Home.....	*33.....	Jose Bautista-'10
Most Home Runs-Road.....	28.....	George Bell-'87
Most Grand Slam Home Runs.....	*4.....	Louderes Gurriel Jr.-'21
Most Runs Batted In.....	*145.....	Carlos Delgado-'03
Most Base On Balls.....	132.....	Jose Bautista-'11
Most Intentional Base on Balls.....	*33.....	John Olerud-'93
Most Times Striking Out.....	170.....	Jose Bautista-'17; Matt Chapman-'22
Most Sacrifice Bunts.....	19.....	Luis Gomez-'78
Most Sacrifice Flies.....	14.....	George Bell-'89
Most Times Hit by Pitch.....	22.....	Shea Hillenbrand-'05

PITCHING

Most Wins.....	*22.....	Roy Halladay-'03
Most Home Wins.....	12.....	Doyle Alexander-'84; Dave Stieb-'88; Roger Clemens-'98
Most Road Wins.....	12.....	Pat Hentgen-'93; *Roy Halladay-'03
Most Losses.....	18.....	Phil Hufman-'79; Jerry Garvin-'77
Most Home Losses.....	10.....	Jesse Jefferson-'77; Dave Stieb-'80
Most Road Losses.....	12.....	Luis Leal-'82
Most Decisions.....	31.....	Dave Stieb-'82; Roy Halladay-'08
Highest Winning Pct (15 decisions).....	.882.....	Aaron Sanchez (15-2)-'16
Lowest ERA (162 IP).....	*2.05.....	Roger Clemens-'97
Most Appearances.....	89.....	Mark Eichhorn-'87
Most Games Started.....	40.....	Jim Clancy-'82
Most Complete Games.....	19.....	Dave Stieb-'82
Most Shutouts.....	5.....	Dave Stieb-'82
Most Innings Pitched.....	288.1.....	Dave Stieb-'82
Most Hits Allowed.....	278.....	Dave Lemanczyk-'77
Most Earned Runs Allowed.....	129.....	Erik Hanson-'96
Most Home Runs Allowed.....	36.....	Woody Williams-'98
Most Bases on Balls.....	128.....	Jim Clancy-'80
Most Strikeouts.....	*292.....	Roger Clemens-'97
Most Hit Batsmen.....	16.....	Chris Carpenter-'01; Alek Manoah-'21; Chris Bassitt-'24
Most Balks.....	6.....	Mark Eichhorn-'88
Most Wild Pitches.....	*26.....	Juan Guzman-'93
Most Relief Wins.....	14.....	Mark Eichhorn-'86
Most Relief Losses.....	10.....	Tom Buskey-'79; Duane Ward-'89
Most Saves.....	*45.....	Duane Ward-'93
Most Decisions in Relief.....	20.....	Mark Eichhorn-'86
Innings Pitched In Relief.....	157.0.....	Mark Eichhorn-'86

BIOGRAPHIES

LAST SEASON

HISTORY

RECORDS

OPPONENTS

PLAYER DEV.

MEDIA & MISC.



MISCELLANEOUS

Most Consecutive Wins	15	Roger Clemens	June 3-Sept. 21/98
Most Consecutive Wins (Starter)	15	Roy Halladay	May 1-July 27/03
Most Consecutive Wins (Reliever)	15	Roger Clemens	June 3-Sept. 21/98
Most Consecutive Losses (Season)	15	Roy Halladay	May 1-July 27/03
Most Consecutive Losses	11	Dennis Lamp	April 6-Oct. 6/85
Most Consecutive Shutouts	13	Ricky Romero	June 27-Sept. 12/12
Most Consecutive Complete Games	13	Aaron Sanchez	May 2-July 17/19
Most Consecutive Scoreless Innings	13	Tom Underwood	Aug. 28/78 – June 10/79
Most Consecutive Scoreless IP to begin TOR career	13	Ricky Romero	June 27-Sept. 12/12
Most Consecutive Games, one or more RBI's	13	Aaron Sanchez	May 2-July 17/19
Most Consecutive Games Reached Base	3	Dave Stieb	Sept. 18-24-30/88
Most Consecutive Games Reached Base Safely	3	Roger Clemens	Aug. 20-30/98
Most Consecutive Innings, No Earned Runs	7	Dave Stieb	June 18-July 21/80
Most Saves, Consecutive Opportunities	33.0	Roger Clemens	Aug. 20-Sept. 5/98
Most Saves, Consecutive Appearances	22.0	Juan Perez	May 29-July 23/13
Most Home Runs, One Inning	8	Willie Upshaw	Sept. 11-20/83
Home Runs in Consecutive AB's	8	John Olerud	Sept. 3-14/91
Most Consecutive Stolen Bases	8	Carlos Delgado	April 16-23/00
Most Runs, One Inning	8	Carlos Delgado	June 4-12/03
Most Hits, One Inning	8	Matt Stairs	Aug. 28-Sept. 3/07
Most Consecutive Errorless Games	8	Edwin Encarnacion	Aug. 22-30/15
Most Errors, Game	11	Jesse Barfield	Aug. 17-27/85
Most Double Plays, Game	8	Rance Mulliniks	Aug. 24-27/84
Most Innings, Home	8	Paul Molitor	Aug. 26-27/95
Most Innings, Road	8	Tony Fernandez	May 6-11/99
Longest Game, Time, Home (9.0 inning)	12	Adam Lind	June 3-4/09
Longest Game, Time, Road (9.0 inning)	44	Lyle Overbay	May 22-25/08
Longest Game, Time, Home	41.0	Edwin Encarnacion	July 21-Sept. 17/15
Longest Game, Time, Road	31	Roy Halladay	Sept. 1-Sept. 22/03
Shortest Game, Time, Home	13	Jordan Romano	May 11/21-April 22/22
Shortest Game, Time, Road	13	Jordan Romano	Sept. 19/21-April 22/22
Hitting Streak	4	vs. Texas (6th inning)	Aug. 17/01
Most Consecutive Times Shutout	4	at Baltimore (7th inning)	Sept. 11/21 (2)
Most Consecutive Scoreless Innings	4	Carlos Delgado	Sept. 25/03
Most Consecutive Complete Games	23	Joe Carter	1993-1995
Most Consecutive Shutout Games	11	vs. Seattle (A) (9th inning)	July 20/84
Most Consecutive Shutout Innings-Pitchers	11	vs. Oakland (H) (2nd inning)	April 26/95
Most Years, Pitcher	11	vs. Minnesota (H) (6th inning)	July 25/07
Most Years, Non-Pitcher	11	vs. Minnesota (H) (6th inning)	July 25/07
Longest Road Trip	11	vs. Baltimore (A) (7th inning)	Sept. 11/21(1)
	11	vs. Boston (A) (5th inning)	July. 22/22
	11	vs. Seattle (A) (9th inning)	July 20/84
	11	vs. Baltimore (A) (7th inning)	Sept. 11/21(1)
	15	Aug. 19-Sept. 4/08	
	6	at Texas	May 13/82
	6	vs. Detroit	Aug. 12/06
	6	at Minnesota	July 25/07
	19	vs. Detroit	Aug. 10/14
	19	vs. Cleveland	July 1/16
	19	at Boston	Sept. 5/17
	4:15	vs. New York (AL)	April 11/88
	4:23	at Boston	Sept. 6/20
	6:37	vs. Detroit	Aug. 10/14 (19.0)
	6:00	at Boston	Sept. 5/17 (19.0)
	1:33	vs. Minnesota	Sept. 28/82
	1:39	at Detroit	June 16/77
	28	Shawn Green	June 29-July 31, 1999
	3	May 13-15/81	
	33.0	May 12-16/81	
	4	Sept. 20, 21, 23, 24/83	
	3	May 21, 22, 23/83	
	28	June 4, 5, 6, 7/85	
	432	Carlos Delgado	April 3/00-Aug. 4/02
	15	Dave Stieb	1979-92, 1998
	12	Ernie Whitt	1977-78, 1980-89
	12	Tony Fernandez	1983-90, 1993, 1998-99, 2001
	12	Vernon Wells	1999-2010
	15	Games	1978, 1984, 1995



FIELDING SEASON RECORDS

Based on 108 games

PITCHERS

Category	Record	Player, Year
Games, Most.....	89	Mark Eichhorn, 1987
Putouts, Most.....	34	Dave Stieb, 1985; Jim Clancy, 1986
Assists, Most.....	66	Jerry Garvin, 1977
Errors, Most.....	8	Jesse Jefferson, 1977
Total Chances, Most.....	92	Dave Stieb, 1985
Double Plays, Most.....	8	Dave Stieb, 1980
Best Percentage (35 or more chances).....	1.000	Done 22x; last: Marcus Stroman, 2018

CATCHERS

Category	Record	Player, Year
Games, Most.....	138	Pat Borders, 1993
Putouts, Most.....	989	Russell Martin, 2016
Assists, Most.....	88	Pat Borders, 1992
Errors, Most.....	13	Rick Cerone, 1979; Pat Borders, 1993
Passed Balls, Most.....	19	Russell Martin, 2015
Total Chances, Most.....	1048	Russell Martin, 2016
Double Plays, Most.....	12	Pat Borders, 1993
Best Percentage.....	.997	Darrin Fletcher, 1999; Benito Santiago, 1997; Bengie Molina, 2006

FIRST BASEMEN

Category	Record	Player, Year
Games, Most.....	162	Carlos Delgado, 2000
Putouts, Most.....	1518	Carlos Delgado, 2001
Assists, Most.....	155	Lyle Overbay, 2008
Errors, Most.....	21	Willie Upshaw, 1983
Total Chances, Most.....	1630	Carlos Delgado, 2001
Double Plays, Most.....	166	Carlos Delgado, 2001
Best Percentage.....	.999	Justin Smoak, 2018

SECOND BASEMEN

Category	Record	Player, Year
Games, Most.....	160	Roberto Alomar, 1991; Aaron Hill, 2007
Putouts, Most.....	333	Roberto Alomar, 1991
Assists, Most.....	560	Aaron Hill, 2007
Errors, Most.....	16	Damaso Garcia, 1980
Total Chances, Most.....	818	Aaron Hill, 2007
Double Plays, Most.....	129	Aaron Hill, 2009
Best Percentage.....	.994	Roberto Alomar, 1995

THIRD BASEMEN

Category	Record	Player, Year
Games, Most.....	156	Kelly Gruber, 1988
Putouts, Most.....	164	Matt Chapman, 2022
Assists, Most.....	349	Kelly Gruber, 1988
Errors, Most.....	22	Roy Howell, 1978; Kelly Gruber, 1989; Eric Hinske, 2003
Total Chances, Most.....	477	Kelly Gruber, 1988
Double Plays, Most.....	41	Matt Chapman, 2022
Best Percentage.....	.988	Matt Chapman, 2022

SHORTSTOP

Category	Record	Player, Year
Games, Most.....	163	Tony Fernandez, 1986
Putouts, Most.....	319	Alfredo Griffin, 1982
Assists, Most.....	509	Alex Gonzalez, 2001
Errors, Most.....	37	Alfredo Griffin, 1980
Total Chances, Most.....	824	Alfredo Griffin, 1982
Double Plays, Most.....	126	Alfredo Griffin, 1980
Best Percentage.....	.992	Tony Fernandez, 1989

OUTFIELDERS

Category	Record	Player, Year
Games, Most.....	162	Rick Bosetti, 1979; Jose Cruz, 2000
Putouts, Most.....	473	Lloyd Moseby, 1984
Assists, Most.....	22	Jesse Barfield, 1985
Errors, Most.....	15	George Bell, 1988
Total Chances, Most.....	497	Rick Bosetti, 1979
Double Plays, Most.....	8	Jesse Barfield, 1985 & 1986
Best Percentage.....	1.000	Vernon Wells, 2005 & 2010; Frank Catalanotto, 2005; Randal Grichuk, 2021; George Springer, 2023



GAME RECORDS – INDIVIDUAL

BATTING

Category	Record	Player	Opponent	Date
At-Bats.....	9	Alfredo Griffin (17 inn.) Jose Reyes (19 inn.)	Boston (A), GM1 Detroit (H)	Oct. 4/80 Aug. 10/14
Runs.....	5	Carlos Delgado Shannon Stewart	Seattle (A) Tampa Bay (A)	May 3/99 June 25/02
	5	Orlando Hudson	Boston (H)	May 13/04
	5	Josh Donaldson	Chicago-AL (H)	May 26/15
	5	Bo Bichette	Boston (A)	June 13/21
Hits.....	5	Lourdes Gurriel Jr.	Baltimore (A)	Sept. 12/21
	6	Frank Catalanotto	Chicago-AL (A), GM2	May 1/04
		Lourdes Gurriel Jr.	Boston (A)	July 22/22
Doubles.....	4	Damaso Garcia	New York-AL (A)	June 27/86
		Shannon Stewart	New York-NL (H)	July 18/00
		Alex Rios	Boston (A)	Aug. 17/08
Triples.....	2	13x, 11 players, last: Dalton Pompey	Baltimore (H)	Sept. 26/14
Home Runs.....	4	Carlos Delgado	Tampa Bay (H)	Sept. 25/03
Extra-Base Hits.....	4	13x, 11 players, last: Vladimir Guerrero Jr.	Baltimore (A)	July 29/24(2)
RBI's.....	9	Roy Howell	New York-AL (A)	Sept. 10/77
		Edwin Encarnacion	Detroit (H)	Aug. 29/15
Sacrifice Flies.....	3	George Bell	Chicago-AL (A)	Aug. 14/90
Strikeouts.....	6	Alex Gonzalez (13 inn.)	Cleveland (H)	Sept. 9/98
Walks.....	5	Melky Cabrera (19 inn.)	Detroit (H)	Aug. 10/14
Stolen Bases.....	4	Damaso Garcia	Oakland (H)	April 25/84
		Dave Collins	Baltimore (A)	Aug. 5/84
		Roberto Alomar	Baltimore (A)	June 8/91
		Otis Nixon	Boston (H)	Aug. 14/96
		Rajai Davis	Houston (H)	July 28/13
Hit By Pitch.....	3	Reed Johnson	Texas (A)	April 16/05
		Reed Johnson	Tampa Bay (H)	April 7/06
		Reed Johnson	New York-AL (A)	April 29/06
		Isiah Kiner-Falefa	New York-AL (H)	June 27/24

“BIG” RBI GAMES

(6 OR MORE)

RBI	PLAYER	DATE	OPPONENT
9	Roy Howell	Sept. 10, 1977	NY Yankees (A)
9	Edwin Encarnacion	Aug. 29, 2015	Detroit (H)
8	Adam Lind	Aug. 31, 2009	TEXAS (A)
8	Michael Saunders	June 17, 2016	BALTIMORE (A)
7	John Mayberry	June 26, 1978	BALTIMORE (H)
7	Otto Velez	May 4, 1980	CLEVELAND (H) G1
7	George Bell	May 9, 1987	TEXAS (A)
7	Josh Phelps	July 7, 2004	SEA (H)
7	Lyle Overbay	Aug. 20, 2010	BOS (A)
7	Kendrys Morales	Aug. 31, 2017	BAL (A)
7	Vladimir Guerrero Jr.	April 27, 2021	WAS (H)
7	Lourdes Gurriel Jr.	Sept. 12, 2021	BAL (A)
6	Roy Howell	July 3, 1979	DET (A)
6	Barry Bonnell	May 3, 1980	CLE (H)
6	Lloyd Moseby	Aug. 19, 1981	KC (A)
6	Damaso Garcia	May 10, 1985	SEA (H)
6	Jesse Barfield	May 18, 1986	CLE (H)
6	George Bell	June 11, 1987	BAL (A)
6	Ernie Whitt	Sept. 12, 1987	NY Yankees (H)
6	Ernie Whitt	Sept. 27, 1988	BAL (A)
6	Kelly Gruber	April 16, 1989	KC (H)
6	George Bell	June 8, 1990	MIL (A)
6	Charlie O'Brien	May 14, 1997	DET (A)
6	Carlos Delgado	June 7, 2000	ATL (A)
6	Raul Mondesi	May 4, 2001	SEA (A)
6	Raul Mondesi	June 29, 2001	BOS (H)
6	Jose Cruz Jr.	June 25, 2002	TB (A)
6	Carlos Delgado	Sept. 25, 2003	TB (H)
6	Reed Johnson	July 1, 2005	BOS (A)
6	Adam Lind	April 6, 2009	DET (H)
6	J.P. Arencibia	May 18, 2012	NY Yankees (H)
6	Adam Lind	Sept. 7, 2013	MIN (A)
6	Edwin Encarnacion	June 20, 2014	CIN (A)
6	Josh Donaldson	Aug. 22, 2015	LAA (A)
6	Edwin Encarnacion	May 5, 2016	TEX (H)
6	Justin Smoak	April 1, 2018	NY Yankees (H)
6	Yangervis Solarte	May 3, 2018	CLE (A) G1
6	Curtis Granderson	June 10, 2018	BAL (H)
6	Teoscar Hernández	June 13, 2021	BOS (A)
6	Danny Jansen	July 22, 2022	BOS (A)
6	Raimel Tapia	July 22, 2022	BOS (A)
6	Vladimir Guerrero Jr.	May 23, 2023	TB (A)
6	George Springer	June 27, 2024	NY Yankees (H)
6	Vladimir Guerrero Jr.	June 29, 2024	NY Yankees (H)

BIOGRAPHIES

LAST SEASON

HISTORY

RECORDS

OPPONENTS

PLAYER DEV.

MEDIA & MISC.



PITCHING

Category	Record	Player	Opponent	Date
Innings.....	12	Jesse Jefferson	Boston (H)	May 23/78
		Dave Stieb	Oakland (H)	May 17/80
Most Innings, Reliever....	7.2	Pete Vuckovich	Boston (A)	Sept. 28/77
Hits.....	14	Josh Towers	Minnesota (H)	May 27/05
Runs.....	13	David Wells	Milwaukee (A)	Aug. 20/92
Earned Runs.....	13	David Wells	Milwaukee (A)	Aug. 20/92
Home Runs.....	5	Pat Hentgen	Cleveland (H)	May 26/95
		Pat Hentgen	Boston (H)	June 25/97
		Brett Cecil	Boston (A)	May 20/10
Strikeouts.....	18	Chase Anderson	New York-AL (A)	Sept. 17/20
Walks.....	9	Roger Clemens	Kansas City (H)	Aug. 25/98
		Jesse Jefferson	Baltimore (H)	June 18/77
		Jim Clancy	Chicago-AL (A)	Aug. 30/84
		Pat Hentgen	Seattle (A)	July 15/95
		Chris Carpenter	Seattle (H)	Aug. 16/99
Hit Batsmen.....	3	10x, last: Chris Bassitt	Pittsburgh (H)	June 2/24
Wild Pitches.....	4	John Cerutti	Boston (A)	July 3/86
		Edwin Hurtado	Cleveland (A)	Aug. 31/95
		Al Leiter	Boston (A)	Sept. 23/95
		Kyle Drabek	Kansas City (A)	June 7/11

FIELDING

PITCHERS

Category	Record	Player	Opponent	Date
Most Putouts.....	5	Roy Halladay	Detroit (A)	June 2/02
Most Assists.....	8	Jim Clancy	Seattle (A)	April 4/84
Most Errors.....	3	Juan Guzman	Anaheim (H)	May 23/97
Most Double Plays.....	3	Dave Lemanczyk	Boston (H)	Sept. 7/77
Most Total Chances.....	8	Jim Clancy	Seattle (A)	April 4/84

CATCHERS

Category	Record	Player	Opponent	Date
Most Putouts.....	19	Miguel Montero	Minnesota (H)	Aug. 27/17
		Danny Jansen	Seattle (H)	April 29/23
Most Assists.....	5	Jose Molina	Tampa Bay (A)	April 25/10
		J.P. Arencibia	Baltimore (A)	July 13/13
		Russell Martin	Chicago-AL (H)	April 2/18
Most Errors.....	2	12x, last: Danny Jansen	Tampa Bay (H)	May 22/21
Most Double Plays.....	2	17x, last: Alejandro Kirk	Baltimore (A)	July 30/24
Most Passed Balls.....	3	3x, last: Russell Martin	Boston (A)	June 13/15
Most Total Chances.....	20	Miguel Montero	Minnesota (H)	Aug. 27/17

FIRST BASEMEN

Category	Record	Player	Opponent	Date
Most Putouts.....	22	Edwin Encarnacion (18.0 inn.)	Texas (H)	June 8/13
Most Assists.....	4	35x, last: Spencer Horwitz	Cleveland (A)	June 22/24
Most Errors.....	3	Willie Upshaw	Boston (A)	July 1/86
		Fred McGriff (12.0 inn.)	Boston (A)	June 4/89
		John Olerud	Texas (A)	May 5/93
Most Double Plays.....	6	Lyle Overbay	Minnesota (A)	Aug. 12/06
Most Total Chances.....	24	Carlos Delgado (17.0 inn.)	New York-AL (H)	April 19/01

SECOND BASEMEN

Category	Record	Player	Opponent	Date
Most Putouts.....	12	Tomas Perez (14.0 inn.)	Kansas City (A)	Aug. 20/96
Most Assists.....	10	5x, last: Darwin Barney (19.0 inn.)	Cleveland (H)	July 1/16
Most Errors.....	3	Garth Iorg	California (A)	April 28/78
		Hector Torres	Baltimore (A)	June 24/77
		Emilio Bonifacio	Boston (H)	April 5/13
Most Double Plays.....	5	Roberto Alomar (11.0 inn.)	New York-AL (H)	May 10/95
		Tilson Brito	Detroit (H)	April 16/96
		Aaron Hill	Minnesota (A)	Aug. 12/06
Most Total Chances.....	15	Damaso Garcia	Kansas City (H)	May 7/82
		Tomas Perez (14.0 inn.)	Kansas City (A)	Aug. 20/96
		Emilio Bonifacio (16.2 inn.)	San Diego (A)	May 31/13



THIRD BASEMEN

Category	Record	Player	Opponent	Date
Most Putouts.....	6	Kelly Gruber Ed Sprague (12.1 inn.) Matt Dominguez Ernie Clement (14.0 inn.)	Milwaukee (H) Cleveland (A) Boston (A) Pittsburgh (H)	Aug. 27/92 June 15/94 June 5/16 May 31/24
Most Assists.....	9	Roy Howell	Milwaukee (H), G2	June 14/78
Most Errors.....	3	Dave Baker Kelly Gruber Kelly Gruber	Oakland (H), G2 Baltimore (A) Chicago-AL (A)	Sept. 15/82 June 27/89 May 23/92
Most Double Plays.....	3	4x, last: Eric Hinske	Texas (H)	Aug. 8/03
Most Total Chances	11	Roy Howell Ed Sprague Santiago Espinal (12.0 inn.)	Milwaukee (H) Seattle (H) Tampa Bay (H)	April 17/80 July 1/91 May 21/21

SHORTSTOPS

Category	Record	Player	Opponent	Date
Most Putouts.....	8	Alfredo Griffin Alex Gonzalez Alex Gonzalez	Texas (A) Cleveland (H) Minnesota (H)	Sept. 2/81 May 16/97 Aug. 2/01
Most Assists.....	13	Alex Gonzalez	Cleveland (H)	April 26/96
Most Errors.....	3	Alfredo Griffin Luis Sojo	Texas (A) Cleveland (A)	May 13/82 Aug. 31/90
Most Double Plays.....	5	Alfredo Griffin Alex Gonzalez Marco Scutaro (13.0 inn.) John McDonald (13.2 inn.)	California (A) Chicago-AL (A) Tampa Bay (H) Los Angeles-AL (A)	May 7/80 April 24/98 Sept. 6/08 April 9/11
Most Total Chances	16	Alex Gonzalez Marco Scutaro (13.0 inn.)	Cleveland (H) Tampa Bay (H)	April 26/96 Sept. 6/08

OUTFIELDERS

Category	Record	Player	Opponent	Date
Most Putouts.....	10	Lloyd Moseby (10.0 inn.) Shannon Stewart (11.0 inn.) Jose Cruz Jr. Raul Mondesi	New York-AL (H), G1 Boston (H) Cleveland (A) Montreal (A)	Aug. 2/83 Sept. 3/98 Oct. 1/99 July 8/00
Most Assists.....	3	Steve Bowling Rick Bosetti	Oakland (H) Detroit (H)	Aug. 27/77 May 28/79
Most Errors.....	2	20x, last: Ezequiel Carrera	Detroit (A)	July 3/15
Most Double Plays.....	2	4x, last: Dewayne Wise	Chicago-AL (A)	Aug. 6/02
Most Total Chances	10	Lloyd Moseby (10.0 inn.) Shannon Stewart (11.0 inn.) Jose Cruz Jr. Raul Mondesi	New York-AL (H), G1 Boston (H) Cleveland (A) Montreal (A)	Aug. 2/83 Sept. 3/98 Oct. 1/99 July 8/00



MONTHLY RECORDS – INDIVIDUAL

PITCHING

Category	Record	Player	Date
Games	18	Mark Eichhorn	June '87
Wins	6	Duane Ward	Sept./Oct. '92
Losses	7	4x, 4 players, last: Roy Halladay	May '03
Strikeouts	68	Jesse Jefferson	Aug. '80
Innings Pitched	60.2	Roger Clemens	Aug. '98
Saves	11	Doyle Alexander	Sept. '84
ERA (Starters)	0.88	Billy Koch	July '99
Complete Games	5	Kelvin Escobar	Sept. '02
		Alek Manoah	Sept. '22
		Tom Underwood	June '79
		Pat Hentgen	Aug. '96
Starts	8	Roy Halladay	Sept. '03
SHO	3	Luis Leal	Aug. '82
		Dave Stieb	Sept. '88
		Roger Clemens	Aug. '98

BATTING

Category	Record	Player	Date
At-Bats	134	Lloyd Moseby	Aug. '83
Hits	48	Bo Bichette	Sept. '22
Runs	31	Shawn Green	Aug. '98
Doubles	19	Carlos Delgado	July '00
Triples	5	Alfredo Griffin	May '79
	5	Lloyd Moseby	June '84
	5	Orlando Hudson	Aug. '02
Home Runs	16	Edwin Encarnacion	May '14
Runs Batted In	35	Josh Donaldson/Edwin Encarnacion	Aug. '15
Extra-Base Hits	24	Carlos Delgado	July '00
Walks	30	Fred McGriff	Aug. '8
		Jose Bautista	March/April '14
Stolen Bases	18	Dave Collins	Aug. '84
AVG450	John Olerud	April '93
SLG %919	Edwin Encarnacion	Aug. '15
OBP %550	Frank Catalanotto	April '06

O' CANADA

The Blue Jays have posted an overall record of 16-29 in games which occur on Canada Day (July 1). The Jays are 14-19 at home (2-7 at Exhibition Stadium/12-11 at Rogers Centre/0-1 at Sahlen Field) and are 2-10 on the road. Toronto did not play a game on Canada Day in 1981, 1993, and 2020.

The Blue Jays are 1-5 vs. BAL, 2-6 vs. BOS, 1-2 vs. CLE, 1-2 vs. DET, 0-1 vs. HOU 1-1 vs. KC, 0-1 vs. LAA, 1-0 vs. MIL, 0-1 vs. MON, 1-0 vs. NYM, 0-2 vs. NYY, 2-1 vs. OAK, 1-1 vs. PHI, 1-5 vs. SEA, 3-0 vs. TB, and 1-1 vs. TEX on Canada Day.



CLUB RECORDS

TORONTO'S BEST WON/LOST RECORDS

BIOGRAPHIES

LAST SEASON

HISTORY

RECORDS

OPPONENTS

PLAYER DEV.

MEDIA & MISC.



G	BEST		WORST		YEAR
	W-L	YEAR	W-L	YEAR	
1	1-0	25 times	0-1	22 times	
2	2-0	14 times	0-2	7 times	
3	3-0	92/96	0-3	79/03/04	
4	4-0	92	1-3	7 times	
5	5-0	92	1-4	78/04/17	
6	6-0	92	1-5	04/17	
7	6-1	92/94	1-6	17	
8	7-1	92	1-7	17	
9	8-1	92	1-8	17	
10	9-1	92	1-9	17	
11	9-2	92	2-9	17	
12	10-2	92	2-10	17	
13	10-3	92	2-11	17	
14	11-3	92	3-11	04/17	
15	12-3	92	3-12	17	
16	12-4	92/99	4-12	04/17	
17	13-4	92	4-13	17	
18	14-4	92	5-13	17	
19	15-4	92	5-14	17	
20	15-5	92	6-14	79/17	
21	15-6	92	6-15	17	
22	16-6	92	6-16	17	
23	16-7	92	6-17	17	
24	16-8	92/01	7-17	79/17	
25	16-9	92/01/09	7-18	79	
26	17-9	92/01/09	8-18	78/79/04	
27	18-9	92/09	8-19	79	
28	19-9	92	8-20	79	
29	20-9	92	8-21	79	
30	21-9	92	8-22	79	
31	21-10	92	8-23	79	
32	21-11	87/92	8-24	79	
33	22-11	92	9-24	79	
34	23-11	92	9-25	79	
35	24-11	92	9-26	79	
36	25-11	92	9-27	79	
37	25-12	92	10-27	79	
38	25-13	92	10-28	79	
39	25-14	84/85/92/09	10-29	79	
40	26-14	84/85/09	10-30	79	
41	27-14	84/85/09	10-31	79	
42	28-14	84/85	11-31	79	
43	29-14	84/85	11-32	79	
44	30-14	84/85	11-33	79	
45	31-14	84/85	12-33	79	
46	31-15	84/85	12-34	79	
47	32-15	84	12-35	79	
48	33-15	84	12-36	79	
49	34-15	84	12-37	79	
50	34-16	84/85	12-38	79	
51	35-16	85	12-39	79	
52	36-16	85	13-39	79	
53	36-17	84/85	13-40	79	

G	BEST		WORST		YEAR
	W-L	YEAR	W-L	YEAR	
54	36-18	84/85	13-41	79	
55	36-19	84/85	13-42	79	
56	37-19	85	14-42	79	
57	38-19	85	15-42	79	
58	38-20	85/87	16-42	79/81	
59	39-20	87	16-43	79	
60	39-21	87	17-43	79	
61	39-22	84/85/87	17-44	79	
62	40-22	84	18-44	79	
63	41-22	84/87	18-45	79	
64	41-23	84/87	18-46	79	
65	41-24	84/87	19-46	79	
66	42-24	84	20-46	79	
67	42-25	84/87	21-46	78/79	
68	43-25	84	22-46	78/79	
69	43-26	84/85/87	22-47	78/79	
70	44-26	87	23-47	78/79	
71	44-27	85/87	23-48	79	
72	45-27	85/87	23-49	79	
73	45-28	85/87	23-50	79	
74	46-28	85	23-51	79	
75	46-29	85	24-51	79	
76	46-30	85/93	24-52	79	
77	47-30	85/93	24-53	79	
78	48-30	93	24-54	79	
79	48-31	85/92/93	24-55	79	
80	49-31	92	24-56	79	
81	50-31	92	24-57	79	
82	51-31	92	25-57	79	
83	52-31	92	26-57	79	
84	53-31	92	26-58	79	
85	53-32	85/92	27-58	79	
86	53-33	85/92	27-59	79	
87	53-34	85/92	27-60	79	
88	54-34	92	28-60	79	
89	54-35	92	28-61	79	
90	55-35	92	28-62	79	
91	56-35	92	28-63	79	
92	56-36	92	29-63	79	
93	57-36	92	29-64	79	
94	57-37	85/92	29-65	79	
95	58-37	85/92	29-66	79	
96	59-37	85	29-67	79	
97	60-37	85	29-68	79	
98	61-37	85	29-69	79	
99	62-37	85	29-70	79	
100	63-37	85	30-70	79	
101	63-38	85	31-70	79	
102	64-38	85	31-71	79	
103	65-38	85	32-71	79	
104	66-38	85	32-72	79	
105	67-38	85	32-73	79	
106	67-39	85	32-74	79	
107	68-39	85	32-75	79	
108	69-39	85	32-76	79	

G	BEST		WORST		YEAR
	W-L	YEAR	W-L	YEAR	
109	69-40	85	33-76	79	
110	69-41	85	33-77	79	
111	70-41	85	33-78	79	
112	70-42	85	34-78	79	
113	71-42	85	34-79	79	
114	72-42	85	34-80	79	
115	72-43	85	35-80	79	
116	72-44	85	35-81	79	
117	73-44	85	36-81	79	
118	73-45	85	37-81	79	
119	74-45	85	38-81	79	
120	74-46	85	38-82	79	
121	75-46	85	39-82	79	
122	76-46	85	39-83	79	
123	77-46	85	39-84	79	
124	77-47	85	39-85	79	
125	78-47	85	39-86	79	
126	79-47	85	39-87	79	
127	79-48	85	40-87	79	
128	80-48	85	40-88	79	
129	81-48	85	41-88	79	
130	81-49	85	42-88	79	
131	82-49	85	42-89	79	
132	82-50	85	42-90	79	
133	83-50	85	42-91	79	
134	84-50	85	43-91	79	
135	84-51	85	43-92	79	
136	85-51	85	44-92	79	
137	86-51	85	44-93	79	
138	87-51	85	44-94	79	
139	88-51	85	44-95	79	
140	88-52	85	44-96	79	
141	89-52	85	44-97	79	
142	90-52	85	44-98	79	
143	91-52	85	45-98	79	
144	91-53	85	46-98	79	
145	91-54	85	46-99	79	
146	92-54	85	47-99	79	
147	93-54	85	48-99	79	
148	93-55	85	49-99	79	
149	94-55	85	50-99	79	
150	95-55	85	50-100	79	
151	95-56	85	50-101	79	
152	95-57	85	50-102	79	
153	96-57	85	51-102	79	
154	97-57	85	52-102	77/79	
155	98-57	85	52-103	77/79	
156	98-58	85	52-104	77/79	
157	98-59	85	52-105	77	
158	98-60	85	53-105	77/79	
159	98-61	85	53-106	77/79	
160	99-61	85	53-107	79	
161	99-62	85	53-108	79	
162	96-66	87/92	53-109	79	

BLUE JAYS MONTHLY RECORDS

		MARCH/ APRIL W-L	MAY W-L	JUNE W-L	JULY W-L	AUG. W-L	SEPT./ OCT. W-L	PRE ALL-STAR W-L	POST ALL-STAR W-L	TOTAL W-L
1977	H	6-4	5-10	3-9	5-10	3-8	3-14	18-27	7-28	25-55
	A	4-7	3-7	7-8	2-11	7-10	6-9	16-31	13-21	29-52
	T	10-11	8-17	10-17	7-21	10-18	9-23	34-58	20-49	54-107
1978	H	4-7	7-7	6-8	7-7	10-3	3-12	19-23	18-21	37-44
	A	4-6	2-11	3-9	6-11	6-11	1-10	13-30	9-28	22-58
	T	8-13	9-18	9-17	13-18	16-14	4-22	32-53	27-49	59-102
1979	H	3-8	3-15	6-5	5-6	6-8	9-7	14-32	18-17	32-49
	A	4-7	2-8	6-14	3-11	5-9	1-11	15-32	6-28	21-60
	T	7-15	5-23	12-19	8-17	11-17	10-18	29-64	24-45	53-109
1980	H	3-1	8-9	7-7	5-10	6-8	6-11	18-19	17-27	35-46
	A	6-6	5-5	3-10	6-7	5-12	7-9	15-24	17-25	32-49
	T	9-7	13-14	10-17	11-17	11-20	13-20	33-43	34-52	67-95
1981	H	2-7	5-10	0-5	—	4-8	6-6	7-22	10-14	17-36
	A	5-5	4-10	0-5	—	5-2	6-11	9-20	11-13	20-33
	T	7-12	9-20	0-10	—	9-10	12-17	16-42	21-27	37-69
1982	H	5-6	6-5	7-10	9-4	7-8	10-4	19-24	25-13	44-37
	A	3-6	7-9	5-4	6-8	6-12	7-8	18-23	16-24	34-47
	T	8-12	13-14	12-14	15-12	13-20	17-12	37-47	41-37	78-84
1983	H	4-4	12-6	6-3	8-8	7-6	11-6	23-15	25-18	48-33
	A	4-6	6-3	10-9	7-4	8-13	6-5	20-18	21-22	41-40
	T	8-10	18-9	16-12	15-12	15-19	17-11	43-33	46-40	89-73
1984	H	5-5	15-2	9-5	7-6	6-5	7-9	34-15	15-17	49-32
	A	8-4	4-4	4-11	7-8	12-7	5-7	16-19	24-22	40-41
	T	13-9	19-6	13-16	14-14	18-12	12-16	50-34	39-39	89-73
1985	H	5-4	9-2	11-5	10-4	5-3	12-8	26-13	28-13	54-26
	A	8-3	8-6	5-8	8-6	12-7	6-6	27-22	18-24	45-36
	T	13-7	17-8	16-13	18-10	17-10	18-14	53-35	46-37	99-62
1986	H	4-7	7-5	10-8	5-5	11-5	5-9	26-25	16-14	42-39
	A	5-4	7-10	7-3	10-6	7-5	8-9	21-18	23-19	44-37
	T	9-11	14-15	17-11	15-11	18-10	13-18	47-43	39-33	86-76
1987	H	7-4	7-3	8-7	12-4	5-6	13-5	28-16	24-13	52-29
	A	5-4	9-8	9-4	3-8	12-6	6-7	23-20	21-17	44-37
	T	12-8	16-11	17-11	15-12	17-12	19-12	51-36	45-30	96-66
1988	H	4-9	6-5	10-4	4-8	7-7	14-3	23-24	22-12	45-36
	A	5-4	7-11	7-7	8-6	7-7	8-4	19-22	23-17	42-39
	T	9-13	13-16	17-11	12-14	14-14	22-7	42-46	45-29	87-75
1989	H	4-5	8-9	6-5	6-8	14-4	8-5	20-23	26-12	46-35
	A	5-11	3-6	11-5	9-4	6-5	9-6	22-22	21-16	43-38
	T	9-16	11-15	17-10	15-12	20-9	17-11	42-45	47-28	89-73
1990	H	9-4	5-9	6-8	9-5	5-8	10-3	26-23	18-14	44-37
	A	3-5	9-5	9-5	5-7	8-8	8-9	21-15	21-24	42-39
	T	12-9	14-14	15-13	14-12	13-16	18-12	47-38	39-38	86-76
1991	H	8-3	8-5	8-7	8-6	6-8	8-6	27-16	19-19	46-35
	A	4-6	7-7	8-5	7-5	9-6	10-7	22-18	23-18	45-36
	T	12-9	15-12	16-12	15-11	15-14	18-13	49-34	42-37	91-71
1992	H	11-4	8-6	4-5	11-4	7-4	12-5	31-18	22-10	53-28
	A	5-3	7-6	10-7	5-6	7-12	9-4	22-16	21-22	43-38
	T	16-7	15-12	14-12	16-10	14-16	21-9	53-34	43-32	96-66
1993	H	9-4	8-6	10-3	7-9	7-6	7-5	28-19	20-14	48-33
	A	4-6	8-6	9-6	5-5	10-6	11-5	21-21	26-13	47-34
	T	13-10	16-12	19-9	12-14	17-12	18-10	49-40	46-27	95-67
1994	H	9-2	10-8	3-8	9-4	2-4	—	24-19	9-7	33-26
	A	5-8	0-8	5-10	8-6	4-2	—	14-29	8-5	22-34
	T	14-10	10-16	8-18	17-10	6-6	—	38-48	17-12	55-60
1995	H	3-2	7-8	6-5	5-8	5-8	3-12	16-17	13-26	29-43
	A	—	4-8	3-11	10-6	6-10	4-10	11-23	16-22	27-45
	T	3-2	11-16	9-16	15-14	11-18	7-22	27-40	29-48	56-88
1996	H	5-9	8-5	5-6	7-7	5-9	5-10	19-22	16-24	35-46
	A	6-5	5-10	7-9	6-7	9-6	6-5	19-27	20-15	39-42
	T	11-14	13-15	12-15	13-14	14-15	11-15	38-49	36-39	74-88
1997	H	5-7	7-8	5-11	8-4	8-6	9-3	20-29	22-10	42-39
	A	6-5	8-5	6-4	5-11	7-9	2-13	20-14	14-33	34-47
	T	11-12	15-13	11-15	13-15	15-15	11-16	40-43	36-43	76-86
1998	H	5-8	8-6	8-5	9-4	11-5	10-2	25-20	26-10	51-30
	A	5-8	10-5	6-9	3-11	6-5	7-6	21-22	16-22	37-44
	T	10-16	18-11	14-14	12-15	17-10	17-8	46-42	42-32	88-74
1999	H	9-1	4-12	13-5	9-5	2-10	3-8	29-19	11-22	40-41
	A	4-10	7-5	2-8	10-2	10-6	11-6	18-24	26-13	44-37
	T	13-11	11-17	15-13	19-7	12-16	14-14	47-43	37-35	84-78
2000	H	7-7	8-8	7-3	6-7	8-3	9-8	22-18	23-18	45-36
	A	5-7	8-4	9-7	5-9	7-8	4-8	26-23	12-20	38-43
	T	12-14	16-12	16-10	11-16	15-11	13-16	48-41	35-38	83-79

BIOGRAPHIES

LAST SEASON

HISTORY

RECORDS

OPPONENTS

PLAYER DEV.

MEDIA & MISC.



		MARCH/ APRIL W-L	MAY W-L	JUNE W-L	JULY W-L	AUG. W-L	SEPT./ OCT. W-L	PRE ALL-STAR W-L	POST ALL-STAR W-L	TOTAL W-L
2001	H	11-5	2-8	7-11	4-7	7-5	9-6	22-27	18-15	40-42
	A	5-4	8-10	5-4	7-9	9-7	6-6	20-19	20-21	40-40
	T	16-9	10-18	12-15	11-16	16-12	15-12	42-46	38-36	80-82
2002	H	3-8	5-12	9-4	8-3	7-9	10-3	17-24	25-15	42-39
	A	5-8	5-5	6-8	5-11	6-8	9-5	17-28	19-17	36-45
	T	8-16	10-17	15-12	13-14	13-17	19-8	34-52	44-32	78-84
2003	H	4-10	9-4	9-1	3-11	4-6	12-4	23-24	18-16	41-40
	A	6-8	12-4	6-10	5-6	9-9	7-3	26-22	19-14	45-36
	T	10-18	21-8	15-11	8-17	13-15	19-7	49-46	37-30	86-76
2004	H	1-8	13-6	6-6	7-5	5-10	8-6	23-23	17-18	40-41
	A	6-7	2-8	6-9	4-9	4-10	5-10	16-26	11-27	27-53
	T	7-15	15-14	12-15	11-14	9-20	13-16	39-49	28-45	67-94
2005	H	5-6	9-6	6-4	10-6	6-6	7-10	22-17	21-21	43-38
	A	8-6	6-6	6-11	3-6	7-9	7-6	22-27	15-17	37-44
	T	13-12	15-12	12-15	13-12	13-15	14-16	44-44	36-38	80-82
2006	H	8-6	11-5	9-5	7-5	6-6	9-4	29-17	21-14	50-31
	A	4-5	6-7	7-6	5-9	6-11	9-6	20-22	17-22	37-44
	T	12-11	17-12	16-11	12-14	12-17	18-10	49-39	38-36	87-75
2007	H	7-7	8-5	9-6	7-2	9-7	9-5	26-19	23-13	49-32
	A	6-5	4-11	5-7	7-10	6-6	6-8	17-25	17-22	34-47
	T	13-12	12-16	14-13	14-12	15-13	15-13	43-44	40-35	83-79
2008	H	5-7	10-4	8-7	9-4	7-6	10-5	27-20	20-14	47-34
	A	6-10	10-6	2-9	4-7	9-6	6-5	20-28	19-14	39-42
	T	11-17	20-10	10-16	13-11	16-12	16-10	47-48	39-28	86-76
2009	H	7-3	11-4	6-11	5-5	5-9	10-5	25-18	19-19	44-37
	A	8-6	3-11	6-3	3-11	5-7	6-12	19-28	12-22	31-50
	T	15-9	14-15	12-14	8-16	10-16	16-17	44-46	31-41	75-87
2010	H	6-9	9-2	5-6	7-4	8-6	10-6	23-20	22-13	45-33
	A	6-3	10-8	4-11	7-7	7-7	6-8	21-25	19-19	40-44
	T	12-12	19-10	9-17	14-11	15-13	16-14	44-45	41-32	85-77
2011	H	6-5	9-8	3-7	10-6	5-8	9-5	19-22	23-17	42-39
	A	7-9	6-5	9-8	5-5	8-7	4-8	26-25	13-17	39-42
	T	13-14	15-13	12-15	15-11	13-15	13-13	45-47	36-34	81-81
2012	H	6-7	9-3	6-6	7-7	5-7	8-10	23-19	18-21	41-40
	A	6-4	6-10	7-8	4-7	4-12	5-8	20-24	12-25	32-49
	T	12-11	15-13	13-14	11-14	9-19	13-18	43-43	30-46	73-89
2013	H	6-8	8-8	8-1	6-11	7-5	5-8	25-21	15-20	40-41
	A	4-9	5-7	9-8	4-5	5-12	7-6	20-28	14-19	34-47
	T	10-17	13-15	17-9	10-16	12-17	12-14	45-49	29-39	74-88
2014	H	5-7	12-6	6-8	7-2	7-8	9-4	25-21	21-14	46-35
	A	7-8	9-3	6-7	8-9	2-9	5-8	24-26	13-18	37-44
	T	12-15	21-9	12-15	15-11	9-17	14-12	49-47	34-32	83-79
2015	H	5-5	9-7	11-5	6-3	12-4	10-4	26-18	27-10	53-28
	A	6-7	3-10	7-4	6-10	9-2	9-8	19-28	21-13	40-41
	T	11-12	12-17	18-9	12-13	21-6	19-12	45-46	48-23	93-69
2016	H	5-7	8-7	6-4	13-6	8-4	6-7	27-20	19-15	46-35
	A	6-7	9-5	9-8	3-2	9-7	7-9	24-20	19-18	43-38
	T	11-14	17-12	15-12	16-8	17-11	13-16	51-40	38-33	89-73
2017	H	4-8	11-4	5-8	7-6	8-8	7-5	22-24	20-15	42-39
	A	4-9	7-6	6-7	5-9	5-7	7-9	19-23	15-24	34-47
	T	8-17	18-10	11-15	12-15	13-15	14-14	41-47	35-39	76-86
2018	H	9-7	3-10	10-3	5-8	7-5	6-8	24-25	16-16	40-41
	A	7-5	6-9	4-9	4-7	6-10	6-8	19-27	14-21	33-48
	T	16-12	9-19	14-12	9-15	13-15	12-16	43-52	30-37	73-89
2019	H	7-8	3-10	5-8	5-8	7-7	8-5	18-30	17-16	35-46
	A	7-7	4-11	5-9	7-6	5-8	4-8	16-27	16-22	32-49
	T	14-15	7-21	10-17	12-14	12-15	12-13	34-57	33-38	67-95
2020	H	—	—	—	0-0	8-5	9-4	—	—	35-46
	A	—	—	—	3-4	7-6	5-9	—	—	32-49
	T	—	—	—	3-4	15-11	14-13	—	—	67-95
2021	H	5-4	5-7	7-7	7-4	11-7	12-4	19-20	28-13	47-33
	A	7-8	10-6	7-5	5-7	5-7	10-5	26-22	18-16	44-38
	T	12-12	15-13	14-12	12-11	16-14	22-9	45-42	46-29	91-71
2022	H	8-4	7-4	9-7	10-6	4-8	9-5	30-19	17-15	47-34
	A	6-4	7-8	6-6	4-6	9-6	13-6	20-24	25-12	45-36
	T	14-8	14-12	15-13	14-12	13-14	22-11	50-43	42-27	92-70
2023	H	9-3	5-7	9-6	6-6	6-8	8-8	23-18	20-20	43-38
	A	9-7	6-10	7-5	8-4	8-5	8-4	27-23	19-12	46-35
	T	18-10	11-17	16-11	14-10	14-13	16-12	50-41	39-32	89-73
2024	H	8-6	5-6	7-9	6-7	8-5	5-9	21-24	18-18	39-42
	A	7-10	7-7	5-7	6-7	8-7	2-8	24-28	11-18	35-46
	T	15-16	12-13	12-16	12-14	16-12	7-17	45-52	29-36	74-88



BEST/WORST HOMESTANDS AND ROADTRIPS

(MINIMUM 6 GAMES)

UNDEFEATED HOMESTANDS

PCT.	W-L	DATES	OPPONENTS
1.000	6-0	Sept. 24-29, 2002	Baltimore, Detroit
1.000	6-0	Sept. 2-7, 2008	Minnesota, Tampa Bay
1.000	6-0	June 17-23, 2013	Colorado, Baltimore
1.000	6-0	June 5-10, 2015	Houston, Miami

UNDEFEATED ROAD TRIPS

None

WINLESS HOMESTANDS

.000	0-6	Sept. 26-Oct. 1, 1980	Boston, Detroit
.000	0-6	June 20-26, 1994	Boston, Baltimore
.000	0-6	Aug. 13-18, 1999	Oakland, Seattle
.000	0-6	May 8-13, 2001	Oakland, Seattle
.000	0-6	May 24-29, 2002	Cleveland, Boston

WINLESS ROAD TRIPS

.000	0-6	Sept. 3-9, 1979	Baltimore, Cleveland
.000	0-6	May 1-6, 2007	Cleveland, Texas
.000	0-9	May 19-27, 2009	Boston, Atlanta, Baltimore
.000	0-6	May 27-June 2, 2019	Tampa Bay, Colorado
.000	0-6	Sept. 2-8, 2019	Atlanta, Tampa Bay

LONGEST WINNING STREAKS (10 OR MORE)

11	1987	June 2-13	SEA 2, BAL 3, NYY 3, BAL 3
11	1998	Aug. 27-Sept. 7	KC 1, MIN 3, KC 2, BOS 4, CLE 1
11	2013	June 11-23	CWS 1, TEX 4, COL 3, BAL 3
11	2015	June 2-14	WSH 2, HOU 3, MIA 3, BOS 3
11	2015	Aug. 2-13	KC 1, MIN 4, NYY 3, OAK 3
10	2008	Aug. 30-Sept. 9	NYY 2, MIN 3, TB 3, CWS 2

LONGEST LOSING STREAKS (10 OR MORE)

12	1981	May 31-Aug. 10	OAK 1, CAL 3, TEX 3, CWS 2, KC 2, DET 1
11	1977	Aug. 26-Sept. 6	OAK 3, MIN 2, SEA 3, BOS 3
10	1994	June 18-28	DET 2, BOS 3, BAL 3, MIL 2

LONGEST HOME WINNING STREAKS

10	1985	July 21-Aug. 3	OAK 1, SEA 3, CAL 4, TEX 2
9	1984	May 21-June 2	MIN 3, CLE 4, NYY 2
9	1994	July 9-24	KC 2, MIN 3, TEX 4
9	1998	Aug. 27-Sept. 7	KC 1, MIN 3, BOS 4, CLE 1
9	2015	June 5-19	HOU 3, MIA 3, NYM 2, BAL 1

LONGEST ROAD WINNING STREAKS

9	1993	Sept. 14-30	DET 2, MIN 3, MIL 3, BAL 1
8	2022	Aug. 23-Sept. 5 (2)	BOS 3, PIT 3, BAL 2
7	1985	April 14-May 1	BAL 1, TEX 3, OAK 2, CAL 1
7	1987	May 25-June 13	SEA 1, NYY 3, BAL 3
7	1996	Aug. 18-24	MIN 1, KC 3, CWS 3
7	2022	May 24-June 7	STL 1, LAA 4, KC 2

LONGEST HOME LOSING STREAKS

11	1977	Aug. 15-Sept. 6	CAL 2, OAK 3, SEA 3, BOS 3
9	1999	Aug. 13-29	OAK 3, SEA 3, TEX 3
8	1999	Sept. 14-26	NYY 2, CHW 3, CLE 3
8	2004	April 15-21	DET 3, BAL 3, BOS 2

LONGEST ROAD LOSING STREAKS

12	1979	July 7-Aug. 11	TEX 2, MIL 2, MIN 4, KC 3, CWS 1
11	1979	Aug. 18-Sept. 9	CAL 1, SEA 3, BAL 3, CLE 3
9	1994	April 30-May 25	MIN 2, BAL 3, BOS 2, NYY 2
9	2009	May 19-27	BOS 3, ATL 3, BAL 3





LONGEST WINNING AND LOSING STREAKS

Year	Won	Lost	Year	Won	Lost	Year	Won	Lost	Year	Won	Lost
1977	3	11	1989	6	4	2001	4	6	2013	11	7
1978	5	9	1990	6	6	2002	7	9	2014	9	6
1979	4	7	1991	6	7	2003	6	6	2015	11	5
1980	6	8	1992	8	5	2004	6	6	2016	7	5
1981	4	12	1993	9	6	2005	4	5	2017	5	7
1982	6	6	1994	8	10	2006	5	7	2018	5	5
1983	5	6	1995	4	8	2007	5	9	2019	5	7
1984	7	6	1996	7	6	2008	10	7	2020	6	6
1985	9	6	1997	5	7	2009	6	9	2021	8	6
1986	9	5	1998	11	4	2010	6	5	2022	8	5
1987	11	7	1999	8	7	2011	6	4	2023	6	5
1988	6	6	2000	5	6	2012	4	7	2024	5	7

WINNING AND LOSING STREAKS – HOME AND ROAD

	Home		Road			Home		Road	
	Win	Loss	Win	Loss		Win	Loss	Win	Loss
1977	3	11	6	5	2001	5	7	4	4
1978	5	7	3	9	2002	6	6	5	8
1979	4	7	3	12	2003	7	6	6	4
1980	3	6	6	6	2004	6	8	3	6
1981	3	6	4	7	2005	6	5	3	6
1982	6	4	4	7	2006	5	3	3	5
1983	5	3	4	6	2007	8	4	3	7
1984	9	4	3	6	2008	6	6	4	7
1985	10	3	7	6	2009	6	4	3	9
1986	7	4	5	4	2010	5	4	6	5
1987	7	4	7	5	2011	4	5	5	4
1988	4	5	5	5	2012	4	4	4	8
1989	6	5	4	6	2013	7	6	5	7
1990	6	6	6	4	2014	7	4	6	7
1991	5	5	6	3	2015	9	2	5	5
1992	8	5	5	5	2016	7	5	4	4
1993	5	5	9	4	2017	5	5	3	5
1994	9	7	2	5	2018	7	6	4	7
1995	4	7	5	7	2019	3	7	5	7
1996	3	5	7	4	2020	4	2	4	6
1997	6	7	6	7	2021	5	6	6	3
1998	9	5	4	4	2022	4	3	8	5
1999	8	9	5	5	2023	5	4	6	4
2000	6	5	3	7	2024	4	4	3	5

BIGGEST INNINGS

BLUE JAYS

INN.	RUNS	H/A	DATE	OPP.	SCORE	WINNER	LOSER
1st	8	A	Sept. 26, 2007	BAL	8-5	Halladay	Zambrano
	8	H	July 14, 2011	NYN	16-7	Reyes	Colon
2nd	11	H	April 26, 1995	OAK	13-1	Cone	Stewart
3rd	10	A	Sept. 12, 2021	BAL	22-7	Matz	Lowther
4th	10	A	June 10, 1990	MIL	13-5	Wells	Navarro
5th	11	A	July 22, 2022	BOS	28-5	Gausman	Eovaldi
6th	11	H	July 25, 2007	MIN	13-1	Litsch	Silva
7th	11	A	Sept. 11, 2021(2)	BAL	11-2	Richards	Akin
8th	8	A	May 28, 1986	MIN	14-8	Clancy	Blyleven
	8	H	June 20, 1990	BOS	11-0	Stieb	Gardner
	8	H	July 1, 1998	NYM	15-10	Plesac	Rojas
	8	H	June 9, 2006	DET	10-5	Frasor	Jones
	8	A	Aug. 16, 2016	NYN	12-6	Feldman	Warren
9th	11	A	July 20, 1984	SEA	12-7	Acker	Mirabella
10th	6	A	Aug. 3, 1995	BAL	8-2	Jordan	Clark
11th	6	A	May 14, 2011	MIN	9-3	Rauch	Perkins
	6	A	July 6, 2023	CWS	6-2	Romano	Bummer
12th	4	A	May 2, 2005	BAL	10-5	Schoenweis	Williams
	4	A	Aug. 27, 2007	OAK	6-2	Accardo	Embree
	4	A	April 7, 2012	CLE	7-4	Janssen	Sipp
13th	5	A	July 9, 1985	SEA	9-4	Muselman	Vande Berg
14th	5	A	April 29, 1981	MIL	5-0	Leal	Easterly
	5	A	June 21, 1989	CAL	6-1	Henke	Minton
15th	3	A	June 12, 1983	CLE	6-5	Clarke	Brown
16th	3	A	April 5, 2012	CLE	7-4	Perez	Ascencio
17th	1	A	Oct. 4, 1980	BOS	7-6	Leal	Stanley
18th	1	H	July 28, 2005	ANA	2-1	Walker	Shields
19th	1	H	Aug. 10, 2014	DET	6-5	Jenkins	Porcello

OPPONENTS

INN.	RUNS	H/A	DATE	OPP.	SCORE	WINNER	LOSER
1st	10	H	June 21, 1994	BOS	1-13	Sele	Cornett
2nd	9	H	April 5, 1979	KC	2-11	Leonard	Underwood
3rd	10	A	July 3, 2010	NYN	3-11	Pettitte	Romero
4th	10	A	Sept. 28, 2000	BAL	1-23	Rapp	Carpenter
	10	H	Sept. 11, 2020	NYM	1-18	deGrom	Anderson
5th	9	A	May 3, 2018	CLE	4-13	Plutko	Biagini
6th	9	H	April 6, 2000	KC	3-9	Durbin	Escobar
7th	11	H	Aug. 6, 1979	KC	12-16	Mingori	Stieb
8th	8	H	June 30, 1977	NYN	5-11	Hunter	Garvin
	8	A	July 4, 2003	BAL	5-8	Driskill	Lopez
	8	H	Aug. 15, 2004	BAL	7-11	Groom	Chulk
9th	9	H	Aug. 28, 2004	NYN	6-18	Brown	Lilly
10th	5	H	July 24, 2013	LAD	3-8	League	J. Perez
	5	H	Aug. 7, 2018	BOS	7-10	Kimbrel	Giles
	5	H	April 10, 2024	SEA	1-6	Munoz	Mayza
11th	7	H	Aug. 26, 2014	BOS	7-11	Tazawa	Janssen
	7	H	May 24, 2021	TB	8-14	Springs	Payamps
12th	5	H	July 1, 1987	NYN	1-6	Clements	Muselman
13th	6	H	June 2, 1982	NYN	6-12	Rawley	McLaughlin
14th	4	H	Aug. 8, 1991	DET	0-4	Gibson	Henke
	4	A	April 28, 2002	LAA	5-8	Borbon	Lukasiewicz
15th	4	H	Sept. 15, 1995	MIL	1-5	Kiefer	Robinson
17th	1	A	June 8, 1998	FLA	3-4	Edmondson	Hanson
	1	H	April 19, 2001	NYN	5-6	Choate	File
19th	1	H	July 1, 2016	CLE	1-2	Bauer	Barney
	1	A	Sept. 5, 2017	BOS	2-3	Velazquez	Rowley



COMEBACKS

TRAILING BY THREE OR MORE RUNS AFTER EIGHT INNINGS AND WINNING THE GAME

Date	Inning	Opponent	Previous Score	Final Score	Runs Down
April 26, 2022	Bottom 9th	vs. BOS	L 2-5	W 6-5 (10 inn.)	3
June 19, 2021	Top 9th	at BAL	L 4-7	W 10-7	3
July 27, 2019	Bottom 9th	vs. TB	L 5-9	W 10-9 (12 inn.)	4
Sept. 20, 2018	Bottom 9th	vs. TB	L 2-8	W 9-8	6
July 30, 2017	Bottom 9th	vs. LAA	L 4-10	W 11-10	6
May 26, 2013	Bottom 9th	vs. BAL	L 2-5	W 6-5	3
April 5, 2012	Top 9th	at CLE	L 1-4	W 7-4 (16 inn.)	3
Aug. 12, 2010	Bottom 9th	vs. BOS	L 2-5	W 6-5	3
June 5, 2007	Bottom 9th	vs. TB	L 6-11	W 12-11	5
April 27, 2003	Bottom 9th	vs. KC	L 4-9	W 10-9	5
June 29, 2002	Bottom 10th	vs. MTL	L 1-4	W 5-4	3
April 14, 2001	Bottom 9th	vs. KC	L 1-4	W 5-4	3
Aug. 1, 1995	Top 9th	at BAL	L 6-10	W 12-10	4
May 7, 1992	Top 9th	at SEA	L 3-7	W 8-7	4
June 4, 1989	Top 12th	at BOS	L 6-10	W 13-11	4
April 20, 1987	Top 10th	at CLE	L 2-6	W 8-7	4
July 18, 1978	Top 10th	at SEA	L 6-9	W 13-12	3

LARGEST LEAD CHANGES

(7 RUNS OR MORE)

DEFICITS OVERCOME IN A VICTORY:

10 runs – June 4, 1989 at BOS (W 13-11, 11 inn.)
8 runs – June 20, 2014 at CIN (W, 14-9)
7 runs – April 8, 2022 vs. TEX (W, 10-8)
7 runs – Aug. 20, 2020 (GM 2) vs. PHI (W, 9-8)
7 runs – July 27, 2019 vs. TB (W, 10-9)
7 runs – June 12, 2015 at BOS (W, 13-10)
7 runs – May 6, 2013 at TB (W, 8-7)
7 runs – June 5, 2007 vs. TB (W 12-11)
7 runs – April 27, 2003 vs. KC (W 10-9)
7 runs – April 23, 1990 vs. CLE (W 12-9)

LEADS SURRENDERED IN A LOSS:

8 runs – July 25, 2009 vs. TB (L 10-9 in 12 inn.)
8 runs – Aug. 21, 2006 vs. OAK (L 12-10)
8 runs – June 4, 1995 at CLE (L 9-8)
8 runs – Sept. 7, 1979 at CLE (L 9-8)
7 runs – July 28, 2019 vs. TB (L 10-9)
7 runs – April 11, 2011 at SEA (L 8-7)
7 runs – Aug. 2, 2002 vs. BAL (L 9-8)
7 runs – July 2, 1995 vs. BAL (L 9-7)
7 runs – April 15, 1994 at CAL (L 14-13)

TRIPLE PLAYS

BLUE JAYS (4)

Inn.	Date	Opp.	Pitcher	Batter	Putout
T2	4/22/78	CWS	J. Clancy	J. Moore	P-1B-SS
B8	9/7/79	at CLE	P. Huffman	T. Cox	3B-2B-1B
T7	9/21/79	NYN	T. Underwood	D. Garcia	2B-1B-SS
B3	4/20/12	at KC	K. Drabek	E. Hosmer	1B-SS

OPPONENTS (10)

Inn.	Date	Opp.	Pitcher	Batter	Putout
B6	9/9/78	BAL	S. McGregor	R. Cerone	3B-2B-1B
B5	9/10/91	SEA	B. Holman	J. Carter	3B-2B-1B
T9	7/13/95	at SEA	T. Belcher	S. Martinez	P-SS-2B
T4	7/28/97 (GM 2)	at MIL	J. Adamson	A. Gonzalez	3B-2B-1B
B5	9/13/02	TB	D. Brazelton	K. Huckaby	2B-SS-1B
T5	5/12/08 (GM 2)	at CLE	C. Lee	L. Overbay	2B
B6	6/6/14	STL	S. Maness	J. Bautista	2B-SS/SS-1B
T4	7/26/15	at SEA	T. Walker	R. Goins	1B-SS-C
B6	9/8/17	DET	D. VerHagen	K. Pillar	3B-2B-1B
B1	6/17/21	NYN	M. King	V. Guerrero Jr.	P-1B/1B-SS-C-3B/3B-SS
B3	9/18/22	BAL	D. Kremer	M. Chapman	LSS, SS-2B-1B



HIGHEST SCORING GAMES

BY BLUE JAYS (15 OR MORE RUNS SCORED)

DATE	OPPONENT	SCORE	BLUE JAYS PITCHER OF RECORD	DATE	OPPONENT	SCORE	BLUE JAYS PITCHER OF RECORD
July 22, 2022	at Boston	28-5	Kevin Gausman	Aug. 20, 2010	at Boston	16-2	Brett Cecil
June 26, 1978	vs. Baltimore	24-10	Tom Underwood	July 14, 2011	vs. New York	16-7	Jo-Jo Reyes
Sept. 12, 2021	at Baltimore	22-7	Steven Matz	June 22, 1986	vs. New York	15-1	Jimmy Key
June 25, 2002	at Tampa Bay	20-11	Pete Walker	May 9, 1987	at Texas	15-4	Dave Stieb
May 23, 2023	at Tampa Bay	20-1	José Berrios	June 19, 1987	vs. Milwaukee	15-6	Jeff Musselman
Sept. 10, 1977	at New York	19-3	Jim Clancy	Aug. 7, 1987	at Cleveland	15-1	Dave Stieb
June 26, 1983	at Seattle	19-7	Jim Acker	June 15, 1988	vs. Cleveland	15-3	Dave Stieb
Aug. 9, 1999	at Texas	19-4	Joey Hamilton	Sept. 27, 1988	at Boston	15-9	Mike Flanagan
Aug. 12, 2019	vs. Texas	19-4	Brock Stewart	April 16, 1989	vs. Kansas City	15-8	David Wells
Sept. 14, 1987	vs. Baltimore	18-3	Jim Clancy	Aug. 6, 1992	at Detroit	15-11	Jack Morris
July 29, 1995	vs. Oakland	18-11	Giovanni Carrara	July 19, 1993	at Chicago	15-7	Dave Stewart
May 16, 2003	at Kansas City	18-1	Mark Hendrickson	June 30, 1996	vs. Milwaukee	15-2	Erik Hanson
Aug. 31, 2009	at Texas	18-10	Brett Cecil	July 6, 1996	at Detroit	15-0	Pat Hentgen
June 13, 2021	at Boston	18-4	Robbie Ray	July 13, 1996	at Milwaukee	15-7	Pat Hentgen
Sept. 20, 2022	at Philadelphia	18-11	Zach Pop	July 1, 1998	vs. New York-NL	15-10	Dan Plesac
April 11, 1988	vs. New York	17-9	David Wells	Sept. 7, 1998	vs. Cleveland	15-1	Kelvin Escobar
April 20, 1990	vs. Kansas City	17-6	Todd Stottlemyre	Aug. 10, 2000	at Kansas City	15-7	Chris Carpenter
Aug. 7, 2010	vs. Tampa Bay	17-11	Brian Tallet	May 6, 2003	vs. Texas	15-5	Roy Halladay
July 3, 2016	vs. Cleveland	17-1	J.A. Happ	April 25, 2004	at Baltimore	15-3	Roy Halladay
May 29, 2017	vs. Cincinnati	17-2	Marcus Stroman	June 12, 2004	vs. Arizona	15-4	Roy Halladay
Sept. 11, 1983	vs. Oakland	16-6	Jim Gott	July 1, 2005	at Boston	15-2	Ted Lilly
May 14, 1987	at Minnesota	16-4	Dave Stieb	Aug. 8, 2007	at New York	15-4	Roy Halladay
June 8, 1992	at New York	16-3	Todd Stottlemyre	Aug. 17, 2008	at Boston	15-4	Shaun Marcum
June 22, 1992	at Texas	16-7	Jack Morris	July 22, 2012	at Boston	15-7	Henderson Alvarez
Sept. 4, 1992	vs. Minnesota	16-5	David Cone	Aug. 22, 2015	at Los Angeles-AL	15-3	Marco Estrada
April 22, 1996	at Seattle	16-7	Tony Castillo	Aug. 29, 2015	vs. Detroit	15-1	Drew Hutchison
Aug. 19, 1998	at Seattle	16-2	Pat Hentgen	Sept. 30, 2015	at Baltimore	15-2	Marcus Stroman
May 3, 1999	at Seattle	16-10	David Wells	Aug. 26, 2016	vs. Minnesota	15-8	Francisco Liriano
Sept. 19, 2000	vs. New York	16-3	Steve Trachsel	April 18, 2018	vs. Kansas City	15-5	J.A. Happ
May 14, 2010	vs. Texas	16-10	Josh Roenicke	April 10, 2021	vs. Los Angeles-AL	15-1	Steven Matz
				Aug. 31, 2024	at Minnesota	15-1	José Berrios

BY OPPONENTS (15 OR MORE RUNS SCORED)

DATE	OPPONENT	SCORE	BLUE JAYS PITCHER OF RECORD	DATE	OPPONENT	SCORE	BLUE JAYS PITCHER OF RECORD
Aug. 25, 1979	vs. California	2-24	Balor Moore	June 27, 1989	at Baltimore	6-16	Mike Flanagan
Sept. 28, 2000	at Baltimore	1-23	Chris Carpenter	June 30, 1992	vs. Texas	13-16	David Wells
Aug. 28, 1992	vs. Milwaukee	1-22	Jimmy Key	Aug. 20, 1992	at Milwaukee	3-16	David Wells
Sept. 15, 2020	at New York (AL)	6-20	Taijuan Walker	April 18, 2000	vs. Anaheim	10-16	Frank Castillo
April 16, 2000	vs. Seattle	7-19	Chris Carpenter	June 13, 2000	at Detroit	3-16	Clayton Andrews
June 24, 2004	vs. Tampa Bay	13-19	Ted Lilly	April 8, 2001	at New York (AL)	5-16	Steve Parris
July 9, 2017	vs. Houston	1-19	J.A. Happ	July 2, 2001	vs. Boston	4-16	Esteban Loaiza
May 25, 2019	vs. San Diego	4-19	Edwin Jackson	April 8, 2002	vs. New York (AL)	3-16	Luke Prokepec
Sept. 24, 1999	vs. Cleveland	4-18	Peter Munro	April 29, 2003	vs. Texas	11-16	Mark Hendrickson
June 20, 2000	vs. Detroit	6-18	Chris Carpenter	June 11, 2011	vs. Boston	4-16	Brandon Morrow
Aug. 28, 2004	vs. New York (AL)	6-18	Ted Lilly	July 25, 2012	vs. Oakland	0-16	Ricky Romero
Sept. 13, 2011	at Boston	6-18	Brandon Morrow	Aug. 4, 2017	at Houston	7-16	Cesar Valdez
Sept. 11, 2020	vs. New York (NL)	1-18	Anderson	Aug. 20, 2019	at Los Angeles (NL)	3-16	Sean Reid-Foley
June 3, 1981	vs. California	6-17	Jim Clancy	June 28, 2024	vs. New York (AL)	5-16	Yusei Kikuchi
July 11, 1982	vs. Chicago	7-16	Jim Clancy	Sept. 25, 1977 (G1)	vs. New York (AL)	0-15	Jerry Garvin
May 6, 1986	vs. Oakland	3-17	Jimmy Key	April 9, 1982	vs. Milwaukee	4-15	Mark Bombardier
April 28, 1996	vs. Cleveland	3-17	Frank Viola	June 3, 1984	vs. New York (AL)	2-15	Jim Clancy
April 17, 1999	at Anaheim	1-17	Roy Halladay	June 29, 1987	vs. New York (AL)	14-15	Tom Henke
April 15, 2000	vs. Seattle	6-17	Roy Halladay	May 27, 1997	vs. Texas	5-15	Robert Person
Aug. 24, 2003	vs. Oakland	2-17	Kelvin Escobar	July 5, 2000	at Cleveland	7-15	Paul Quantrill
Aug. 21, 2005	at Detroit	6-17	Dustin McGowan	May 16, 2002	vs. Seattle	2-15	Luke Prokepec
April 29, 2006	at New York (AL)	6-17	Josh Towers	Aug. 19, 2006	at Baltimore	0-15	Shaun Marcum
May 8, 1979	at Minnesota	6-16	Mike Willis	May 14, 2014	vs. Cleveland	4-15	Dustin McGowan
Aug. 6, 1979	vs. Kansas City	12-16	Dave Stieb	July 2, 2017	vs. Boston	1-15	Joe Biagini
July 31, 1983	vs. Cleveland	11-16	Jim Acker	Sept. 20, 2017	at Kansas City	5-15	Brett Anderson
Aug. 15, 1984 (GM1)	at Cleveland	1-16	Luis Leal	June 14, 2019	at Houston	2-15	Aaron Sanchez
				Sept. 27, 2024	vs. Miami	5-15	José Berrios



20 OR MORE HITS

HITS	DATE	OPPONENT	BLUE JAYS- OPP. SCORE
29	July 22, 2022	at Boston	28-5
27	May 23, 2023	at Tampa Bay	20-1
25	Aug. 9, 1999	at Texas	19-4
24	June 26, 1978	Baltimore	24-10
23	May 29, 2017	Cincinnati	17-2
23	Aug. 31, 2024	at Minnesota	15-0
22	Sept. 29, 1985	at Milwaukee	13-5
22	Sept. 22, 1999	at Boston	14-9
22	May 16, 2003	at Kansas City	18-1
22	June 24, 2008	Cincinnati	14-1
22	Aug. 17, 2008	at Boston	15-14
21	June 26, 1983	at Seattle	19-7
21	Sept. 14, 1987	Baltimore	18-3
21	June 8, 1992	at New York-AL	16-3
21	Sept. 4, 1992	Minnesota	16-5
21	July 19, 1993	at Chicago	15-7
21	Aug. 24, 1997	at KC (13 inn.)	11-8
21	Aug. 19, 1998	at Seattle	16-2
21	Apr. 24, 2009	at Chicago	14-0

HITS	DATE	OPPONENT	BLUE JAYS- OPP. SCORE
21	Aug. 12, 2019	vs. Texas	19-4
21	Sept. 20, 2022	at Philadelphia	18-11
21	Oct. 1, 2022	vs. Boston	10-0
20	July 9, 1985	at SEA (13 inn.)	9-4
20	May 14, 1987	at Minnesota	16-4
20	April 11, 1988	New York-AL	17-9
20	June 22, 1992	at Texas	16-7
20	Aug. 13, 2000	at Minnesota	13-3
20	Aug. 6, 2002	Seattle	14-12
20	June 23, 2003	vs Baltimore	13-4
20	July 1, 2004	at Tampa Bay	14-0
20	Aug. 8, 2005	Detroit (12 inn.)	8-9
20	Aug. 7, 2010	Tampa Bay	17-11
20	Aug. 20, 2010	at Boston	16-2
20	July 14, 2011	New York-AL	16-7
20	Aug. 31, 2011	at Baltimore	13-0
20	Aug. 22, 2015	at Los Angeles-AL	15-3
20	June 13, 2021	at Boston	18-4

MARATHONS IN BLUE JAYS HISTORY

(15 OR MORE INNINGS)

Date	Opponent	H/A	Inn	Score	Winner	Loser
Aug. 10/14	Detroit	H	19	6-5	Jenkins	Porcello
July 1/16	Cleveland	H	19	1-2	Bauer	Barney
Sept. 5/17	Boston	A	19	2-3	Velazquez	Rowley
July 28/05	Los Angeles	H	18	2-1	Walker	Shields
June 8/13	Texas	H	18	4-3	Loup	Wolf
Oct. 4/80	Boston (G1)	A	17	7-6	Leal	Stanley
June 8/98	Florida	A	17	3-4	Edmondson	Hanson
April 19/01	New York	H	17	5-6	Choate	File
May 31/13	San Diego	A	17	3-4	Richard	Redmond
July 3/88	Oakland	H	16	8-9	Burns	Cerutti
Sept. 9/89	Cleveland	A	16	7-5	Willis	Kaiser
+April 5/12	Cleveland	A	16	7-4	Perez	Ascencio
*Aug. 28/80	Minnesota	H	15	5-7	Verhoeven	Jefferson
May 23/81	Oakland	A	15	2-3	Jones	Leal
June 12/83	California	A	15	6-5	Clarke	Brown
July 27/86	Oakland	A	15	0-1	Leiper	Clarke
June 22/90	New York	H	15	7-8	Cadaret	Blair
Sept. 15/95	Milwaukee	H	15	1-5	Kiefer	Robinson
June 19/98	Baltimore	A	15	4-7	Charlton	Risley
May 3/01	Oakland	A	15	2-3	Bradford	Borbon
Aug. 3/12	Oakland	A	15	4-5	Blackley	Loup
July 18/17	Boston	A	15	4-5	Velazquez	Bolsinger
Sept. 23/19	Baltimore	H	15	11-10	Adam	Eades

* Suspended game, due to CNE curfew – completed on August 29

Suspended game, due to rain – completed on September 18

+ Longest Opening Day game – MLB history (measured by innings)



SEASON RECORDS – CLUB

GENERAL

Category	Record	Year
Doubleheaders, Most Played.....	17	1978
Doubleheaders, Best Record.....	5-1-4	1980
Doubleheaders, Most Wins.....	5	1980
Doubleheaders, Most Losses.....	8	1978
Doubleheaders, Most Split.....	8	1977
Extra Innings, Most Wins.....	13	1989, 2011
Extra Innings, Most Losses.....	14	2017
Extra Innings, Most Played.....	23	1986
Extra Innings, Fewest Played.....	8	2000, 2003, 2006
Most Games.....	163	1984, 1986, 1998
Games Won.....	99	1985
Games Lost.....	109	1979
Games Won, Consecutively.....	11	5x, last: Aug. 2-13, 2015
Games Lost, Consecutively.....	12	May 31-June 11 & Aug. 10, 1981
Home Wins, Consecutive.....	10	July 21-28, Aug. 2-3, 1985
Home Losses, Consecutive.....	11	Aug. 15-16, 26-28, Sept. 2-6 1977
Road Wins, Consecutive.....	9	Sept. 14-30, 1993
Road Losses, Consecutive.....	12	July 7-Aug. 11, 1979
Games Won, Highest Percentage.....	.615	(99-62) 1985
One-Run Games, Most.....	59	1984, 1997
One-Run Games, Most Wins.....	34	1984
One-Run Games, Most Losses.....	32	2008
One-Run Games, Fewest Wins.....	14	2003 (13 in 2020)
One-Run Games, Fewest Losses.....	10	2006 (10 in 2020)
InterLeague, Most Wins.....	30	2023
InterLeague, Most Losses.....	26	2024
Players Used, Most.....	63	2018
Players Used, Fewest.....	33	1983, 1984
Pitchers Used, Most.....	39	2019
Pitchers Used, Fewest.....	13	1982, 1984
Shutouts, Both Teams, Most.....	27	1997, 2014
Shutouts, Most Wins.....	17	1988
Shutouts, Most Losses.....	20	1981
Shutouts, Fewest Won.....	3	1977, 2018 (1 in 2020)
Shutouts, Fewest Lost.....	1	1993 (2 in 2020)
Winning Margin, Highest.....	23	at Boston, July 22, 2022
Winning Margin, Highest by Opponent.....	22	vs. California, Aug. 25, 1979 and at Baltimore, Sept. 28, 2000

MILESTONE VICTORIES

VICTORY #	DATE	OPPONENT	SCORE	WINNER	LOSER
1	April 7/77	vs. Chicago	9-5	Jerry Johnson	Ken Brett
500	Aug. 5/84	at Baltimore	4-3	Jimmy Key	Tippy Martinez
625	Oct. 5/85*	vs. New York	5-1	Doyle Alexander	Joe Cowley
983	Sept. 30/89*	vs. Baltimore	4-3	Frank Wills	Mark Williamson
1000	May 9/90	vs. Chicago	4-3	Frank Wills	Wayne Edwards
1158	Oct. 2/91*	vs. California	6-5	Mike Timlin	Bryan Harvey
1255	Oct. 3/92*	vs. Detroit	3-1	Juan Guzman	David Haas
ALCS	Oct. 14/92**	vs. Oakland	9-2	Juan Guzman	Mike Moore
WS	Oct. 24/92#	vs. Atlanta	4-3	Jimmy Key	Charlie Leibrandt
1347	Sept. 27/93*	at Milwaukee	2-0	Pat Hentgen	Cal Eldred
ALCS	Oct. 12/93**	at Chicago	6-3	Dave Stewart	Alex Fernandez
WS	Oct. 23/93#	vs. Philadelphia	8-6	Duane Ward	Mitch Williams
1500	July 6/96	at Detroit	15-0	Pat Hentgen	Omar Olivares
2000	Aug. 19/02	vs. Kansas City	2-0	Pete Walker	Paul Byrd
2500	Sept. 3/08	vs. Minnesota	5-4	Jesse Carlson	Eddie Guardado
3000	May 8/15	vs. Boston	7-0	Aaron Sanchez	Wade Miley
3077	Sept. 30/15 (G1)*	at Baltimore	15-2	Marcus Stroman	Miguel Gonzalez
DIV	Oct. 14/15#	vs. Texas	6-3	Aaron Sanchez	Cole Hamels
3167	Oct. 2/16#	at Boston	2-1	Aaron Sanchez	Brad Ziegler
WC	Oct. 4/16\$	vs. Baltimore	5-2	Francisco Liriano	Ubaldo Jimenez
DIV	Oct. 9/16#	vs. Texas	7-6	Roberto Osuna	Matt Bush
3412	Sept. 24/20%	vs. New York	4-1	Hyun Jin Ryu	Jordan Montgomery
3500	Sept. 21/21	at Tampa Bay	4-2	Alek Manoah	Nick Anderson

* AL East Pennant Clincher #Division Series Clincher ** AL Pennant Clincher # World Series Clincher %Clinched wild-card spot
\$Wild-Card Clincher



BATTING

Category	Record	Year (Not including shortened seasons: '81, '94, '95, '20)
At-Bats, Most	5716	1986
Batting Average, Highest284	2006
Batting Average, Lowest236	2019
Hit By Pitch, Most	92	1996
Hit By Pitch, Fewest	23	1977, 1978
Hits, Most	1591	2006
Hits, Fewest	1299	2019
Home Runs, Most	262	2021
Home Runs, Fewest	95	1979
Home Runs, Home Most	146	2010
Home Runs, Home Fewest	45	1977
Home Runs, Road Most	127	2021
Home Runs, Road Fewest	44	1982
Grand Slams, Most	9	2000, 2021
Inside-The-Park, Most	4	1983
Doubles, Most	357	2003
Doubles, Fewest	217	1978
Triples, Most	68	1984
Triples, Fewest	5	2017
Most Extra-Base Hits	597	2010
Pinch-Hit Home Runs, Most	9	2014
Runs Scored, Most	894	2003
Runs Scored, Fewest	590	1978
Sacrifice Flies, Most	65	1991
Stolen Bases, Most Stolen	193	1984
Stolen Bases, Times Caught	81	1982, 1998
Stolen Bases, Fewest Stolen	28	1978
Strikeouts, Most	1514	2019
Strikeouts, Fewest	645	1978
Total Bases, Most	2664	2000
Total Bases, Fewest	1947	1978
Walks, Most	632	2016
Walks, Fewest	415	1982
On-Base Percentage, Highest352	1999
On-Base Percentage, Lowest305	2019
Slugging Percentage, Highest469	2000
Slugging Percentage, Lowest359	1978

FIELDING

Category	Record	Year (Not including shortened seasons: '81, '94, '95, '20)
Assists, Most	1939	1980
Assists, Fewest	1307	2023
Chances Total, Most	6470	1980
Chances Total, Fewest	5677	2021
Double Plays, Most	205	1980
Double Plays, Fewest	107	1992
Errors, Most	164	1977
Errors, Fewest	71	2023
Fielding Percentage, Highest988	2009, 2023
Fielding Percentage, Lowest974	1977
Passed Balls, Most	31	1995
Passed Balls, Fewest	2	2022, 2023
Putouts, Most	4428	1986
Putouts, Fewest	4216	2021
Triple Plays	2	1979
Most Errorless Games	107	2023
Most Consecutive Errorless Games	15	2008



PITCHING

Category	Record	Year (Not including shortened seasons: '81, '94, '95, '20)
Complete Games, Most.....	44	1979
Complete Games, Fewest	0	2016, 2018, 2022
Earned Run Average, Lowest	3.31	1985
Earned Run Average, Highest.....	5.14	2000
Hit Batsmen, Most.....	77	2011
Hit Batsmen, Fewest	20	1977
Hits, Most.....	1615	2000
Hits, Fewest	1257	2021
Home Runs, Most	228	2019
Home Runs, Fewest	99	1989
Home Runs, Home Most	134	2019
Home Runs, Home Fewest.....	50	1989
Home Runs, Road Most.....	108	2024
Home Runs, Road Fewest.....	49	1989, 1991
One-Hit Games	3	1988, 2010, 2014
Runs, Most.....	908	2000
Runs, Fewest	588	1985
Earned Runs, Most.....	821	2000
Earned Runs, Fewest	532	1985
Relief Appearances, Most.....	583	2018
Relief Appearances, Fewest.....	187	1977
Saves, Most	60	1991
Saves, Fewest	11	1979
Strikeouts, Most	1528	2023
Strikeouts, Fewest.....	613	1979
Walks, Most	654	1995
Walks, Fewest.....	397	2015
Wild Pitches, Most.....	83	1993
Wild Pitches, Fewest	25	1983
Shutouts, Most.....	17	1988
Shutouts, Fewest.....	3	1977, 2018
1-0 Games, Won, Most	5	1980
1-0 Games, Lost, Most.....	3	1979, 1992, 2005, 2008

PITCHERS, TOP DUOS BY WINS (TOP 5)

38	2008	Roy Halladay (20) – A.J. Burnett (18)
37	1992	Jack Morris (21) – Juan Guzman (16)
36	1997	Roger Clemens (21) – Pat Hentgen (15)
35	2003	Roy Halladay (22) – Kelvim Escobar (13)
35	2016	JA Happ (20) – Aaron Sanchez (15)

TEAMMATES WITH 30+ HR, 30+ 2B & 100+ RBI (ONE SEASON)

Year	Player 1	HR	2B	RBI	Player 2	HR	2B	RBI
2015	Josh Donaldson	41	41	123	Edwin Encarnacion	39	31	111
2009	Adam Lind	35	46	114	Aaron Hill	36	37	108
2003	Carlos Delgado	42	38	145	Vernon Wells	33	49	117
2000	Carlos Delgado	41	57	137	Tony Batista	41	32	114
1999	Carlos Delgado	44	39	134	Shawn Green	42	45	123
1998	Carlos Delgado	38	43	115	Shawn Green	35	33	100
1996	Joe Carter	30	35	107	Ed Sprague	36	35	101
1986	Jesse Barfield	40	35	108	George Bell	31	38	108



MOST WINS VS. LOSSES BY A PITCHER

(+10 OR MORE)

+16	J.A. Happ	2016	20-4	+11	Doyle Alexander	1984	17-6
+15	Jack Morris	1992	21-6		Dennis Lamp	1985	11-0
	Roy Halladay	2003	22-7		Juan Guzman	1992	16-5
+14	Roger Clemens	1997	21-7		Juan Guzman	1993	14-3
	Roger Clemens	1998	20-6		Roy Halladay	2006	16-5
+13	Aaron Sanchez	2016	15-2	+10	Pat Hentgen	1993	19-9
+12	Dave Stieb	1990	18-6		Pat Hentgen	1996	20-10
	David Wells	2000	20-8				
	Roy Halladay	2002	19-7				

CONSECUTIVE BATTERS RETIRED

BATTERS RETIRED IN ORDER

Dave Stieb	26	Aug. 4, 1989
Jim Clancy	25	Sept. 22-28, 1982
Jimmy Key	25	June 13-19, 1991
David Cone	25	June 17, 1995
Casey Janssen	25	April 13-May 7, 2013
Brett Cecil	25	May 31-June 17, 2013

CONSECUTIVE BATTERS FACED WITHOUT ALLOWING A HIT

Brett Cecil	40	May 28-June 21, 2013
David Cone	36	June 11-17, 1995
Roy Halladay	35	Sept. 1-6, 2003
Ken Robinson	34	Aug. 1-18, 1995
Shaun Marcum	34	May 8-19, 2007



GAME RECORDS – CLUB

BATTING

Category	Record	Opponent	Date
Runs.....	28	Boston (A).....	July 22/22
Hits.....	29	Boston (A).....	July 22/22
Doubles.....	10	Boston (A).....	Aug. 17/08
Triples.....	4	4x: Last–Seattle (H).....	July 5/84
Home Runs.....	10	Baltimore (H).....	Sept. 14/87
Total Bases.....	53	Baltimore (H).....	Sept. 14/87
Runs Batted in.....	28	Boston (A).....	July 22/22
Extra Base Hits.....	13	Texas (H).....	Aug. 12/19
Strikeouts.....	23	Boston (A) (19 inn.).....	Sept. 5/17
	22	Houston (A) (14 inn.).....	Aug. 1/16
	20	Cleveland (H) (11 inn.).....	Sept. 7/18
	19	California (A).....	June 8/77
	19	New York-AL (H).....	April 19/01
	19	Boston (H).....	May 11/18
Base On Balls.....	14	Detroit (19 inn.).....	Aug. 10/14
	13	Chicago-AL (H).....	April 16/79
	13	Texas (A).....	June 29/92
	13	Milwaukee (A).....	May 13/95
Stolen Bases.....	7	Baltimore (A).....	Aug. 5/84
Sacrifice Hits.....	4	Cleveland (A).....	Sept. 17/77
	4	Cleveland (A).....	Oct. 2/77
Sacrifice Flies.....	4	Chicago-AL (A).....	Aug. 14/90
	4	Baltimore (A).....	April 10/15
	4	Baltimore (H).....	June 11/16
Hit by Pitch.....	4	Boston (A).....	April 1/02
	4	Baltimore (A).....	June 19/03
	4	Boston (H).....	Sept. 7/11
	4	Baltimore (H).....	Sept. 23/19
	4	Texas (A).....	April 5/21
GIDP.....	6	Minnesota (A) (10 inn.).....	Aug. 29/77 (G1)
	6	Kansas City.....	April 30/09
Best Shutout Victory.....	15-0	Detroit (A).....	July 6/96
	15-0	Minnesota (A).....	Aug. 31/24
Worst Shutout Defeat.....	0-16	Oakland (H).....	July 25/12
Best Winning Margin.....	23	Boston (A) (Tor 28, BOS 5).....	July 22/22
Worst Losing Margin.....	22	California (H) (Tor-2, Cal-24).....	Aug. 25/79
	22	Baltimore (A) (Tor-1, Bal-23).....	Sept. 28/00
Most Consecutive Games, One or More Home Runs.....	23	(44 home runs).....	May 31-June 25/00
Most Consecutive Games, No Home Runs.....	11	(3-8 record).....	Aug. 18-28/90
Most Consecutive Strikeouts, Batters.....	7	Boston (A) (Nomo).....	May 25/01
Most Consecutive Strikeouts, Batters to Start a Game.....	6	Cleveland (H) (Colon).....	July 26/00
Most Consecutive Strikeouts, In a Game.....	7	California (A) (Ryan).....	June 8/77
	7	Boston (A) (Nomo).....	May 25/01

PITCHING

Category	Record	Opponent	Date
Most Runs.....	24	California (H).....	Aug. 25/79
Most Earned Runs.....	22	Milwaukee (H).....	Aug. 28/92
Most Hits.....	31	Milwaukee (H).....	Aug. 28/92
Most Home Runs.....	8	Boston (A).....	July 4/77
	8	Detroit (H).....	June 20/00
Most Strikeouts.....	21	Detroit (H) (14 inn.).....	Aug. 8/91
	19	Seattle (H).....	April 29/23
Most Walks.....	16	Seattle (A) 9 (11 inn.).....	May 9/02
	15	Baltimore (A).....	June 27/89
Most Wild Pitches.....	5	Texas (A).....	April 8/10
Most Hit Batsmen.....	5	Atlanta (H).....	May 15/17
Longest 1-0 game, won.....	12 inn.	Boston (A).....	Sept. 26/86
	12 inn.	Tampa Bay (A).....	June 24/15
	12 inn.	Texas (A).....	May 3/19
Longest 1-0 game, lost.....	15 inn.	Oakland (A).....	July 27/86

FIELDING

Category	Record	Opponent	Date
Most Errors.....	6	Texas (A).....	May 13/82
Most Double Plays.....	6	Detroit (H).....	April 16/96
	6	Minnesota (A).....	Aug. 12/06
Stolen Bases Allowed.....	8	Milwaukee (H).....	Aug. 29/92



MONTHLY RECORDS – CLUB

Category	Record	Year
Wins.....	21	May '03; May '14; Aug. '15
Losses.....	23	May '79
AVG.....	.314	Aug. '00
SLG %.....	.513	Aug. '00/June '03
OBP %.....	.376	April '99
Runs.....	193	May '03
Hits.....	324	Aug. '83
2B.....	78	April '03
3B.....	16	June '84; July '84
HR.....	55	Sept. '21
RBI.....	185	May '03
SB.....	47	Aug. '84
CG.....	11	June '79
SHO.....	6	Sept '88
HR Allowed.....	48	May '19; Sept./Oct '21
ERA (Low).....	2.62	Sept. '92
ERA-Bullpen (Low).....	1.16	June, '13
ERA (High).....	6.69	April '02
Best Record (winning %).....	.778 (21-6)	Aug. '15
Worst Record (winning %).....	.160 (4-21)	Sept. '78

NEAR NO-HITTERS SPOILED IN THE 9TH INNING

Pitcher	Date	Opposition	Outs	Final	Details
Jim Clancy	Sept. 28/82 (G1)	Minnesota (H)	0	3-0 win	Bush single
Dave Stieb	Aug. 24/85	Chicago (A)	0	6-3 win	Law home run
Dave Stieb	Sept. 24/88	Cleveland (A)	2	1-0 win	Franco single
Dave Stieb	Sept. 30/88	Baltimore (H)	2	4-0 win	Traber single
Dave Stieb	Aug. 4/89	New York (H)	2	2-1 win	Kelly double, Sax single
David Cone	June 17/95	Texas (H)	1	4-3 win	Gil single
Roy Halladay	Sept. 27/98	Detroit (H)	2	2-1 win	Higginson home run
Dustin McGowan	June 24/07	Colorado (H)	0	5-0 win	Baker single
Brandon Morrow	Aug. 8/10	Tampa Bay (H)	2	1-0 win	Longoria single
Bowden Francis	Aug. 24/24	Los Angeles-AL (H)	0	3-1 win	Ward home run
Bowden Francis	Sept. 11/24	New York-NL (H)	0	6-2 win	Lindor home run

CONSECUTIVE GAMES WITH AT LEAST 1 RBI

(MINIMUM 7 GAMES)

PLAYER	GAMES	RBI	DATES
Willie Upshaw	8	15	September 11-20, 1983
John Olerud	8	10	September 3-14, 1991
Carlos Delgado	8	11	April 16-23, 2000
Carlos Delgado	8	17	June 4-12, 2003
Matt Stairs	8	13	Aug. 28-Sept. 8, 2007
Edwin Encarnacion	8	24	Aug. 22-30, 2015
Jesse Barfield	7	13	Aug. 29-Sept. 2, 1983
Roberto Alomar	7	10	April 19-25, 1992
Devon White	7	8	July 1-8, 1992
Devon White	7	9	May 9-15, 1995
Jacob Brumfield	7	15	Aug. 3-16, 1996
Carlos Delgado	7	16	June 4-11, 2000
Jose Cruz Jr.	7	11	July 4-13, 2001
Jose Cruz Jr.	7	13	Sept. 29-Oct. 5 (G2), 2001
Jose Bautista	7	13	Sept. 25-Oct 2, 2009
Edwin Encarnacion	7	15	June 9-16, 2016
Russell Martin	7	10	June 9-16, 2016
Kendrys Morales	7	13	Aug. 19-26, 2018
Bo Bichette	7	11	Aug. 6-14, 2020
Vladimir Guerrero Jr.	7	21	June 23-29, 2024



BLUE JAYS ROOKIES

HIGHS & LOWS

TEAM

Category	Record	Year
Rookies on active roster, Opening Day	9	1977
Rookies on Opening Day starting lineup	4	1977
Rookies to appear during season	25	2018
Major League debuts	13	2017, 2018
Youngest rookie	Brian Milner	18 yrs, 218 days
Oldest rookie	Pete Walker	33 yrs, 28 days
Total number of at-bats by rookies	2,477	1977
Total number of hits by rookies	649	1977
Total number of innings pitched by rookies	557	1977
Games started by rookies	68	1977
Games won by rookies	31	1986, 2009

BATTING

Category	Record	Year
Greatest number of rookies in starting lineup, game	7	Many times in 1977 and Aug. 22, 2019
Highest average (502 plate appearances)	310	Bob Bailor, 1977
Most games	153	Alfredo Griffin, 1979
Most at-bats	624	Alfredo Griffin, 1979
Most hits	179	Alfredo Griffin, 1979
Most runs	99	Eric Hinske, 2002
Most total bases	272	Eric Hinske, 2002
Most extra-base hits	64	Eric Hinske, 2002
Most doubles	38	Eric Hinske, 2002
Most triples	10	Alfredo Griffin, 1979
Most home runs	24	Eric Hinske, 2002
Most runs batted in	84	Eric Hinske, 2002
Most bases on balls	77	Eric Hinske, 2002
Most times striking out	138	Eric Hinske, 2002
Highest slugging percentage	481	Eric Hinske, 2002
Highest on-base percentage	365	Eric Hinske, 2002
Most stolen bases	21	Alfredo Griffin, 1979
Most stolen base attempts	37	Alfredo Griffin, 1979
Longest hitting streak	20	Reed Johnson, 2003
Longest hitting streak to start career	11	Bo Bichette, 2019

PITCHING

Category	Record	Year
Most wins	14	Mark Eichhorn, 1986
Most losses	18	Jerry Garvin, 1977; Phil Huffman, 1979
Most decisions	28	Jerry Garvin, 1977
Most games	72	Aquilino Lopez, 2003
Most games started	34	Jerry Garvin, '77; Gustavo Chacin, '05
Most relief appearances	72	Aquilino Lopez, 2003
Most saves	31	Billy Koch, 1999
Lowest ERA (162 IP)	3.72	Gustavo Chacin, 2005
Most innings pitched	244.2	Jerry Garvin, 1977
Most ER allowed	114	Jerry Garvin, 1977
Most home runs allowed	33	Jerry Garvin, 1977
Most bases on balls	85	Jerry Garvin, 1977
Most strikeouts	166	Mark Eichhorn, 1986
Most hit batsmen	16	Alek Manoah, 2021
Most wild pitches	11	Edwin Hurtado, 1995, Kyle Drabek, 2011
Most balks	5	Chris Michalak, 2001
Most pickoffs	23	Jerry Garvin, 1977

AN EARLY START

Below is a list of the youngest starting pitchers to appear in a game in club history.

Age as of 1st start for Blue Jays:

Jeff Byrd	20 yrs, 221 days	Mike Darr	21 yrs, 167 days
Phil Huffman	20 yrs, 294 days	Jerry Garvin	21 yrs, 171 days
Henderson Alvarez	21 yrs, 114 days	Jim Clancy	21 yrs, 220 days
Roy Halladay	21 yrs, 129 days	Drew Hutchison	21 yrs, 243 days



ROOKIES YEAR BY YEAR

1977 (16): Doug Ault, Bob Bailor, Steve Bowling, Tom Bruno, "Jeff Byrd, Rick Cerone, "Jim Clancy, "Mike Darr, "Dennis DeBarr, Sam Ewing, "Jerry Garvin, "Steve Staggs, Ernie Whitt, "Mike Willis, "Al Woods, Gary Woods, "ML debut (8).

1978 (7): "Butch Alberts, Rick Bosetti, "Victor Cruz, "Garth Iorg, "Brian Milner, "Willie Ushaw, Dave Wallace, "ML debut (5).

1979 (9): "Dan Ainge, "Bobby Brown, J.J. Cannon, "Butch Edge, Alfredo Griffin, "Pedro Hernandez, "Phil Huffman, "Dave Stieb, "Ted Wilborn, "ML Debut (7).

1980 (8): Damaso Garcia, "Paul Hodgson, "Pat Kelly, "Luis Leal, Mike Macha, "Lloyd Moseby, Domingo Ramos, "Ken Schrom, "ML debut (5).

1981 (5): "Jesse Barfield, "George Bell, "Fred Manrique, "Greg Wells, Dan Whitmer, "ML debut (4).

1982 (9): "Dave Baker, Jesse Barfield, "Mark Eichhorn, "Jim Gott, Pedro Hernandez, Anthony Johnson, "Geno Petralli, Ken Schrom, "Steve Senteney, "ML debut (5).

1983 (6): "Jim Acker, "Stan Clarke, "Tony Fernandez, Geno Petralli, "Mitch Webster, "Matt Williams, "ML debut (5).

1984 (7): Tony Fernandez, "Kelly Gruber, "Toby Hernandez, "Jimmy Key, Fred Manrique, "Ron Shepherd, Mitch Webster, "ML debut (4).

1985 (10): "John Cerutti, Stan Clarke, "Steve Davis, "Cecil Fielder, Kelly Gruber, "Jeff Hearn, "Manny Lee, Ron Shepherd, "Lou Thorton, Mitch Webster, "ML debut (6).

1986 (13): "Luis Aquino, John Cerutti, Stan Clarke, Steve Davis, Mark Eichhorn, Cecil Fielder, "Don Gordon, Kelly Gruber, "Jeff Hearn, Joe Johnson, "Fred McGriff, "Jeff Musselman, Duane Ward, "ML debut (4).

1987 (12): "Jeff DeWitts, "Rob Ducey, "Alexis Infante, "Nelson Liriano, Fred McGriff, "Jeff Musselman, "Greg Myers, "Jose Nunez, "Mike Sharperson, "Matt Stark, Duane Ward, "David Wells, "ML debut (9).

1988 (7): "Tony Castillo, David Wells, "Todd Stottlemyre, "Pat Borders, Alexis Infante, "Silvestre Campuzano, Rob Ducey, "ML debut (4).

1989 (12): "Kevin Batiote, "Francisco Cabrera, Tony Castillo, "Steve Cummings, "Junior Felix, "Mauro Gozto, "Xavier Hernandez, "Glenallen Hill, Alexis Infante, Greg Myers, "John Olerud, "Alex Sanchez, "ML debut (9).

1990 (11): "Willie Blair, Steve Cummings, "Carlos Diaz, Glenallen Hill, Rick Lueken, "Bob MacDonald, Greg Myers, John Olerud, "Tom Quinlan, "Luis Sojo, "Mark Whiten, "ML debut (6).

1991 (15): "Derek Bell, "Denis Boucher, "Ray Giannelli, "Juan Guzman, "Pat Hentgen, "Vince Horsman, "Randy Knorr, Bob MacDonald, "Ed Sprague, "Mike Timlin, Turner Ward, "David Weathers, Mickey Weston, Mark Whiten, "Eddie Zosky, "ML debut (11).

1992 (11): Derek Bell, Pat Hentgen, "Jeff Kent, Randy Knorr, "Doug Linton, "Mike Maksudian, Domingo Martinez, Tom Quinlan, "Rick Tricek, David Weathers, Eddie Zosky, "ML debut (5).

1993 (11): "Scott Brow, "Rob Butler, "Willie Canate, "Domingo Caden, "Carlos Delgado, "Huck Flener, "Shawn Green, Randy Knorr, Doug Linton, Domingo Martinez, "Woody Williams, "ML debut (8).

1994 (11): "Scott Brow, Rob Butler, Domingo Caden, "Brad Cornett, Carlos Delgado, "Alex Gonzalez, Shawn Green, "Darren Hall, "Robert Perez, "Aaron Small, "Paul Spoljaric, "ML debut (6).

1995 (15): "Howard Battle, Alex Gonzalez, Shawn Green, "Sandy Martinez, Robert Perez, "Thomas Perez, "Shannon Stewart, "Giovanni Carrara, "Tim Crabtree, "Edwin Hurtado, "Ricardo Jordan, "Paul Menhart, "Ken Robinson, "Jimmy Rogers, "Jeff Ware, "ML debut (12).

1996 (13): Luis Andujar, "Tilson Brito, "Miguel Cairo, Giovanni Carrara, "Felipe Crespo, Huck Flener, "Marty Janzen, "Julio Mosquera, Robert Perez, "Jose Silva, Paul Spoljaric, Shannon Stewart, Jeff Ware, "ML debut (6).

1997 (10): "Carlos Almanzar, "Rich Butler, "Chris Carpenter, Felipe Crespo, Jose Cruz, Jr., "Kelvin Escobar, "Tom Evans, Julio Mosquera, Ken Robinson, Shannon Stewart, "ML debut (5).

1998 (9): Carlos Almanzar, Kevin Brown, Tom Evans, "Roy Halladay, Neri Rodriguez, "Steve Sinclair, Ben Van Ryn, "Shannon Witherm, "Kevin Witt, "ML debut (4).

1999 (14): "John Bale, "Casey Blake, "Tom Davey, "Gary Glover, Roy Halladay, "Billy Koch, "Pete Munro, Willis Otanez, "Mike Romano, "Anthony Sanders, Steve Sinclair, "Vernon Wells, Kevin Witt, "Chris Woodward, "ML debut (10).

2000 (13): "Clayton Andrews, John Bale, "Pasqual Coco, "Darwin Cubillan, "Matt DeWitt, "Leo Estrella, Charlie Greene, Chad Mottola, "Josh Phelps, "Andy Thompson, Vernon Wells, "Dewayne Wise, Chris Woodward, "ML debut (8).

2001 (12): "Brian Bowles, Pasqual Coco, Matt DeWitt, "Bob File, "Ryan Freel, "Cesar Izturis, Felipe Lopez, "Luis Lopez, "Brandon Lyon, Chris Michalak, Josh Phelps, Vernon Wells, "ML debut (7).

2002 (18): Brian Bowles, "Kevin Cash, "Scott Cassidy, Pasqual Coco, "Mark Hendrickson, "Eric Hinske, Ken Huckaby, "Orlando Hudson, Jason Kershner,

"Joe Lawrence, "Justin Miller, Josh Phelps, "Mike Smith, Pedro Swann, "Corey Thurman, Pete Walker, "Jayson Werth, "Scott Wiggins, "ML debut (11).

2003 (8): Brian Bowles, Kevin Cash, "Vinnie Chulk, Howie Clark, Mark Hendrickson, "Reed Johnson, "Aquilino Lopez, Jayson Werth, "ML debut (3).

2004 (16): "Russ Adams, "Dave Bush, Kevin Cash, "Gustavo Chacin, Vinnie Chulk, "Eric Crozier, "Jason Frasor, Kevin Frederick, "Gabe Gross, "Brandon League, Dave Maurer, Michael Nakamura, "Adam Peterson, "Simon Pond, "Guillermo Quiroz, "Alex Rios, "ML debut (11).

2005 (9): Russ Adams, Gustavo Chacin, "John-Ford Griffin, Gabe Gross, "Aaron Hill, Guillermo Quiroz, Brandon League, "Shaun Marcum, "Dustin McGowan, "ML debut (4).

2006 (10): Luis Figueroa, "John Hattig, "Casey Janssen, "Adam Lind, Shaun Marcum, Dustin McGowan, "Ryan Roberts, "Davis Romero, "Francisco Rosario, Brian Tallet, "ML debut (6).

2007 (11): "Josh Banks, "Jordan De Jong, John-Ford Griffin, "Lee Gronkiewicz, Adam Lind, "Jesse Litsch, Ryan Roberts, "Curtis Thigpen, "Jamie Vermilyea, "Brian Wolfe, "ML debut (7).

2008 (7): "Jesse Carlson, Buck Coats, "David Purcey, "Scott Richmond, "Travis Snider, "Randy Wells, "Robinson Diaz, "ML debut (6).

2009 (13): Bryan Bullington, "Brett Cecil, Dirk Hayhurst, "Brad Mills, Bill Murphy, "Kyle Phillips, "Robert Ray, Scott Richmond, "Josh Roenicke, "Rickie Romero, Randy Ruiz, "Mark Rzepczynski, Travis Snider, "ML debut (6).

2010 (7): "J.P. Arenchibia, "Kyle Drabek, Jarrett Hoffpauir, "Rommie Lewis Jr., Mike McCoy, Brad Mills, Robert Ray, "ML debut (3).

2011 (13): "Henderson Alvarez, J.P. Arenchibia, "Chad Beck, "Joel Carreno, "David Cooper, Kyle Drabek, "Daniel Farquhar, "Brett Lawrie, "Darin Mastroianni, Brad Mills, "Luis Perez, "Zach Stewart, "Eric Thames, "ML debut (10).

2012 (15): Chad Beck, Drew Carpenter, Joel Carreno, Robert Coello, David Cooper, "Evan Crawford, Steve Delabar, "Sam Dyson, "Yan Gomes, "Anthony Gose, "Adelny Hechavarria, "Drew Hutchison, "Chad Jenkins, "Aaron Loup, "Moises Sierra, "ML debut (9).

2013 (8): "Ryan Goins, Chad Jenkins, "Sean Nolin, "Kevin Pillar, Todd Redmond, Mickey Storey, Neil Wagner, "Tom Weber, "ML debut (3).

2014 (11): Jonathan Diaz, "Brad Glenn, Ryan Goins, "Kendall Graveman, Sean Nolin, "Daniel Norris, Kevin Pillar, "Dalton Pompey, "Rob Rasmussen, "Aaron Sanchez, "Marcus Stroman, "ML debut (7).

2015 (12): "Matt Boy, "Miguel Castro, "Scott Copeland, Jonathan Diaz, Daniel Norris, "Roberto Osuna, Dalton Pompey, Rob Rasmussen, Aaron Sanchez, Bo Schultz, "Ryan Tepera, "Devon Travis, "ML debut (6).

2016 (8): "Dustin Antolin, "Joe Biagini, "Chad Giron, "Danny Barnes, "Andy Burns, Pat Venditte, "Matt Dermody, Arnold Leon, "ML debut (6).

2017 (19): "Anthony Alford, Danny Barnes, Leonel Campos, "Taylor Cole, Matt Dermody, Teoscar Hernandez, "Casey Lawrence, Raffy Lopez, "Tim Mayza, "Mike Ohlman, "Ian Parmley, "Carlos Ramirez, "Chris Rowley, "Luis Santos, "Chris Smith, "Dwight Smith Jr., "Glenn Sparkman, "Richard Urena, Cesar Valdez, "ML debut (13).

2018 (25): Anthony Alford, "Jon Berti, "Ryan Borucki, "Jonathan Davis, "Jose Fernandez, "Taylor Guerrieri, "Lourdes Gurriel Jr., Mike Hauschild, "Danny Jansen, Tim Mayza, Deck McGuire, "Reese McGuire, Billy McKinney, Gift Ngoepe, "Thomas Pannone, Carlos Ramirez, "Sean Reid-Foley, Chris Rowley, Luis Santos, "Justin Shafer, Dwight Smith Jr., "Murphy Smith, "Darnell Sweeney, "Rowdy Tellez, Richard Urena, "ML debut (13).

2019 (22): Anthony Alford, "Bo Bichette, "Cavan Biggio, Jimmy Cordero, Jonathan Davis, "Yennys Diaz, "Vladimir Guerrero Jr., "Danny Jansen, "Anthony Kay, "Elvis Luciano, Reese McGuire, Billy McKinney, Thomas Pannone, "Sean Reid-Foley, "Jordan Romano, Justin Shafer, Beau Taylor, Rowdy Tellez, "Trent Thornton, Breyvic Valera, "Jacob Waguespack, "T.J. Zeuch, "ML debut (10).

2020 (15): Anthony Alford, Jonathan Davis, "Santiago Espinal, "Thomas Hatch, Anthony Kay, "Alejandro Kirk, Reese McGuire, "Julian Merryweather, Brian Moran, "Patrick Murphy, "Nate Pearson, "Hector Perez, Jordan Romano, "Shun Yamaguchi, T.J. Zeuch, "ML debut (8).

2021 (19): "Riley Adams, "Nick Allgeyer, "Bryan Baker, Jeremy Beasley, Anthony Castro, Alejandro Kirk, "Otto Lopez, "Alek Manoah, Julian Merryweather, Patrick Murphy, "Connor Overton, "Josh Palacios, "Joe Pajamas, Nate Pearson, "Taylor Saucedo, "Kevin Smith, "Kirby Sneed, "Ty Tice, T.J. Zeuch, "ML debut (11).

2022 (9): "Vinny Capra, "Max Castillo, "Bowden Francis, "Matt Gage, Foster Griffin, "Gosuke Katoh, Otto Lopez, "Gabriel Moreno, Andrew Vasquez, "ML debut (6).

2023 (7): "Hagen Danner, "Cam Eden, Bowden Francis, "Spencer Horwitz, "Nathan Lukes, "Mason McCoy, "Davis Schneider, "ML debut (6).

2024 (14): "Addison Barger, "Steward Berroa, "Jonathan Clase, "Luis De Los Santos, "Brandon Esler, Spencer Horwitz, "Leo Jimenez, Brendon Little, "Joey Loperfido, Easton Lucas, "Orelvis Martinez, "Yanier Rodriguez, Yerry Rodriguez, "Will Wagner, "ML debut (10).



TOP FIVE ROOKIES – ALL-TIME

BATTING AVERAGE (502 PA)

1. Bob Bailor	.310	1977
2. Alfredo Griffin	.287	1979
3. Eric Hinske	.279	2002
4. Damaso Garcia	.278	1980
5. Vladimir Guerrero Jr.	.272	2019

RUNS

1. Eric Hinske	99	2002
2. Alfredo Griffin	81	1979
3. Reed Johnson	79	2003
4. Russ Adams	68	2005
5. Cavan Biggio	66	2019

TRIPLES

1. Alfredo Griffin	10	1979
2. Junior Felix	8	1989
3. Damaso Garcia	7	1980
Shannon Stewart	7	1997
Alex Rios	7	2004

EXTRA-BASE HITS

1. Eric Hinske	64	2002
2. Shawn Green	50	1995
3. J.P. Arencibia	47	2011
4. Vladimir Guerrero Jr.	43	2019
5. Damaso Garcia	41	1980
Eric Thames	41	2011

SACRIFICE HITS

1. Alfredo Griffin	16	1979
2. Lloyd Moseby	10	1980
3. Alex Gonzalez	9	1995
4. Dan Ainge	7	1979
5. 5 Players	6	

BASE ON BALLS

1. Eric Hinske	77	2002
2. Cavan Biggio	71	2019
3. Fred McGriff	60	1987
4. John Olerud	57	1990
5. Russ Adams	50	2005

WINS

1. Mark Eichhorn	14	1986
2. Gustavo Chacin	13	2005
Ricky Romero	13	2009
4. Jeff Musselman	12	1987
5. Mike Timlin	11	1991
Marcus Stroman	11	2014

ERA (162 IP)

1. Gustavo Chacin	3.72	2005
2. Jerry Garvin	4.19	1977
3. Ricky Romero	4.30	2009
4. Phil Huffman	5.77	1979

INNINGS

1. Jerry Garvin	244.2	1977
2. Gustavo Chacin	203.0	2005
3. Ricky Romero	178.0	2009
4. Phil Huffman	173.0	1979
5. Mark Hendrickson	158.1	2003

GAMES

1. Alfredo Griffin	153	1979
2. Eric Hinske	151	2002
3. Damaso Garcia	140	1980
4. Jesse Barfield	139	1982
Russ Adams	139	2005

MOST HITS

1. Alfredo Griffin	179	1979
2. Eric Hinske	158	2002
3. Bob Bailor	154	1977
4. Damaso Garcia	151	1980
5. Rick Bosetti	147	1978

HOME RUNS

1. Eric Hinske	24	2002
2. J.P. Arencibia	23	2011
3. Rowdy Tellez	21	2019
4. Fred McGriff	20	1987
5. Jesse Barfield	18	1982

TOTAL BASES

1. Eric Hinske	272	2002
2. Alfredo Griffin	227	1979
3. Damaso Garcia	207	1980
4. Vladimir Guerrero Jr.	201	2019
5. Bob Bailor	200	1977

SACRIFICE FLIES

1. Russ Adams	8	2005
2. Eric Hinske	5	2002
3. 13 Players	4	

STRIKEOUTS

1. Eric Hinske	138	2002
2. J.P. Arencibia	133	2011
3. Cavan Biggio	123	2019
4. Rowdy Tellez	116	2019
5. Alex Gonzalez	114	1995

LOSSES

1. Jerry Garvin	18	1977
Phil Huffman	18	1979
3. Jeff Byrd	13	1977
4. Scott Richmond	11	2009
5. Jim Gott	10	1982
Casey Janssen	10	2006

GAMES

1. Aquilino Lopez	72	2003
2. Mark Eichhorn	69	1986
Jesse Carlson	69	2008
4. Jeff Musselman	68	1987
Roberto Osuna	68	2015

STRIKEOUTS

1. Mark Eichhorn	166	1986
2. Trent Thornton	149	2019
3. Ricky Romero	141	2009
4. Jerry Garvin	127	1977
Alek Manoah	127	2021

AT-BATS

1. Alfredo Griffin	624	1979
2. Rick Bosetti	568	1978
3. Eric Hinske	566	2002
4. Damaso Garcia	543	1980
5. Bob Bailor	496	1977

DOUBLES

1. Eric Hinske	38	2002
2. Shawn Green	31	1995
3. Damaso Garcia	30	1980
4. Russ Adams	27	2005
5. Vladimir Guerrero Jr.	26	2019

RUNS BATTED IN

1. Eric Hinske	84	2002
2. J.P. Arencibia	78	2011
3. Vladimir Guerrero Jr.	69	2019
4. Doug Ault	64	1977
5. Russ Adams	63	2005

STOLEN BASES

1. Alfredo Griffin	21	1979
2. Junior Felix	18	1989
3. Bob Bailor	15	1977
Alex Rios	15	2004
Anthony Gose	15	2012

HIT BY PITCH

1. Reed Johnson	20	2003
2. Leo Jiménez	16	2024
3. Rowdy Tellez	7	2019
Spencer Horwitz	7	2024
5. Jeff Kent	6	1992

SAVES

1. Billy Koch	31	1999
2. Roberto Osuna	20	2015
3. Darren Hall	17	1994
Jason Frasor	17	2004
5. Duane Ward	15	1988

STARTS

1. Jerry Garvin	34	1977
Gustavo Chacin	34	2005
3. Phil Huffman	31	1979
4. Mark Hendrickson	30	2003
5. Ricky Romero	29	2009
Trent Thornton	29	2019



HOME RUNS

CLUB RECORDS

HITTERS

Yr	Tot	H	A	Consecutive			In One Inning			One-game					Batters				Players With HR Totals					vs.			
				2	3	4	3	4	5	5	6	7	8	9	10	PH	LO	XN	IP	P	1	10	20	30	40	RHP	LHP
77	100	45	55	3	0	0	1	0	0	0	0	0	0	0	0	5	1	2	1	0	15	5	0	0	0	65	35
78	98	50	48	2	0	0	0	0	0	0	0	0	0	0	0	2	2	2	0	0	15	2	2	0	0	59	39
79	95	50	45	2	0	0	0	0	0	0	0	0	0	0	0	4	1	2	2	0	15	4	1	0	0	67	28
80	126	56	70	3	0	0	0	0	0	0	0	0	0	0	0	3	0	3	1	0	17	5	2	1	0	82	44
81	61	34	27	2	0	0	0	0	0	0	0	0	0	0	0	1	1	0	1	0	12	2	0	0	0	31	30
82	106	62	44	3	0	0	1	0	0	0	0	0	0	0	0	4	1	1	1	0	19	4	1	0	0	56	50
83	167	101	66	10	0	0	2	0	0	1	0	0	0	0	0	5	2	4	4	0	16	9	3	0	0	106	60
84	143	59	84	5	1	0	3	0	0	0	0	0	0	0	0	6	1	1	2	0	15	7	1	0	0	105	38
85	158	75	83	6	0	0	0	0	0	0	0	0	0	0	0	4	2	0	0	0	16	6	2	0	0	102	56
86	181	87	94	5	0	0	0	0	0	0	0	0	0	0	0	4	4	1	0	0	16	7	3	2	1	125	55
87	215	101	114	8	1	0	3	0	0	3	0	0	0	0	1	3	0	4	0	0	18	9	4	1	1	152	63
88	158	78	80	6	0	0	0	0	0	1	0	0	0	0	0	2	1	2	1	0	15	7	2	1	0	105	53
89	142	64	78	4	0	0	0	0	0	0	0	0	0	0	0	3	4	3	1	0	17	6	1	1	0	106	36
90	167	93	74	6	0	0	2	0	0	2	0	0	0	0	0	0	1	3	0	0	15	7	3	2	0	109	58
91	133	75	58	1	0	0	0	0	0	0	0	0	0	0	0	1	6	5	1	0	17	4	2	1	0	86	47
92	163	79	84	4	0	0	0	0	0	0	0	0	0	0	0	0	5	2	1	0	13	7	3	1	0	122	41
93	159	90	69	7	0	0	0	0	0	2	0	0	0	0	0	1	6	0	1	0	15	6	3	1	0	121	38
94	115	63	52	2	0	0	0	0	0	0	1	0	0	0	0	1	4	2	1	0	12	5	1	0	0	74	41
95	140	73	67	5	0	0	1	0	0	0	0	0	0	0	0	1	3	1	1	0	16	7	1	0	0	104	36
96	177	87	90	3	0	0	0	0	0	1	1	0	0	0	0	2	1	3	0	0	15	8	3	2	0	130	47
97	147	68	79	5	0	0	0	0	0	0	0	0	0	0	0	1	0	1	0	0	15	7	2	1	0	109	38
98	221	112	109	6	0	0	0	0	0	0	0	1	0	0	0	1	2	3	3	0	16	8	4	3	1	167	54
99	212	96	116	11	0	0	3	0	0	3	1	0	0	0	0	4	3	3	0	0	23	7	3	2	2	170	42
00	244	134	110	5	1	0	2	0	0	2	0	0	0	0	0	0	8	1	0	0	15	8	7	4	2	205	39
01	195	94	101	8	1	0	2	1	0	4	0	0	0	0	0	2	4	5	1	0	19	8	3	2	0	150	45
02	187	102	85	6	0	0	1	0	0	1	0	0	0	0	0	4	3	3	2	0	17	8	3	1	0	150	37
03	190	94	96	6	0	0	0	0	0	1	0	0	0	0	0	0	6	3	1	1	18	7	3	2	1	150	40
04	145	80	65	2	0	0	0	0	0	0	0	0	0	0	0	4	7	1	0	0	19	6	2	1	0	93	52
05	136	76	60	3	1	0	1	0	0	0	0	0	0	0	0	3	1	0	0	0	14	7	1	0	0	94	42
06	199	121	78	10	0	0	2	0	0	2	0	0	0	0	0	2	6	3	0	0	16	9	3	2	0	146	53
07	165	90	75	6	0	0	2	0	0	0	0	0	0	0	0	4	5	3	0	0	17	9	4	0	0	121	44
08	126	69	57	2	0	0	0	0	0	0	0	0	0	0	0	2	2	1	0	0	19	6	1	0	0	100	26
09	209	104	105	5	0	0	1	0	0	2	1	0	0	0	0	2	3	4	0	0	16	9	2	2	0	156	53
10	257	146	111	10	0	0	1	0	0	2	2	0	1	0	0	1	5	2	1	0	17	9	7	2	1	211	46
11	186	103	83	7	0	0	2	0	0	0	0	0	0	0	0	0	1	7	0	0	22	6	3	1	1	137	49
12	198	102	96	4	1	0	1	0	0	1	1	0	0	0	0	1	3	2	0	0	19	7	3	1	1	141	57
13	185	95	90	4	0	0	1	0	0	3	0	0	0	0	0	2	3	1	0	0	18	7	5	1	0	145	44
14	177	98	79	7	0	0	1	0	0	1	0	0	0	0	0	9	5	1	0	0	20	7	2	2	0	135	42
15	232	123	109	8	0	0	0	0	0	3	0	0	0	0	0	3	4	5	0	0	18	7	4	3	2	180	52
16	221	107	114	8	0	0	2	0	0	2	0	0	0	0	0	1	6	1	0	0	16	8	6	2	1	168	53
17	222	105	117	7	0	0	1	0	0	1	1	0	0	0	0	1	4	4	1	1	21	7	4	2	0	177	45
18	217	115	102	8	0	0	2	0	0	1	0	0	0	0	0	3	3	6	0	0	21	11	4	0	0	155	62
19	247	136	111	14	0	0	1	0	0	3	1	0	0	0	0	2	7	6	0	0	19	13	5	1	0	174	73
20	218	43	45	3	0	0	1	0	0	0	1	1	0	0	0	0	2	2	0	0	16	3	0	0	0	67	21
21	262	135	127	11	0	0	3	1	0	6	1	0	1	0	0	0	9	2	0	0	19	8	7	3	2	195	67
22	200	102	98	3	0	0	1	0	0	1	0	0	0	0	0	0	10	0	1	0	16	7	5	1	0	158	42
23	188	85	103	5	0	0	3	0	0	3	0	0	0	0	0	3	6	2	1	0	15	8	4	0	0	154	34
24	156	80	76	4	0	0	0	0	0	1	0	0	0	0	0	2	3	1	0	0	20	6	1	1	0	131	25

HOME RUN SUMMARY (1977-2024)

TOTAL	8216 (regular season)
HOME	4237 (Exhibition Stadium-817, Rogers Centre-3296, Puerto Rico-2, Sahlen Field-84, TD Ballpark-38)
AWAY	3979
3 in inning	51
4 in inning	2 (Aug. 17, 2001 vs. Texas - 6th, Sept. 11, 2021 at Baltimore (2) - 7th)
5 in game	55
6 in game	11
7 in game	2 (Aug. 19, 1998 at Seattle, Aug. 12, 2020 vs. Miami)
8 in game	2 (Aug. 7, 2010 vs. Tampa Bay, June 13, 2021 at Boston)
10 in game	1 (Sept. 14, 1987 vs. Baltimore)
Bases Loaded	180
Inside-the-Park	32
Leadoff	167
Pinch-hit	110
Extra Innings	130
Off RH Pitcher	6044
Off LH Pitcher	2172
Postseason	60
Home	32 (30 at Rogers Centre)
Away	28
Off RH Pitcher	41
Off LH Pitcher	19



PITCHERS

Yr	Tot	H	A	Consec			In One Inning			One-game										Batters					Totals					RHB	vs. LHB
				2	3	4	3	4	5	5	6	7	8	9	10	PH	LO	XN	IP	P	1	10	20	30	40						
77	152	94	58	4	1	0	0	2	0	2	0	0	1	0	0	6	0	4	3	0	15	5	3	1	0	93	59				
78	149	75	74	2	0	0	0	0	0	0	0	0	0	0	0	2	3	1	0	0	12	8	3	0	0	106	43				
79	165	74	91	6	0	0	1	0	0	2	0	0	0	0	0	1	2	3	3	0	17	8	2	0	0	103	62				
80	135	75	60	1	0	0	0	0	0	2	0	0	0	0	0	5	1	4	2	0	15	7	0	0	0	63	72				
81	72	41	31	1	0	0	0	0	0	0	0	0	0	0	0	2	2	2	1	0	12	3	0	0	0	42	30				
82	147	70	77	5	0	0	2	0	0	0	0	0	0	0	0	1	1	2	2	0	13	6	3	0	0	88	59				
83	145	84	61	5	0	0	1	0	0	1	0	0	0	0	0	2	3	3	2	0	14	6	3	0	0	85	60				
84	140	78	62	2	1	0	2	0	0	1	0	0	0	0	0	3	0	4	1	0	12	5	3	0	0	70	70				
85	147	78	69	5	1	0	1	0	0	0	0	0	0	0	0	4	1	2	1	0	15	5	3	0	0	78	69				
86	164	89	75	7	0	0	4	0	0	2	0	0	0	0	0	9	4	5	0	0	16	5	4	0	0	96	68				
87	158	83	75	2	0	0	0	0	0	0	0	0	0	0	0	8	7	3	1	0	13	8	3	1	0	101	57				
88	143	73	70	4	0	0	0	0	0	0	0	0	0	0	0	1	5	5	3	0	15	2	0	0	0	102	41				
89	99	50	49	1	0	0	0	0	0	0	0	0	0	0	0	2	2	1	0	0	17	5	0	0	0	70	29				
90	143	82	61	4	1	0	2	0	0	1	1	0	0	0	0	3	3	3	0	0	16	6	2	0	0	100	43				
91	121	72	49	2	0	0	0	0	0	0	0	0	0	0	0	5	2	5	0	0	16	4	2	0	0	80	41				
92	124	60	64	6	0	0	0	0	0	0	0	0	0	0	0	2	2	0	0	0	14	4	2	0	0	86	38				
93	134	81	53	4	0	0	0	0	0	0	1	0	0	0	0	1	1	1	1	0	13	5	2	0	0	75	59				
94	127	64	63	4	0	0	0	0	0	0	1	0	0	0	0	3	4	2	1	0	15	4	3	0	0	75	52				
95	145	79	66	2	0	0	1	0	0	1	0	0	0	0	0	1	2	8	0	0	19	7	1	0	0	74	71				
96	187	102	85	6	0	0	0	0	0	0	1	0	0	0	0	6	5	2	0	0	19	5	4	0	0	105	82				
97	167	72	95	7	0	0	4	0	0	3	0	0	0	0	0	4	4	3	1	0	20	4	2	2	0	91	76				
98	169	77	92	6	0	0	2	0	0	0	0	1	0	0	0	2	4	2	1	0	16	6	2	1	0	82	87				
99	191	93	98	4	0	0	0	0	0	0	1	0	0	0	0	2	4	1	0	0	20	7	2	2	0	111	80				
00	195	92	103	7	1	0	0	0	1	0	3	0	0	1	0	1	2	3	0	1	21	7	3	1	0	109	86				
01	165	84	81	5	0	0	0	0	0	0	5	0	0	0	0	5	0	1	0	0	18	5	2	0	0	89	76				
02	177	89	88	3	0	0	1	0	0	2	0	0	0	0	0	1	3	4	0	0	21	11	0	0	0	78	99				
03	184	107	77	6	0	0	1	0	0	0	0	1	0	0	0	2	1	0	2	0	21	8	3	0	0	108	76				
04	181	93	88	4	2	0	3	0	0	0	0	0	0	0	0	2	6	1	2	0	21	7	2	0	0	80	101				
05	185	103	82	9	0	0	0	0	0	0	3	0	0	0	0	2	6	1	2	0	17	8	4	0	0	119	66				
06	185	94	91	6	0	0	1	0	0	0	0	0	0	0	0	1	2	0	0	0	21	7	1	0	0	119	66				
07	157	83	74	6	0	0	1	0	0	0	0	0	0	0	0	3	3	3	0	0	20	7	2	0	0	75	82				
08	134	56	78	2	0	0	1	0	0	1	0	0	0	0	0	3	2	3	1	0	18	4	2	0	0	68	66				
09	181	90	91	7	0	0	1	1	0	1	0	0	0	0	0	3	6	4	0	0	21	5	3	0	0	95	86				
10	150	81	69	7	0	0	2	0	0	1	0	0	0	0	0	1	2	2	1	0	20	5	2	0	0	99	51				
11	179	95	84	5	0	0	0	0	0	0	0	0	0	0	0	2	1	1	1	1	24	8	3	0	0	115	64				
12	204	102	102	3	2	0	3	0	0	1	0	1	0	0	0	1	1	2	0	0	29	7	3	0	0	112	92				
13	195	119	76	11	1	0	0	0	0	2	0	0	0	0	0	3	2	4	0	0	29	7	3	1	0	100	95				
14	151	88	63	6	0	0	0	0	0	0	0	0	0	0	0	0	2	2	1	0	22	5	3	0	0	87	64				
15	173	80	93	2	0	0	0	0	0	0	0	0	0	0	0	3	6	3	0	0	26	4	4	0	0	89	84				
16	183	96	87	7	3	0	2	0	0	1	0	1	0	0	0	3	3	2	2	0	26	5	4	0	0	98	85				
17	203	99	104	8	1	0	4	1	0	3	0	0	0	0	0	3	1	6	1	0	30	6	2	1	0	138	65				
18	208	110	98	7	0	0	1	0	0	0	0	0	0	0	0	4	6	5	0	0	28	7	2	0	0	129	79				
19	228	134	94	8	0	0	4	0	0	4	0	1	0	0	0	5	4	7	1	0	35	8	1	0	0	120	108				
20	81	24	57	4	1	0	1	0	0	1	2	1	0	0	0	0	1	0	0	0	22	2	0	0	0	50	31				
21	209	111	98	11	1	0	0	0	0	1	7	3	1	0	0	3	1	3	3	0	33	6	3	1	0	144	65				
22	180	102	78	7	0	0	2	0	0	2	0	0	0	0	0	1	4	4	0	0	28	5	2	0	0	110	70				
23	198	99	99	5	0	0	2	0	0	0	0	0	0	0	0	1	4	4	0	0	22	6	3	0	0	98	100				
24	208	100	108	3	0	0	0	0	0	1	0	0	0	0	0	1	5	0	0	0	27	8	2	1	0	102	106				

MOST HOME RUNS HIT IN A SERIES

The Blue Jays hit 15 home runs in a four-game series in Boston from June 11-14, 2021, a franchise record for home runs in a single series against any team. The most home runs hit in a three-game series by Toronto is 13, which occurred in a sweep at Fenway Park on Sept. 28-30, 2009.



HOME RUNS AT ROGERS CENTRE

REGULAR SEASON

LEADING BLUE JAYS

1. Carlos Delgado	175
2. Jose Bautista	146
3. Vernon Wells	124
4. Joe Carter	121
5. Edwin Encarnacion	115
6. Adam Lind	73
7. Shawn Green	63
8. Josh Donaldson	61
Justin Smoak	61
10. Vladimir Guerrero Jr.	59

LEADING OPPONENTS

1. David Ortiz	41
2. Alex Rodriguez	36
3. Manny Ramirez	27
4. Jason Giambi	22
5. Chris Davis	21
6. Aaron Judge	19
7. Jose Canseco	18
8. Adam Jones	17
Mark Teixeira	17
Miguel Tejada	17

MOST IN ONE SEASON

		#	BLUE JAYS
Club		146	2010
Individual		33	Bautista, 2010

		#	OPPONENT
Club		134	2019
Individual		6	A. Soriano, 2002
		6	J. Giambi, 2003
		6	R. Devers, 2019
		6	A. Judge, 2023

POSTSEASON AT ROGERS CENTRE

BLUE JAYS

Carter	5
Bautista	3
Donaldson	3
Encarnacion	3
Borders	2
Gruber	2
Hernández	2
Maldonado	1
Moseby	1
Bell	1
Molitor	1
Olerud	1
White	1
Winfield	1
Colabello	1
Goins	1
Tulowitzki	1
Martin	1
Saunders	1

ROGERS CENTRE 500 LEVEL HOME RUNS

Player	Date	Visiting Team	Pitcher	
Jose Canseco*	Oct. 7, 1989	Oakland	Mike Flanagan	490 (LF)
Mark McGwire	July 25, 1996	Oakland	Huck Flenner	488 (LF)
Joe Carter**	July 27, 1996	Oakland	John Wasdin	483 (LF)
Carlos Delgado**	July 19, 1998	New York (AL)	Andy Pettitte	467 (RF)
Jose Canseco**	Sept. 5, 1998	Boston	Bret Saberhagen	451 (LF)
Jose Canseco	April 12, 1999	Tampa Bay	Graeme Lloyd	459 (LF)
Shawn Green**	April 22, 1999	Anaheim	Tim Lincecum	449 (RF)
Manny Ramirez	June 3, 2001	Boston	Chris Carpenter	491 (LF)
Raul Mondesi**	April 17, 2002	Boston	Darren Oliver	456 (LF)
Josh Phelps**	Aug. 29, 2002	New York (AL)	Roger Clemens	455 (LF)
Josh Phelps**	July 7, 2004	Seattle	Julio Mateo	435 (LF)
Gary Sheffield	July 28, 2004	New York (AL)	Miguel Batista	440 (LF)
Vernon Wells**	Sept. 16, 2004	Baltimore	Rodriguez Lopez	445 (LF)
Jayson Werth	June 27, 2009	Philadelphia	Brad Mills	448 (LF)
Shelly Duncan	May 31, 2011	Cleveland	Jo-Jo Reyes	446 (LF)
Edwin Encarnacion**	April 30, 2013	Boston	Jon Lester	480 (LF)
Mike Napoli	Aug. 26, 2014	Boston	Sergio Santos	452 (LF)
Edwin Encarnacion**	April 21, 2015	Baltimore	Jason Garcia	460 (LF)
Alex Dickerson	July 25, 2016	San Diego	Bo Schultz	452 (RF)
Josh Donaldson**	May 30, 2017	Cincinnati	Asher Wojciechowski	435 (LF)
Austin Meadows	April 12, 2019	Tampa Bay	Trent Thornton	436 (RF)
Brandon Lowe	April 12, 2019	Tampa Bay	Trent Thornton	436 (RF)
Brandon Lowe	July 25, 2024	Tampa Bay	Chris Bassitt	414 (RF)

* Game 4 of the ALCS

**hit as a Blue Jay



BLUE JAYS FIVE OR MORE HOME RUN GAMES (71)

DATE	OPP.	NO.	DATE	OPP.	NO.
Sept. 17, 1983	MIN	5	July 8, 2010	MIN	5
July 10, 1985	at SEA	5	Aug. 7, 2010	TB	8
May 22, 1987	at SEA	5	Sept. 30, 2010	at MIN	6
Aug. 30, 1987	OAK	5	May 18, 2012	NYM	5
Sept. 12, 1987	NYN	5	June 19, 2012	at MIL	6
Sept. 14, 1987	BAL	10	April 4, 2013	CLE	5
May 23, 1988	at MIL	5	May 12, 2013	at BOS	5
April 20, 1990	KC	5	July 26, 2013	HOU	5
May 6, 1990	DET	5	May 8, 2014	PHI	5
May 16, 1993	at NYN	5	April 17, 2015	ATL	5
May 31, 1993	at CAL	5	July 1, 2015	BOS	5
July 5, 1994	at MIN	6	Sept. 11, 2015	at NYN	5
July 6, 1996	at DET	6	June 16, 2016	at PHI	5
July 13, 1996	at MIL	5	June 17, 2016	at BAL	5
Aug. 19, 1998	at SEA	7	Aug. 23, 2017	at TB	6
April 30, 1999	at SEA	5	Sept. 26, 2017	at BOS	5
June 21, 1999	KC	5	July 27, 2018	at CWS	5
July 8, 1999	at BAL	6	June 16, 2019	at HOU	5
Aug. 10, 1999	at MIN	5	July 27, 2019	TB	6
May 5, 2000	CLE	5	Aug. 1, 2019	at BAL	5
Aug. 27, 2000	at TEX	5	Sept. 23, 2019	BAL	5
April 4, 2001	at TB	5	Aug. 12, 2020	MIA	7
April 20, 2001	at KC	5	Aug. 14, 2020	TB	6
May 6, 2001	at SEA	5	April 30, 2021	ATL	6
Sept 18, 2001	BAL	5	May 24, 2021	TB	5
June 25, 2002	at TB	5	June 12, 2021	at BOS	5
May 6, 2003	at TEX	5	June 13, 2021	at BOS	8
Sept. 25, 2003	TB	5	July 16, 2021	TEX	5
May 30, 2006	BOS	5	July 24, 2021	at NYM	5
July 23, 2006	NYN	5	Sept. 12, 2021	at BAL	5
July 22, 2009	CLE	5	Oct. 2, 2021	BAL	5
Sept. 15, 2009	at NYN	5	July 22, 2022	at BOS	5
Sept. 29, 2009	at BOS	6	April 11, 2023	DET	5
May 14, 2010	TEX	5	Aug. 4, 2023	at BOS	5
May 21, 2010	at ARI	6	Aug. 20, 2023	at CIN	5
			Aug. 20, 2024	vs. CIN	5

FOUR OR MORE HOME RUNS IN ONE INNING

BLUE JAYS (2)

DATE	OPPONENT	INNING	HITTERS	PITCHER(S)
Aug. 17, 2001	vs. TEX	6th	FRYE	MAHOMES
			CRUZ JR.	MAHOMES
			STEWART	MAHOMES
			DELAGDO	MAHOMES
Sept. 11, 2021	@BAL	7th	BICHETTE	AKIN
			KIRK	SCOTT
			SEMIEN	SCOTT
			HERNÁNDEZ	BARREDA

OPPONENTS (6)

DATE	OPPONENT	INNING	HITTERS	PITCHER(S)
June 30, 1977	vs. NYN	8th	C. JOHNSON PINELLA MUNSON C. JOHNSON	GARVIN GARVIN J. JOHNSON J. JOHNSON
July 4, 1977	@BOS	8th	LYNN RICE YAZZSTREMSKI SCOTT	HARTENSTEIN HARTENSTEIN WILLIS WILLIS
May 3, 2000	@CWS	6th	JOHNSON VALENTIN THOMAS KONERKO	ESCOBAR ESCOBAR FRASCATORE FRASCATORE
May 20, 2009	@BOS	5th	ORTIZ BAY LOWELL VARITEK	CECIL CECIL CECIL CECIL
June 3, 2017	vs. NYN	8th	GARDNER HOLLIDAY CASTRO GREGORIUS	GRILLI GRILLI GRILLI GRILLI
Sept. 17, 2020	at NYN	4th	GARDNER LeMAHIEU VOIT STANTON TORRES	ANDERSON ANDERSON ANDERSON ANDERSON ANDERSON

BACK-TO-BACK-TO-BACK HOME RUNS

The Blue Jays have hit three consecutive home runs **six** times in their history:

- April 26, 1984 vs. Oakland A's (6th inning): Willie Upshaw (1R), George Bell, Jesse Barfield
- September 12, 1987 vs. New York Yankees (8th inning): Ernie Whitt (3R), Jesse Barfield, Kelly Gruber
- April 18, 2000 vs. Los Angeles Angels (6th inning): Craig Grebek (2R), Raul Mondesi, Carlos Delgado
- August 21, 2001 at Minnesota Twins (6th inning): Shannon Stewart (1R), Raul Mondesi, Carlos Delgado
- April 9, 2005 vs. Boston Red Sox (3rd inning): Vernon Wells (1R), Corey Koskie, Shea Hillenbrand
- June 19, 2012 at Milwaukee (6th inning): Colby Rasmus (1R), Jose Bautista, Edwin Encarnacion



THREE OR MORE HOME RUNS IN ONE INNING

BLUE JAYS (51)

DATE	OPP	INNING
June 17, 1977	BAL	4
June 23, 1982	at SEA	9
May 23, 1983	DET	4
July 12, 1983	at KC	4
April 26, 1984	OAK	6
June 5, 1984	at DET	4
July 15, 1984	at OAK	4
Aug. 30, 1987	OAK	7
Sept. 12, 1987	NYN	8
Sept. 14, 1987	BAL	2
May 6, 1990	DET	4
May 22, 1990	OAK	6
May 17, 1995	at TEX	2
April 30, 1999	at SEA	3
June 21, 1999	KC	3
Oct. 2, 1999	at CLE	3
April 18, 2000	ANA	6
April 23, 2000	NYN	6
Aug. 11, 2001	at ANA	2
Aug. 17, 2001	TEX	6
Aug. 21, 2001	at MIN	6
June 25, 2002	at TB	8
April 9, 2005	BOS	3
April 21, 2006	BOS	8
July 23, 2006	NYN	3
May 1, 2007	at CLE	1
May 20, 2007	at PHI	1
June 24, 2009	CIN	8
May 14, 2010	TEX	3
Aug. 7, 2010	TB	3
April 25, 2011	at TEX	5
July 3, 2011	PHI	8
June 19, 2012	at MIL	6
July 26, 2013	HOU	7
May 7, 2014	PHI	7
July 5, 2016	KC	3
July 29, 2016	BAL	1
May 30, 2017	CIN	4
Sept. 23, 2017	at TB	2
Aug. 21, 2018	BAL	5
Sept. 20, 2018	TB	9
June 5, 2019	NYN	8
Aug. 14, 2020	TB	6
June 12, 2021	at BOS	5
July 16, 2021	TEX	3
July 18, 2021(2)	TEX	2
Sept. 11, 2021(2)	at BAL	7
June 10, 2022	at DET	2
May 23, 2023	at TB	9
July 22, 2023	at SEA	5
Aug. 20, 2023	at CIN	4

OPPONENTS (60)

DATE	OPP	INN
June 30, 1977	NYN	8
July 4, 1977	BOS	8
May 8, 1979	at MIN	7
May 5, 1982	at CWS	7
June 22, 1982	at SEA	4
Aug. 2, 1983	NYN	3
June 3, 1984	NYN	4
Sept. 18, 1984	BOS	6
Aug. 24, 1985	at CWS	9
May 6, 1986	OAK	3
May 10, 1986	at SEA	4
May 14, 1986	at OAK	7
June 4, 1986	MIN	7
July 14, 1990	at CAL	7
Aug. 7, 1990	DET	9
June 22, 1995	MIL	2
April 25, 1997	SEA	8
June 3, 1997	at SEA	6
June 23, 1997	BOS	7
Sept. 15, 1997	at SEA	5
July 14, 1998	at BAL	7
Sept. 25, 1998	DET	3
May 3, 2000	at CWS	6
June 11, 2002	SF	5
Aug. 8, 2003	TEX	1
May 24, 2004	ANA	3
Aug. 25, 2004	at BOS	4
Aug. 28, 2004	NYN	9
July 9, 2005	at TEX	3
June 4, 2006	at TB	3
April 24, 2007	TEX	3
June 6, 2008	BAL	8
May 20, 2009	at BOS	5
Sept. 27, 2009	SEA	5
July 9, 2010	BOS	4
Aug. 24, 2010	NYN	3
May 26, 2012	at TEX	6
June 20, 2012	at MIL	2
Sept. 26, 2012	at BAL	5
June 24, 2013	at TB	3
June 12, 2016	BAL	3
June 25, 2016	at CWS	3
April 16, 2017	BAL	8
April 28, 2017	TB	8
June 3, 2017	NYN	8
July 9, 2017	HOU	2
Sept. 15, 2018	at NYN	7
May 25, 2019	SD	8
June 17, 2019	LAA	2
Aug. 6, 2019	at TB	4
Sept. 23, 2019	BAL	5
Sept. 5, 2020	at BOS	2
Sept. 17, 2020	at NYN	4
July 19, 2021	BOS	1
Sept. 17, 2021	MIN	3
Sept. 30, 2021	NYN	6
June 17, 2022	NYN	5
July 3, 2022	TB	5
April 2, 2023	at STL	1
July 22, 2023	at SEA	3

CONSECUTIVE GAMES WITH AT LEAST ONE HOME RUN (SINGLE SEASON)

(MINIMUM 10 GAMES)

GAMES	DATE	HR	GAMES	DATE	HR
23	May 31-June 25, 2000	44	11	June 19-30, 1986	21
19	Aug. 29-Sept. 18, 2010	34	11	May 6-17, 1993	22
16	Aug. 11-27, 2024	29	11	May 2-14, 1995	20
15	July 6-23, 2000	28	11	Sept. 16-27, 1998	19
15	July 27-Aug. 10, 2019	39	11	April 11-22, 1999	17
14	April 18-May 4, 1996	28	11	May 3-15, 2001	25
14	Sept. 11-26, 2002	23	11	Aug. 5-7, 2001	24
13	May 19-June 2, 1985	17	11	July 14-26, 2002	19
13	Sept. 1-15, 1999	22	11	Aug. 28-Sept. 9, 2007	18
13	May 6-19, 2003	28	11	Aug. 5-18, 2009	20
13	July 3-10, 2010	28	10	July 31-Aug. 11, 1984	12
13	June 22-July 5, 2011	21	10	May 29-June 8, 1993	22
13	July 27-Aug. 9, 2018	24	10	June 9-19, 1996	14
12	June 2-14, 1987	25	10	Sept. 27-Oct. 6, 2001	12
12	April 1-23, 2000	29	10	April 9-20, 2002	17
12	May 1-13, 2000	29	10	May 29-June 8, 2002	15
12	July 25-Aug. 6, 2004	19	10	Aug. 25-Sept. 5, 2003	12
12	Aug. 6-18, 2011	20	10	April 6-17, 2004	10
12	Aug. 26-Sept. 8, 2014	19	10	April 4-14, 2007	13
12	July 17-30, 2015	20	10	July 25-Aug. 3, 2010	23
12	Aug. 1-13, 2015	22	10	May 17-27, 2014	20
12	Aug. 28-Sept. 9, 2021	28	10	May 21-31, 2015	16
			10	Sept. 18-27, 2020	15
			10	July 29-Aug. 7, 2021	14



INDIVIDUAL RECORDS

YEARLY HOME RUN LEADERS

AT HOME

YEAR	PLAYER	HR	YEAR	PLAYER	HR	YEAR	PLAYER	HR	YEAR	PLAYER	HR
1977	Ron Fairly	10	1989	Fred McGriff	18	2002	Carlos Delgado	17	2014	Edwin Encarnacion	19
1978	John Mayberry	12	1990	Kelly Gruber	23	2003	Carlos Delgado	24	2015	Josh Donaldson	24
1979	John Mayberry	13	1991	Joe Carter	23	2004	Carlos Delgado	18	2016	Josh Donaldson	21
1980	Otto Velez	12	1992	Joe Carter	21	2005	Vernon Wells	28	2017	Justin Smoak	19
1981	John Mayberry	10	1993	Joe Carter	21	2006	Troy Glaus	25	2018	Randal Grichuk	17
1982	Jesse Barfield	11	1994	Joe Carter	18	2007	Frank Thomas	19	2019	Randal Grichuk	19
	Willie Upshaw	11	1995	Joe Carter	13	2008	Aaron Wells	11	2020	Randal Grichuk	7
1983	Jesse Barfield	22	1996	Ed Sprague	17	2009	Aaron Hill	21	2021	Vladimir Guerrero Jr.	31
1984	George Bell	12	1997	Carlos Delgado	17	2010	José Bautista	33	2022	Matt Chapman	19
1985	Jesse Barfield	15	1998	Jose Canseco	25	2011	José Bautista	20		Vladimir Guerrero Jr.	19
1986	Jesse Barfield	16	1999	Shawn Green	20	2012	Edwin Encarnacion	23		George Springer	11
1987	George Bell	19	2000	Carlos Delgado	30	2013	José Bautista	14	2024	Vladimir Guerrero Jr.	15
1988	Fred McGriff	18	2001	Jose Cruz Jr.	15		Colby Rasmus	14			

ON THE ROAD

YEAR	PLAYER	HR	YEAR	PLAYER	HR	YEAR	PLAYER	HR	YEAR	PLAYER	HR
1977	3 players tied	9	1989	Fred McGriff	18	2001	Carlos Delgado	26	2013	Edwin Encarnacion	24
1978	2 players tied	10	1990	Fred McGriff	21	2002	Carlos Delgado	16	2014	Jose Bautista	17
1979	2 players tied	8	1991	Kelly Gruber	12	2003	Vernon Wells	20	2015	Edwin Encarnacion	21
1980	John Mayberry	20	1992	2 players tied	13	2004	Carlos Delgado	14	2016	Edwin Encarnacion	22
1981	John Mayberry	7	1993	John Olerud	15	2005	Vernon Wells	14	2017	Josh Donaldson	19
1982	Willie Upshaw	10	1994	Joe Carter	9	2006	Troy Glaus	13		Justin Smoak	19
1983	Cliff Johnson	12	1995	Joe Carter	12	2007	Matt Stairs	14	2018	Justin Smoak	14
1984	George Bell	14	1996	Ed Sprague	19	2008	Vernon Wells	9	2019	Randal Grichuk	12
1985	George Bell	18	1997	Carlos Delgado	13	2009	Adam Lind	21	2020	Teoscar Hernández	10
1986	Jesse Barfield	24	1998	Jose Canseco	21	2010	Jose Bautista	21	2021	Marcus Semien	23
1987	George Bell	28	1999	Carlos Delgado	27	2011	Jose Bautista	23	2022	Bo Bichette	16
1988	Fred McGriff	16	2000	3 Players	16	2012	Edwin Encarnacion	19	2023	Vladimir Guerrero Jr.	16
									2024	Vladimir Guerrero Jr.	15

MOST HOME RUNS, ONE MONTH

MONTH	TEAM HIGH	INDIVIDUAL HIGH
March/April	43-2000	Carlos Delgado, 10 – 2001
April	43-2000	Carlos Delgado, 10 – 2001
May	54-2010	Edwin Encarnacion, 16 – 2014
June	50-2022	José Bautista, 14 – 2012
July	44-2000	Shawn Green, 11 – 1999/José Bautista, 11 – 2010
August	51-2019	C. Delgado, 12 – 1999/J. Cruz Jr., 12 – 2001/J. Bautista, 12 – 2010/J. Donaldson, 12 – 2017
September	55-2021	Marcus Semien, 12 – 2021
Sept./Oct.	66-2021	Marcus Semien, 13 – 2021

HOME RUN TRIOS, ONE SEASON

TOTAL	YEAR	PLAYERS
125	2021	Guerrero Jr. – 48, Semien – 45, Hernández – 32
120	2015	Donaldson – 41, Bautista – 40, Encarnacion – 39
119	1998	Canseco – 46, Delgado – 38, Green – 35
114	2000	Batista – 41, Delgado – 41, Fullmer – 32
112	1999	Delgado – 44, Green – 42, Batista – 26
111	2010	Bautista – 54, Wells – 31, Hill – 26
103	2016	Encarnacion – 42, Donaldson – 37, Saunders/Tulowitzki – 24
101	1987	Bell – 47, Barfield – 28, Moseby – 26
100	2001	Delgado – 39, Cruz Jr. – 34, Mondesi – 27

HOME RUN DUOS, ONE SEASON

TOTAL	YEAR	PLAYERS
93	2021	Guerrero Jr. – 48, Semien – 45
86	1999	Delgado – 44, Green – 42
85	2010	Bautista – 54, Wells – 31
84	1998	Canseco – 46, Delgado – 38
82	2000	Batista – 41, Delgado – 41
81	2015	Donaldson – 41, Bautista – 40



MOST PLAYERS 10 OR MORE HOME RUNS IN A SEASON

13 –	2019 –	Bichette, Biggio, Drury, Galvis, Grichuk, Guerrero Jr., Gurriel Jr., Hernández, Jansen, McKinney, Smoak, Sogard, Tellez
11 –	2018 –	Diaz, Granderson, Grichuk, Gurriel Jr., Hernández, Martin, Morales, Pillar, Smoak, Solarte, Travis
9 –	1983 –	Barfield, Bonnell, Johnson, Martinez, Moseby, Mulliniks, Orta, Upshaw, Whitt
	1987 –	Barfield, Bell, Fielder, Gruber, McGriff, Moseby, Mulliniks, Upshaw, Whitt
	2006 –	Glaus, Hillenbrand, Hinske, Johnson, Molina, Overbay, Rios, Wells, Zaun
	2007 –	Thomas, Rios, Glaus, Wells, Stairs, Hill, Lind, Zaun, Overbay
	2009 –	Hill, Lind, Barajas, Overbay, Wells, Rios, Bautista, Scutaro, Ruiz
	2010 –	Bautista, Wells, Hill, Lind, Encarnacion, Buck, Overbay, Gonzalez, Snider

FOUR HOME RUN GAMES

BLUE JAYS (1)

PLAYER	DATE	H/A	OPPONENT	PITCHERS
CARLOS DELGADO	Sept. 25, 2003	H	Tampa Bay	Jorge Sosa (2), Joe Kennedy, Lance Carter

OPPONENTS (0)

No opponent has ever hit four home runs in a game vs. the Blue Jays.

THREE HOME RUN GAMES

BLUE JAYS (24)

PLAYER	DATE	H/A	OPPONENT	PITCHERS
Otto Velez	May 4, 1980	H	Cleveland (G1)	Spillner, Garland, Monge
Ernie Whitt	Sept. 14, 1987	H	Baltimore	Dixon (2), Arnold
George Bell	April 4, 1988	A	Kansas City	Saberhagen (3)
Joe Carter	Aug. 23, 1993	H	Cleveland	Lopez (2), Hernandez
Darnell Coles	July 5, 1994	A	Minnesota	Mahomes, Casian (2)
Carlos Delgado	Aug. 4, 1998	A	Texas	Stottlemire, Gunderson, Patterson
Carlos Delgado	Aug. 6, 1999	A	Texas	Helling (2), Zimmerman
Darrin Fletcher	Aug. 27, 2000	A	Texas	Helling (3)
Carlos Delgado	April 4, 2001	A	Tampa Bay	Wilson, Creek, Hill
Carlos Delgado	April 20, 2001	A	Kansas City	Suzuki, Cogan, Hernandez
Chris Woodward	Aug. 7, 2002	H	Seattle	Piniero (2), Sasaki
Vernon Wells	May 30, 2006	H	Boston	Beckett (2), Riske
Frank Thomas	Sept. 17, 2007	H	Boston	Wakefield (2), Snyder
Adam Lind	Sept. 29, 2009	A	Boston	Buchholz (2), Saito
John Buck	April 29, 2010	H	Oakland	Duchscherer, Blevins, Breslow
Edwin Encarnacion	May 21, 2010	A	Arizona	Haren (2), Gutierrez
Jose Bautista	May 15, 2011	A	Minnesota	Duensing, Slowey (2)
Edwin Encarnacion	Aug. 29, 2015	H	Detroit	Farmer, Knudson, Wilson
Michael Saunders	June 17, 2016	A	Baltimore	Wright, Jimenez (2)
Josh Donaldson	Aug. 28, 2016	H	Minnesota	Gibson, Light, Wimmers
Kendrys Morales	Aug. 31, 2017	A	Baltimore	Hellickson, Givens (2)
Vladimir Guerrero Jr.	April 27, 2021	H	Washington	Scherzer (2), Finnegan
Vladimir Guerrero Jr.	April 13, 2022	A	New York (AL)	Cole (2), Loaisiga
Bo Bichette	Sept. 5, 2022	A	Baltimore (G2)	Zimmermann (2), Vespi

OPPONENTS (22)

PLAYER	DATE	H/A	OPPONENT	PITCHERS
John Mayberry	June 1, 1977	H	Kansas City	Johnson, Willis, Bruno
Cliff Johnson	June 30, 1977	H	New York (AL)	Garvin (3)
Eddie Murray	Sept. 14, 1980	H	Baltimore	Todd (2), Barlow
Jim Rice	Aug. 29, 1983	H	Boston (G2)	Acker (2), Moffitt
Jose Canseco	July 3, 1988	H	Oakland	Stottlemire (2), Henke
Cecil Fielder	May 6, 1990	H	Detroit	Key (2), Wells
Tom Brunansky	Sept. 29, 1990	A	Boston	Stottlemire, Ward, Leucken
Cecil Fielder	April 16, 1996	H	Detroit	Hanson, Carrara, Riskey
Ken Griffey Jr.	April 25, 1997	H	Seattle	Clemens (2), Timlin
Manny Ramirez	Sept. 15, 1998	A	Cleveland	Stieb (2), Quantrill
Alex Rodriguez	April 16, 2000	H	Seattle	Carpenter (2), Borbon
Alex Rodriguez	Aug. 17, 2002	A	Texas	Parris (2), Thurman
Tony Clark	Aug. 28, 2004	H	New York (AL)	Lilly, Frasor, Ligtenberg
Jayson Werth	May 16, 2008	A	Philadelphia	Purcey (2), Litch
Jose Lopez	Sept. 22, 2010	H	Seattle	Drabek, Tallet, Camp
Chris Davis	Aug. 24, 2012	A	Baltimore	Villanueva (2), Delabar
Will Middlebrooks	April 6, 2013	H	Boston	Dickey (2), Bush
Josh Reddick	Aug. 9, 2013	H	Oakland	Rogers, Wagner, J. Perez
Byron Buxton	Aug. 27, 2017	H	Minnesota	Biagini, Dermody, Mayza
Kyle Higashioka	Sept. 16, 2020	A	New York (AL)	Roark, Waguespack, Perez
Ryan Mountcastle	June 19, 2021	A	Baltimore	Manoah (2), Kay
Kyle Schwarber	Sept. 3, 2024	H	Philadelphia	Bassitt (2), Green



MULTIPLE 20-PLUS HOME RUN SEASONS

(4 OR MORE SEASONS)

9 – Carlos Delgado 1996 (25), 1997 (30), 1998 (38), 1999 (44), 2000 (41), 2001 (39), 2002 (33), 2003 (42), 2004 (32)	6 – Edwin Encarnacion 2010 (21), 2012 (42), 2013 (36), 2014 (34), 2015 (39), 2016 (42)
8 – Jose Bautista 2010 (54), 2011 (43), 2012 (27), 2013 (28), 2014 (35), 2015 (20), 2016 (22), 2017 (23)	4 – Jesse Barfield 1983 (27), 1985 (27), 1986 (40), 1987 (28)
7 – Joe Carter 1991 (33), 1992 (34), 1993 (33), 1994 (27), 1995 (25), 1996 (30), 1997 (21)	4 – Fred McGriff 1987 (20), 1988 (34), 1989 (36), 1990 (35)
7 – Vernon Wells 2002 (23), 2003 (33), 2004 (23), 2005 (28), 2006 (32), 2008 (20), 2010 (31)	4 – Adam Lind 2009 (35), 2010 (23), 2011 (26), 2013 (23)
6 – George Bell 1984 (26), 1985 (28), 1986 (31), 1987 (47), 1988 (24), 1990 (21)	4 – Teoscar Hernández 2018 (22), 2019 (26), 2021 (32), 2022 (25)
	4 – Vladimir Guerrero Jr. 2021 (48), 2022 (32), 2023 (26), 2024 (30)

CONSECUTIVE GAME HOME RUNS

In 2018, **KENDRYS MORALES** set a franchise record, homering in **SEVEN CONSECUTIVE GAMES** from Aug. 19-26, connecting for eight total home runs...The streak is tied for 4th longest all-time, one back of the leaders, and is the longest ever by a switch-hitter...Below is a list of Blue Jays who have homered in at least four consecutive games.

SEVEN STRAIGHT GAMES

(With at least 1 AB in the contest)

Kendrys Morales – Aug. 19-26, 2018 (8 HR)

SIX STRAIGHT GAMES

(With at least 1 AB in the contest)

Jose Cruz Jr. – Sept. 29-Oct. 5, 2001 (6 HR)

FIVE STRAIGHT GAMES

(With at least 1 AB in the contest)

Jose Bautista – Aug. 26-31, 2014 (5 HR)

FOUR STRAIGHT GAMES

(With at least 1 AB in the contest)

George Bell – Aug. 23-26, 1985 (4 HR)

Joe Carter – June 20-23, 1991 (5 HR)

– June 14-18, 1996 (4 HR)

Carlos Delgado – June 3, 5-7, 1997 (4 HR)

– Aug. 8-11, 1999 (5 HR)

Shawn Green – April 5, 7-9, 1998 (4 HR)
Jose Canseco – Sept. 4-7, 1998 (4 HR)
Vernon Wells – June 19-22, 2003 (5 HR)
Josh Phelps – Aug. 29-Sept. 3, 2003 (4 HR)
Jose Bautista – Sept. 28-Oct. 2, 2009 (4 HR)
Edwin Encarnacion – Sept. 30-Oct. 3, 2010 (5 HR)
– April 27-30, 2012 (4 HR)
– April 23-26, 2013 (5 HR)
– Sept. 28-Oct. 3, 2015 (4 HR)

Adam Lind – June 14-17, 2011 (4 HR)
Colby Rasmus – Sept. 13-18, 2013 (4 HR)
Melky Cabrera – April 4-8, 2014 (4 HR)
Josh Donaldson – May 25-29, 2015 (5 HR)
Justin Smoak – Aug. 28-Sept. 1, 2018 (4 HR)
Bo Bichette – Aug. 9-Aug. 14, 2020 (4 HR)
Randal Grichuk – Aug. 16-Aug. 19, 2021 (5 HR)
Vladimir Guerrero Jr. – June 11-June 14, 2021 (4 HR)
Teoscar Hernández – Aug. 14-Aug. 18, 2021 (4 HR)

MOST HOME RUNS IN A SEASON SERIES

(8 OR MORE)

YEAR	NAME	OPPONENT	HR	YEAR	NAME	OPPONENT	HR
1980	John Mayberry	New York (AL)	8	2014	Jose Bautista	New York (AL)	8
2000	Tony Batista	Baltimore	9	2017	Josh Donaldson	Tampa Bay	8
2001	Jose Cruz Jr.	New York (AL)	9	2019	Randal Grichuk	New York (AL)	8
2002	Carlos Delgado	Tampa Bay	8	2021	Bo Bichette	New York (AL)	8
2003	Carlos Delgado	Tampa Bay	8		Vladimir Guerrero Jr.	Baltimore	12
2006	Vernon Wells	Boston	8		Marcus Semien	New York (AL)	8
2010	Jose Bautista	Boston	8				
	Jose Bautista	Baltimore	9				
	Vernon Wells	Texas	8				

ALL-TIME LONGEST HOMERLESS STRETCHES

ORGANIZED BY AT-BATS

ALFREDO GRIFFIN

DATES OF HOME RUNS	PITCHER	SPAN OF DROUGHT
July 30, 1980 vs. Oakland	Langford	255 Games, 956 At-Bats
July 26, 1982 at Boston	Eckersley	

BOB BAILOR

DATES OF HOME RUNS	PITCHER	SPAN OF DROUGHT
May 7, 1978 at Seattle	Pole	228 Games, 845 At-Bats
Aug. 22, 1979 at Seattle	Honeycutt	

OTIS NIXON

DATES OF HOME RUNS	PITCHER	SPAN OF DROUGHT
Apr. 16, 1996 vs. Detroit	Gohr	205 Games, 806 At-Bats
Aug. 1, 1997 at Detroit	Moehler	

MANNY LEE

DATES OF HOME RUNS	PITCHER	SPAN OF DROUGHT
June 17, 1990 at New York	Lapointe	245 Games, 804 At-Bats
May 6, 1992 at Seattle	Acker	

GARTH IORG

DATES OF HOME RUNS	PITCHER	SPAN OF DROUGHT
Aug. 2, 1980 vs. California	Laroche	240 Games, 771 At-Bats
Sept. 28, 1982 vs. Minnesota	Viola	



LEADOFF HOME RUNS (TOR -164/OPP. – 142)

BLUE JAYS (167)

PLAYER	TIMES	LAST DATE	LAST TEAM	PLAYER	TIMES	LAST DATE	LAST TEAM
Devon White	22	6/20/1995	at MIL	Rick Bosetti	2	9/21/1978	NYN
George Springer	21	8/21/2024	CIN	Frank Catalanotto	2	7/9/2003	DET
Shannon Stewart	15	11/7/2003	NYN	Josh Donaldson	2	5/19/2015	LAA
Alex Rios	9	5/15/2007	BAL	Curtis Granderson	2	7/27/2018	at CWS
Damaso Garcia	7	5/25/1986	at CLE	Bob Bailor	1	4/27/1977	at CLE
Jose Cruz Jr.	7	4/9/2001	NYN	Alfredo Griffin	1	8/29/1979	OAK
Reed Johnson	7	7/23/2007	MIN	Rickey Henderson	1	1/9/1993	at OAK
José Bautista	6	6/28/2017	BAL	Alex Gonzalez	1	9/19/1995	at NYN
Lloyd Moseby	5	7/9/1989	at MIL	Jacob Brumfield	1	6/13/1996	at CAL
Tony Fernandez	5	5/5/1990	DET	Russ Adams	1	9/22/2004	at NYN
Frank Menechino	4	5/8/2004	CLE	Brad Wilkerson	1	5/20/2008	LAA
Fred Lewis	4	7/17/2010	at BAL	Travis Snider	1	9/29/2010	NYN
Jose Reyes	4	6/25/2014	NYN	Yunel Escobar	1	6/15/2011	BAL
Devon Travis	4	8/6/2016	at KC	Rajai Davis	1	7/30/2012	SEA
Marcus Semien	4	7/1/2021	SEA	Ezequiel Carrera	1	7/30/2017	LAA
Marco Scutaro	3	4/30/2009	at KC	Norichika Aoki	1	8/22/2017	at TB
Brett Lawrie	3	5/2/2013	BOS	Steve Pearce	1	4/8/2018	at TEX
Melky Cabrera	3	4/8/2014	NYN	Billy McKinney	1	9/25/2019	BAL
Eric Sogard	3	6/11/2019	at BAL	Cavan Biggio	1	8/7/2020	at BOS
Teoscar Hernández	3	7/27/2020	at WAS	Santiago Espinal	1	6/1/2022	CWS
Bo Bichette	3	9/9/2021	at NYN	Whit Merrifield	1	8/4/2023	at BOS

LEADING OFF

The most leadoff home runs in one season:

Nine Times: George Springer (2022)

Six Times: Devon White (1991)

Five Times: Devon White (1992), Devon White (1993), Shannon Stewart (2000), George Springer (2023)

Four Times: Devon White (1994), Shannon Stewart (2000), Jose Cruz Jr. (2001), Frank Menechino (2004), Alex Rios (2006, 2007), Fred Lewis (2010), Jose Bautista (2016), Marcus Semien (2021), George Springer (2021)

BLUE JAYS, HOME RUN ON FIRST PITCH OF GAME

***SINCE 1988 WHEN PITCH COUNTS BEGAN TO BE RECORDED**

Devon White	July 21, 1991 vs. TEX	Jose Reyes	Aug. 6, 2013 vs. SEA
Devon White	May 24, 1993 vs. MIL	Jose Reyes	June 17, 2014 at NYN
Devon White	May 12, 1995 vs. MIL	Jose Reyes	June 25, 2014 vs. NYN
Jose Cruz Jr.	Aug. 19, 2001 vs. TEX	José Bautista	Aug. 31, 2016 at BAL
Shannon Stewart	April 5, 2002 vs. MIN	Steve Pearce	April 8, 2018 at TEX
Alex Rios	April 13, 2007 vs. DET	George Springer	July 31, 2021 vs. KC
Alex Rios	May 8, 2007 vs. BOS	George Springer	Aug. 4, 2021 vs. CLE
José Bautista	Sept. 29, 2009 vs. BOS	George Springer	July 10, 2022 at SEA
Fred Lewis	July 17, 2010 vs. BAL	Whit Merrifield	Aug. 4, 2023 at BOS
Brett Lawrie	July 22, 2012 vs. BOS		

HOMERING FROM BOTH SIDES – BLUE JAYS (SAME GAME)

	Date	Batter	Pitcher	OPP	Cty	In	On	Date	Batter	Pitcher	OPP	Cty	In	On
1	May 10/91	Roberto Alomar	Bobby Thigpen Scott Radinsky	CWS CWS	TOR TOR	9 11	0 0	6 July 28/14	Melky Cabrera	Clay Buchholz Felix Doubront	BOS BOS	BOS BOS	1 6	1 2
2	June 1/92	Devon White	John Smiley Carl Willis	MIN MIN	MIN MIN	1 10	0 0	7 July 1/15	Justin Smoak	Rick Porcello Robbie Ross	BOS BOS	TOR TOR	1 3	1 0
3	May 3/95	Roberto Alomar	Jim Abbott Roberto Hernandez	CWS CWS	TOR TOR	3 9	0 0	8 July 7/17	Kendrys Morales	Sean Manaea Blake Treinen	OAK OAK	TOR TOR	5 9	0 0
4	Aug. 24/97	Jose Cruz Jr.	Ricky Bones Larry Casian	KC KC	KC KC	1 13	0 1	9 June 15/18	Yangervis Solarte	Gio Gonzalez Justin Miller	WAS WAS	TOR TOR	2 7	0 1
5	Sept. 13/06	Gregg Zaun	Cha Seung Baek Jose Jimenez	SEA SEA	SEA SEA	2 4	0 3	10 July 13/18	Justin Smoak	Rick Porcello Robby Scott	BOS BOS	BOS BOS	3 9	0 1



BLUE JAYS (110)

Player	Number	Last Date	Team
Adam Lind	4	9/20/2013	at BOS
Jesse Barfield	4	7/3/1988	OAK
Ernie Whitt	4	8/1/1984	KC
Ezequiel Carrera	3	4/18/2017	BOS
Colby Rasmus	3	9/6/2014	at BOS
Willie Greene	3	9/5/1999	at KC
Cliff Johnson	3	6/13/1986	DET
Otto Velez	3	7/4/1979	at DET
Cavan Biggio	2	6/13/2023	at BAL
Rowdy Tellez	2	9/2/2019	at ATL
Danny Valencia	2	6/26/2015	TEX
Rod Barajas	2	8/26/2009	TB
Alex Rios	2	4/14/2008	at BAL
Matt Stairs	2	8/29/2007	at OAK
Eric Hinske	2	8/19/2005	at DET
Chris Gomez	2	9/11/2004	at TEX
Jose Cruz Jr	2	9/15/2002	TB
Kelly Gruber	2	6/13/1989	at MIL
Fred McGriff	2	5/23/1988	at MIL
Buck Martinez	2	6/14/1986	DET
Jeff Burroughs	2	9/25/1985	BOS
Rance Mulliniks	2	6/12/1985	at NYY
Willie Aikens	2	4/27/1985	at TEX
Doug Ault	2	8/7/1980	at CLE
Rico Carty	2	9/22/1979	NYY
Al Woods	2	4/21/1977	at NYY
Spencer Horwitz	1	9/8/2024	at ATL
Ernie Clement	1	4/5/2024	at NYY
Danny Jansen	1	4/22/2023	at NYY
Reese McGuire	1	9/29/2018	at TB
Justin Smoak	1	8/31/2018	at MIA
Kendrys Morales	1	6/24/2018	at LAA
Edwin Encarnacion	1	5/16/2015	at HOU
John Mayberry Jr.	1	9/14/2014	TB
Dioner Navarro	1	9/2/2014	at TB
Steve Tolleson	1	7/5/2014	at OAK
Juan Francisco	1	6/20/2014	at CIN
Erik Kratz	1	3/31/2014	at TB
Mark DeRosa	1	5/6/2013	at TB
Yan Gomes	1	6/11/2012	WSH
Lyle Overbay	1	5/18/2008	at PHI
Gregg Zaun	1	4/10/2007	KC
Shea Hillenbrand	1	6/9/2006	DET
Reed Johnson	1	7/1/2005	at BOS
Orlando Hudson	1	5/30/2005	at SEA
Russ Adams	1	9/29/2004	at BAL
Darrin Fletcher	1	6/23/2002	at ARI
Tom Wilson	1	5/24/2002	CLE
Dave Burg	1	4/5/2002	MIN
Tony Fernandez	1	9/4/2001	NYY
Jacob Brumfield	1	6/8/1999	at NYM
Juan Samuel	1	6/22/1998	MON
Robert Perez	1	6/13/1997	at PHI
John Olerud	1	6/1/1996	KC
Charlie O'Brien	1	5/12/1996	BOS
Carlos Delgado	1	5/23/1995	KC
Michael Huff	1	5/30/1994	OAK
Darnell Coles	1	5/21/1993	MIN
Pat Borders	1	9/20/1991	at OAK
Lee Mazzilli	1	9/9/1989	at CLE
Nelson Liriano	1	5/5/1989	CAL
Cecil Fielder	1	9/4/1987	SEA
Juan Beniquez	1	7/24/1987	MIN
Garth Iorg	1	6/15/1986	DET
Rick Leach	1	6/14/1986	DET
George Bell	1	8/14/1984	at CLE
Mickey Klutts	1	4/29/1983	CWS
Willie Upshaw	1	4/24/1981	at NYY
Bob Davis	1	6/14/1980	at CLE
Roy Howell	1	5/6/1980	at CAL
Sam Ewing	1	7/1/1978	CLE
John Mayberry	1	6/26/1978	BAL
Doug Rader	1	8/24/1977	at SEA

PH HOME RUN LEADERS

The Blue Jays franchise has connected 110 times for pinch-hit home runs during regular season games...Jesse Barfield on April 24, 1982 vs. Boston at Exhibition Stadium hit the Blue Jays' first pinch-hit grand slam...Alvis Woods in Toronto's first ever game, on April 7, 1977 vs. the Chicago White Sox, hit the first pitch of his first Major League career at-bat for the Blue Jays' first pinch-hit home run...Ed Sprague has the only pinch-hit home run in the postseason, which came on Oct. 18, 1992, Game 2 of the World Series vs. Atlanta...On June 30, 1999 vs. the Orioles, Willie Greene became the 16th player in AL history to hit home runs in consecutive pinch-hit at-bats...In 2014, Colby Rasmus tied Willie Greene (1999) for the most PH-HR in a single season with three...The club record for most PH-HR in a single season is nine, recorded in 2014... The nine PH-HR rank T-2nd most in AL history (record is 11 by Baltimore in 1982) and the most by any AL club since California in 1987.



INSIDE-THE-PARK HOME RUNS (TOR – 32/OPP. – 37)

BLUE JAYS (32)

HR	DATE	D/N	BATTER	POS	BAT ORD	PITCHER	OPP	H/A	IN	ON	OUT
1	Aug. 21/77	D	Doug Rader	DH	5	Frank Tanana	CAL	A	5	0	2
2	July 9/79	N	Al Woods	LF	6	Lary Sorensen	MIL	H	2	0	0
3	Aug. 28/79	D	Alfredo Griffin	SS	1	Rick Langford	OAK	H	5	1	2
4	Sept. 17/80	N	Roy Howell	3B	3	Tim Lollar	NYA	A	10	1	2
5	April 25/81	D	Lloyd Moseby	CF	1	Bill Castro	NYA	A	9	1	2
6	June 7/82	N	Willie Upshaw	1B	3	John Denny	CLE	H	3	1	2
7	April 14/83	D	Willie Upshaw	1B	7	Jerry Augustine	MIL	H	2	0	2
8	May 25/83	N	Jorge Orta	DH	4	Dan Petry	DET	H	4	0	0
9	May 30/83	N	Lloyd Moseby	CF	7	Dan Petry	DET	A	9	1	2
10	Sept. 14/83	N	Barry Bonnell	CF	5	Matt Young	SEA	A	2	0	0
11	June 6/84	N	George Bell	RF	6	Aurelio Lopez	DET	A	8	0	1
12	Aug. 10/84	N	Tony Fernandez	SS	9	Dennis Martinez	BAL	H	3	0	2
13	June 12/86	N	Kelly Gruber	2B	7	Bill Scherrer	DET	H	7	2	2
14	May 16/88	N	Kelly Gruber	3B	6	Jeff Bittiger	CWS	A	8	0	2
15	June 2/89	N	Junior Felix	RF	1	Bob Stanley	BOS	A	9	3	2
16	July 11/91	N	Rance Mulliniks	DH	5	Kevin Brown	TEX	H	8	0	2
17	June 1/92	N	Devon White	CF	1	Carl Willis	MIN	A	10	0	1
18	June 18/93	N	Roberto Alomar	2B	2	Tony Fossas	BOS	A	8	0	0
19	April 25/94	N	Paul Molitor	DH	3	David Cone	KC	A	1	0	2
20	June 17/95	D	Paul Molitor	DH	2	Kenny Rogers	TEX	H	5	0	2
21	July 28/98	N	Shannon Stewart	CF	3	Eric Gunderson	TEX	H	8	1	1
22	Sept. 7/98	D	Shannon Stewart	LF	1	Steve Karsay	CLE	H	3	2	2
23	Sept. 22/98	N	Tony Fernandez	3B	6	Mike Mussina	BAL	H	4	0	1
24	Aug. 6/99	N	Carlos Delgado	DH	5	Jeff Zimmerman	TEX	A	8	0	1
25	July 7/01	D	Cesar Izturis	2B	9	Guillermo Mota	MON	H	6	1	1
26	May 11/02	D	Raul Mondesi	RF	5	Barry Zito	OAK	A	6	0	2
27	July 17/02	N	Ken Huckaby	C	8	Jason Johnson	BAL	H	2	1	1
28	Sept. 13/03	D	Greg Myers	DH	5	Pat Hentgen	BAL	H	4	1	2
29	July 7/10	N	Jose Bautista	RF	3	Kevin Slowey	MIN	H	5	1	2
30	May 6/17	D	Ezequiel Carrera	LF	2	Jake Odorizzi	TB	A	1	0	1
31	July 22/22	N	Raimel Tapia	CF	1	Austin Davis	BOS	A	3	3	2
32	Sept. 24/23	D	George Springer	RF	1	Taj Bradley	TB	A	2	2	2

OPPONENTS (37)

	DATE	BATTER	TEAM	PITCHER	CITY	IN	ON
1	May 5/77	Cecil Cooper	MIL	Jerry Garvin	TOR	5	1
2	July 23/77	Alan Bannister	CWS	Dave Lemanczyk	TOR	3	0
3	July 25/77	Ron LeFlore	DET	Mike Willis	DET	6	0
4	April 7/79	Amos Otis	KC	Jim Clancy	KC	1	1
5	May 8/79	Ken Landreaux	MIN	Balor Moore	MIN	7	0
6	June 10/79	Jim Essian	OAK	Mike Willis	OAK	5	3
7	Aug. 15/80	George Brett	KC	Jesse Jefferson	KC	1	2
8	Aug. 20/80	Mike Cubbage	MIN	Jackson Todd	MIN	6	1
9	June 9/81	Wayne Nordhagen	CWS	Luis Leal	CWS	4	1
10	July 21/82	Willie Wilson	KC	Dale Murray	TOR	8	1
11	Sept. 30/82	Kent Hrbek	MIN	Luis Leal	TOR	1	1
12	May 25/83	Kirk Gibson	DET	Jim Gott	TOR	1	1
13	Sept. 27/83	Gary Pettis	CAL	Luis Leal	CAL	2	0
14	July 4/84	Rob Picciolo	CAL	Dave Stieb	TOR	3	0
15	Oct. 2/85	Kirk Gibson	DET	Dave Stieb	DET	6	0
16	June 29/87	Ron Kittle	NYA	John Cerutti	TOR	1	1
17	April 7/88	Kurt Stillwell	KC	Jim Clancy	KC	6	1
18	May 27/88	Ivan Calderon	CWS	Mike Flanagan	TOR	7	0
19	Sept. 4/88	Jim Sundberg	TEX	Frank Wills	TOR	4	0
20	July 17/93	Brian McRae	KC	Danny Cox	TOR	9	1
21	July 21/94	Rusty Greer	TEX	Pat Hentgen	TOR	2	0
22	May 24/97	Darin Erstad	ANA	Woody Williams	TOR	3	0
23	July 26/98	Nomar Garciaparra	BOS	Pat Hentgen	BOS	7	2
24	June 20/03	Ender Chavez	MON	Jeff Tam	MON	8	0
25	Aug. 26/03	Kevin Millar	BOS	Aquilino Lopez	BOS	9	0
26	April 6/05	Carl Crawford	TB	Josh Towers	TB	3	0
27	July 5/05	Bobby Crosby	OAK	Pete Walker	TOR	6	1
28	June 19/08	Prince Fielder	MIL	A.J. Burnett	MIL	5	0
29	July 4/10	Brett Gardner	NYA	Brandon Morrow	NYA	6	1
30	June 6/11	Drew Stubbs	CIN	Jo-Jo Reyes	CIN	6	0
31	Sept. 25/11	Ben Zobrist	TB	Brett Cecil	TB	1	0
32	Aug. 2/14	Jon Singleton	HOU	Brett Cecil	HOU	8	1
33	June 25/16	Brett Lawrie	CWS	RA Dickey	CWS	2	0
34	Aug. 19/16	Tyler Naquin	CLE	Roberto Osuna	CLE	9	0
35	June 21/17	Joey Gallo	TEX	Joe Biagini	TEX	5	0
36	May 28/19	Avisail Garcia	TB	Clayton Richard	TB	3	0
37	Aug. 27/21	Victor Reyes	DET	Tim Mayza	DET	8	0



EXTRA-INNING HOME RUNS (TOR – 130/OPP. – 138)

BLUE JAYS (130)

PLAYER	TIMES	LAST DATE	OPP.	PLAYER	TIMES	LAST DATE	OPP.
George Bell	6	6/22/90	NYN	Cecil Fielder	1	8/4/87	SEA
Ernie Whitt	5	9/5/88	at DET	Tony Fernandez	1	7/3/88	OAK
Jesse Barfield	4	6/6/87	BAL	Junior Felix	1	6/4/89	at BOS
Jose Cruz Jr.	4	8/11/01	at ANA	Mark Whitten	1	4/12/91	MIL
José Bautista	4	4/21/17	at LAA	Roberto Alomar	1	5/10/91	CWS
Otto Velez	3	5/4/80	CLE	Pat Borders	1	9/24/91	at CAL
Fred McGriff	3	5/25/90	at SEA	Rob Ducey	1	10/6/91	at MIN
Alex S. Gonzalez	3	7/25/01	at BOS	Devon White	1	6/1/92	at MIN
Vernon Wells	3	7/20/06	NYN	Carlos Delgado	1	8/20/96	at KC
Aaron Hill	3	5/27/09	at BAL	Kevin Brown	1	8/15/98	ANA
Edwin Encarnacion	3	6/10/16	BAL	Raul Mondesi	1	9/24/01	at CLE
Cliff Johnson	2	6/21/86	NYN	Josh Phelps	1	4/5/03	at MIN
John Olerud	2	9/17/92	CLE	Reed Johnson	1	6/15/03	CHC
Ed Sprague	2	8/3/95	at BAL	Shea Hillenbrand	1	5/27/06	CWS
Joe Carter	2	6/1/96	KC	Alex Gonzalez	1	5/7/10	at CWS
Jose Canseco	2	6/10/98	at FLA	Yunel Escobar	1	4/4/11	OAK
Tony Batista	2	7/26/99	at CWS	John McDonald	1	4/22/11	TB
Darrin Fletcher	2	6/1/02	at DET	Corey Patterson	1	5/28/11	CWS
Eric Hinske	2	6/29/02	at MTL	Brett Lawrie	1	9/5/11	BOS
Alex Rios	2	5/26/07	at MIN	J.P. Arencibia	1	4/5/12	at CLE
Gregg Zaun	2	9/6/08	TB	Mark DeRosa	1	6/2/13	at SD
Lyle Overbay	2	9/25/10	BAL	Colby Rasmus	1	9/4/14	at TB
Adam Lind	2	6/14/11	BAL	Russell Martin	1	6/13/15	at BOS
Josh Donaldson	2	6/7/17	at OAK	Chris Colabello	1	6/24/15	at TB
Justin Smoak	2	6/7/17	at OAK	Ryan Goins	1	9/1/15	CLE
Kevin Pillar	2	9/7/18	CLE	Steve Pearce	1	7/27/17	OAK
Teoscar Hernández	2	9/3/20	at BOS	Curtis Granderson	1	4/24/18	BOS
Doug Rader	1	7/13/77	at CWS	Yangervis Solarte	1	5/3/18 (1)	at CLE
Bob Bailor	1	7/15/77	DET	Luke Maile	1	5/11/18	BOS
Dave McKay	1	8/26/78	MIN	Kendrys Morales	1	6/24/18	at LAA
Craig Kuskick	1	8/31/79	SEA	Brandon Drury	1	4/28/19	OAK
Roy Howell	1	9/17/80	at NYN	Rowdy Tellez	1	4/28/19	OAK
Steve Braun	1	9/19/80	at BAL	Billy McKinney	1	6/20/19	LAA
John Mayberry	1	4/25/82	BOS	Bo Bichette	1	9/13/19	NYN
Barry Bonnell	1	8/25/83	at BAL	Anthony Alford	1	9/23/19	BAL
Willie Upshaw	1	5/10/84	at BAL	Randal Grichuk	1	8/28/20	BAL
Buck Martinez	1	6/6/85	DET	Lourdes Gurriel Jr.	1	9/3/20	at BOS
Rance Mulliniks	1	6/12/85	at NYN	Vladimir Guerrero Jr.	1	5/21/21	TB
Damaso Garcia	1	7/29/85	at BAL	Marcus Semien	1	5/24/21	TB
Garth Iorg	1	8/11/85	at KC	Danny Jansen	1	5/17/23	NYN
Al Oliver	1	8/11/85	at KC	Brandon Belt	1	8/22/23	at BAL
Lloyd Moseby	1	5/10/86	at SEA	Davis Schneider	1	5/31/24	PIT

INNING	# HIT
10	68
11	29
12	16
13	9
14	5
15	2
16	1

FIRST MAJOR LEAGUE HIT AS A HOME RUN

There have been 10 Blue Jays to have record a home run for their first Major League hit...They are as follows:

Davis Schneider	— Aug. 4, 2023 at BOS
Devon Travis	— April 6, 2015 at NYN
J.P. Arencibia	— Aug. 7, 2010 vs. TB
Ryan Roberts	— Aug. 3, 2006 at NYN
Mark Hendrickson (pitcher)	— June 21, 2003 at MON
Junior Felix	— May 4, 1989 vs. CAL
Kelly Gruber	— Sept. 25, 1984 at BOS
Anthony Johnson	— May 24, 1982 vs. BAL
Steve Staggs	— July 1, 1977 vs. TEX
Al Woods	— April 7, 1977 vs. CWS

HOME RUNS, FIRST MAJOR LEAGUE AT-BAT

When **AL WOODS** batted for Steve Bowling in the 5th inning on Apr. 7, 1977, he became the 11th player in Major League history to hit a home run as a pinch-hitter in his first at-bat.

JUNIOR FELIX became the 11th Major League player to homer on his first big-league pitch on May 4, 1989 vs. California's Kirk McCaskill (solo).

J.P. ARENCIBIA became the 3rd Blue Jay to homer in his first MLB plate appearance and 2nd to do so on the first pitch, on Aug. 7, 2010, off Tampa Bay's James Shields (2R)...Became the 5th player in MLB history to hit two homers in his first game and was the first catcher to do so.

DAVIS SCHNEIDER became the 4th player in Toronto history to go deep in his first MLB plate appearance, launching a solo shot over the Green Monster off James Paxton on Aug. 4, 2023 at Fenway Park.



WALK-OFF HOME RUNS (TOR – 93/OPP. – 109)

The Toronto Blue Jays have recorded 93 total walk-off home runs in franchise history...On July 30, 2017 vs. LAA, Steve Pearce capped a dramatic 9th-inning comeback with a walk-off grand slam as the Blue Jays overcame a 10-4 deficit to earn an 11-10 victory...Pearce hit a walk-off grand slam three days earlier in the Jays' 8-4 win in 10 innings against OAK...That is the shortest span between walk-off grand slams by any player in Major League history, the previous shortest being 100 days by the Mariners' Jim Presley in 1986...Pearce, Presley, and Cy Williams for the 1926 Phillies are the only players to have hit two walk-off grand slams in the same season (*courtesy of Elias*)...There have been four walk-off grand slams in team history (Steve Pearce – 2x: 7/30/17 vs. LAA and 7/27/17 vs. OAK; Gregg Zaun – 9/6/08 vs. TB, 13th inning; George Bell – 9/4/88 vs. TEX, 9th inning)...On June 15, 2003 vs. CHC, Reed Johnson hit a leadoff home run and ended the game in the 10th inning with a walk-off blast, becoming then just the 4th player in MLB history to accomplish that feat...The most walk-off home runs hit in a single season by Toronto is six, accomplished in 2011 and again in 2019...In 2015, Josh Donaldson set a club record with three walk-off home runs...Cecil Fielder is the only Blue Jay to hit a pinch-hit walk-off home run, which he accomplished on Sept. 4, 1987 vs. SEA (10th inning-solo HR).

WALK-OFF HR (93)

PLAYER	TIMES	LAST DATE	OPP.	PLAYER	TIMES	LAST DATE	OPP.
Edwin Encarnacion	4	6/10/16	BAL	Teoscar Hernández	1	7/27/19	TB
Justin Smoak	3	9/20/18	TB	Billy McKinney	1	6/20/19	LAA
Josh Donaldson	3	9/27/15	TB	Brandon Drury	1	4/26/19	OAK
Adam Lind	3	6/14/11	BAL	Luke Maile	1	5/11/18	BOS
Vernon Wells	3	7/20/06	NYN	Curtis Granderson	1	4/24/18	BOS
Carlos Delgado	3	7/8/04	SEA	Ryan Goins	1	9/1/15	CLE
Joe Carter	3	7/25/96	OAK	Corey Patterson	1	5/28/11	CWS
George Bell	3	5/28/89	CWS	John McDonald	1	4/22/11	TB
Jesse Barfield	3	6/6/87	BAL	Yunel Escobar	1	4/5/11	OAK
Danny Jansen	2	5/17/23	NYN	Gregg Zaun	1	9/6/08	TB
Marcus Semien	2	9/3/21	OAK	Aaron Hill	1	9/15/06	TB
Bo Bichette	2	4/14/21	NYN	Shea Hillenbrand	1	5/27/06	CWS
Kevin Pillar	2	9/7/18	CLE	Orlando Hudson	1	8/10/05	DET
Steve Pearce	2	7/30/17	LAA	Darrin Fletcher	1	6/30/99	BAL
Kendrys Morales	2	7/26/17	OAK	Mike Stanley	1	5/14/98	ANA
Brett Lawrie	2	5/1/12	TEX	Jose Canseco	1	5/12/98	OAK
Lyle Overbay	2	9/25/10	BAL	Jacob Brumfield	1	6/25/99	SEA
Reed Johnson	2	5/24/05	BOS	Roberto Alomar	1	5/2/95	CWS
Eric Hinske	2	7/14/02	BOS	William Canate	1	7/18/93	KC
Jose Cruz Jr.	2	8/14/01	OAK	John Olerud	1	9/17/92	CLE
Tony Batista	2	4/3/00	KC	Mark Whitten	1	4/12/91	MIL
Ernie Whitt	2	8/17/86	TEX	Kelly Gruber	1	9/15/90	BAL
Buck Martinez	2	6/14/86	DET	Cecil Fielder	1	9/4/87	SEA
Lloyd Moseby	2	4/19/83	CLE	Damaso Garcia	1	6/27/82	MIN
Otto Velez	2	5/4/80 (G1)	CLE	Rick Bosetti	1	4/17/80	MIL
Addison Barger	1	8/23/24	LAA	Craig Kusick	1	8/31/79	SEA
Davis Schneider	1	5/31/24	PIT	Roy Howell	1	5/26/79	BOS
Randal Grichuk	1	8/27/20	BAL	Dave McKay	1	8/26/78	MIN
Anthony Alford	1	9/23/19	BAL	Bob Bailor	1	7/15/77	DET



LEADERS

CAREER RECORD

Carlos Delgado	9
George Bell	7
Edwin Encarnacion	6
Vladimir Guerrero Jr.	5
Lourdes Gurriel Jr.	5
Vernon Wells	5
Joe Carter	4
Darrin Fletcher	4

SEASON RECORD

Lourdes Gurriel Jr.	4	2021
Carlos Delgado	3	1997
Darrin Fletcher	3	2000
Edwin Encarnacion	3	2015
Roy Howell	2	1979
George Bell	2	1985
George Bell	2	1987
Jesse Barfield	2	1988
Ed Sprague	2	1995
Joe Carter	2	1997
Carlos Delgado	2	1998
Tony Batista	2	2000
Carlos Delgado	2	2000
Brad Fullmer	2	2001
Raul Mondesi	2	2001
Carlos Delgado	2	2003
Vernon Wells	2	2003
Josh Phelps	2	2004
Vernon Wells	2	2006
Frank Thomas	2	2007
Jose Bautista	2	2010
Adam Lind	2	2011
Edwin Encarnacion	2	2013
Josh Donaldson	2	2016
Steve Pearce	2	2017
Ryan Goins	2	2017
Curtis Granderson	2	2018
Justin Smoak	2	2018
Vladimir Guerrero Jr.	2	2019
Rowdy Tellez	2	2019
Teoscar Hernández	2	2021
Bo Bichette	2	2022
Daulton Varsho	2	2024

SINGLE SEASON

9	2021
9	2000
8	1989
8	2019
7	1997
7	2006
7	2008
7	2017
7	2018

TORONTO, YOUNGEST PLAYERS TO HIT FIRST HOME RUN - ALL-TIME

PLAYER	DATE	OPPONENT	AGE
Vladimir Guerrero Jr.	05/14/2019	at SF	20 years, 59 days
Danny Ainge	06/02/1979	at SEA	20 years, 77 days
Paul Hodgson	09/19/1980	at BAL	20 years, 158 days
Lloyd Moseby	05/25/1980	vs. NYY	20 years, 202 days
Travis Snider	09/04/2008	vs. MIN	20 years, 215 days
Vernon Wells	09/13/1999	vs. NYY	20 years, 279 days

FIRST HOME RUN AS A BLUE JAY TO BE A GRAND SLAM

Rick Bosetti
Glenallen Hill
Dick Schofield
Chris Gomez
Frank Thomas

May 7, 1978 vs. SEA
Sept. 1, 1989 vs. MIN
May 28, 1994 vs. CAL
April 22, 2004 vs. BOS
April 7, 2007 vs. TB

Joe Inglett
Kevin Millar
Yunel Escobar
Kendrys Morales

June 19, 2008 vs. MIL
April 16, 2009 vs. MIN
July 18, 2010 vs. BAL
April 6, 2017 vs. TB

YOUNGEST BLUE JAYS TO HIT A GRAND SLAM, ALL-TIME

Vladimir Guerrero Jr.
20 years, 126 days
Vladimir Guerrero Jr.
20 years, 136 days
Brett Lawrie
21 years, 204 days
Junior Felix
21 years, 242 days
Jesse Barfield
22 years, 177 days

July 20, 2019 at DET
July 30, 2019 at KC
Aug. 10, 2011 vs. OAK
June 2, 1989 vs. BOS
April 24, 1982 vs. BOS

Anthony Gose
23 years, 31 days
Rowdy Tellez
24 years, 38 days
Devon Travis
24 years, 71 days
Rowdy Tellez
24 years, 88 days
Vernon Wells
24 years, 122 days

Sept. 10, 2013 vs. LAA
April 23, 2019 vs. SF
May 3, 2015 at CLE
June 12, 2019 at BAL
April 9, 2003 vs. BOS

GRAND SLAM RECORD

BLUE JAYS (180)

PLAYER	TIMES	LAST	TEAM	PLAYER	TIMES	LAST	TEAM
Carlos Delgado	9	9/28/2003	CLE	Kevin Kiermaier	1	7/14/2024	at ARI
George Bell	7	4/11/1990	TEX	Matt Chapman	1	4/9/2023	at LAA
Edwin Encarnacion	6	8/29/2015	DET	Raimel Tapia	1	7/22/2022	at BOS
Lourdes Gurriel Jr.	5	6/19/2022	NY Yankees	Marcus Semien	1	9/6/2021	at NYY
Vernon Wells	5	8/13/2008	at DET	Danny Jansen	1	9/7/2020	NY Yankees
Vladimir Guerrero Jr.	5	5/5/2024	at WAS	Randal Grichuk	1	9/18/2019	at BAL
Darrin Fletcher	4	5/26/2000	at DET	Brandon Drury	1	8/12/2019	TEX
Joe Carter	4	7/23/1997	MIL	Cavan Biggio	1	6/29/2019	KC
Justin Smoak	3	8/31/2018	at MIA	Freddy Galvis	1	6/24/2019	at NYY
Devon Travis	3	7/11/2018	at ATL	Yangeris Solarte	1	5/3/2018 (G1)	at CLE
Josh Donaldson	3	4/9/2018	at BAL	Kendrys Morales	1	4/6/2017	at TB
Jose Bautista	3	8/5/2015	MIN	Anthony Gose	1	9/10/2013	LAA
Adam Lind	3	8/13/2011	LAA	Aaron Hill	1	5/29/2011	CWS
Gregg Zaun	3	9/6/2008	TB	Yunel Escobar	1	7/18/2010	at BAL
Frank Thomas	3	4/6/2008	BOS	Kevin Millar	1	4/16/2009	at MIN
Tony Fernandez	3	9/9/2001	NY Yankees	Joe Inglett	1	6/19/2008	at MIN
Brad Fullmer	3	7/6/2001	MTL	Brad Wilkerson	1	5/24/2008	KC
Tony Batista	3	7/3/2000	at BAL	Russ Adams	1	9/19/2007	BOS
Ed Sprague	3	7/3/1996	BAL	Bengie Molina	1	8/27/2006	at KC
Lloyd Moseby	3	7/22/1989	at SEA	Troy Glaus	1	7/29/2006	OAK
Ernie Whitt	3	6/4/1989	at BOS	John McDonald	1	7/25/2006	at SEA
Jesse Barfield	3	9/13/1988	DET	Lyle Overbay	1	5/10/2006	OAK
Daulton Varsho	2	6/16/2024	CLE	Reed Johnson	1	7/1/2005	at BOS
George Springer	2	7/26/2022	STL	Gabe Gross	1	9/5/2004	OAK
Bo Bichette	2	6/22/2022	at CWS	Chris Woodward	1	8/20/2004	at BAL
Teoscar Hernandez	2	9/12/2021	at BAL	Chris Gomez	1	4/22/2004	BOS
Rowdy Tellez	2	6/12/2019	at BAL	Eric Hinske	1	7/4/2003	at BAL
Curtis Granderson	2	8/15/2018	at KC	Jose Cruz Jr.	1	10/5/2001	CLE
Ryan Goins	2	9/22/2017	NY Yankees	Marty Cordova	1	7/16/2000	NYM
Steve Pearce	2	7/30/2017	LAA	Jose Canseco	1	7/19/1998	NY Yankees
Troy Tulowitzki	2	5/29/2017	CIN	Benito Santiago	1	8/11/1997	DET
Colby Rasmus	2	5/4/2014	at PIT	Charlie O'Brien	1	5/14/1997	at DET
Brett Lawrie	2	4/15/2014	at MIN	Devon White	1	8/25/1995	CWS
J.P. Arencibia	2	9/14/2012	at BAL	Paul Molitor	1	7/5/1994	at MIN
Rod Barajas	2	8/24/2009	TB	Dick Schofield	1	5/28/1994	CAL
Matt Stairs	2	5/14/2008	MIN	Roberto Alomar	1	8/29/1993	at SEA
Josh Phelps	2	7/7/2004	SEA	Dave Winfield	1	5/7/1992	at SEA
Raul Mondesi	2	6/29/2001	BOS	Fred McGriff	1	7/21/1989	at SEA
Shawn Green	2	7/19/1999	ATL	Pat Borders	1	7/7/1989	at DET
John Olerud	2	5/27/1996	CWS	Junior Felix	1	6/2/1989	at BOS
Kelly Gruber	2	9/1/1992	CWS	Rance Mulliniks	1	5/2/1989	OAK
Glenallen Hill	2	8/14/1990	at CWS	Buck Martinez	1	6/5/1983	at BAL
Willie Upshaw	2	6/23/1987	at DET	Otto Velez	1	5/4/1980	CLE
Barry Bonnell	2	5/1/1983	CWS	Rick Bosetti	1	5/7/1978	at SEA
Pico Carty	2	9/7/1979	at CLE	Hector Torres	1	6/27/1977	NY Yankees
Roy Howell	2	8/27/1979	OAK				



POSTSEASON AND ALL-STAR HOMERS

BLUE JAYS (60 POSTSEASON)

WORLD SERIES

DATE	BATTER	PITCHER	OPP	CITY	IN	ON	DATE	BATTER	PITCHER	OPP	CITY	IN	ON
1 Oct. 17/92	Joe Carter	Tom Glavine	ATL	ATL	4	0	7 Oct. 16/93	Devon White	Curt Schilling	PHI	TOR	5	0
2 Oct. 18/92	Ed Sprague	Jeff Reardon	ATL	ATL	9	1	8 Oct. 16/93	John Olerud	Curt Schilling	PHI	TOR	6	0
3 Oct. 20/92	Joe Carter	Steve Avery	ATL	TOR	4	0	9 Oct. 17/93	Joe Carter	Terry Mulholland	PHI	TOR	4	1
4 Oct. 20/92	Kelly Gruber	Steve Avery	ATL	TOR	8	0	10 Oct. 19/93	Paul Molitor	Danny Jackson	PHI	PHI	3	0
5 Oct. 21/92	Pat Borders	Tom Glavine	ATL	TOR	3	0	11 Oct. 23/93	Paul Molitor	Terry Mulholland	PHI	TOR	5	0
6 Oct. 24/92	Candy Maldonado	Steve Avery	ATL	ATL	4	0	12 Oct. 23/93	Joe Carter	Mitch Williams	PHI	TOR	9	2

LEAGUE CHAMPIONSHIP SERIES

DATE	BATTER	PITCHER	OPP	CITY	IN	ON	DATE	BATTER	PITCHER	OPP	CITY	IN	ON
1 Oct. 11/85	Rance Mulliniks	Bret Saberhagen	KC	KCA	5	1	14 Oct. 12/92	Dave Winfield	Dave Stewart	OAK	OAK	4	0
2 Oct. 11/85	Jesse Barfield	Bret Saberhagen	KC	KCA	5	1	15 Oct. 14/92	Joe Carter	Mike Moore	OAK	TOR	1	1
3 Oct. 03/89	Ernie Whitt	Dave Stewart	OAK	OAK	4	0	16 Oct. 14/92	Candy Maldonado	Mike Moore	OAK	TOR	3	2
4 Oct. 08/89	Lloyd Moseby	Dave Stewart	OAK	TOR	8	0	17 Oct. 05/93	Paul Molitor	Jack McDowell	CWS	CWS	7	1
5 Oct. 08/89	George Bell	Dave Stewart	OAK	TOR	9	0	18 Oct. 12/93	Devon White	Scott Radinsky	CWS	CWS	9	0
6 Oct. 11/91	Joe Carter	Scott Erickson	MIN	TOR	1	0	19 Oct. 19/15	Troy Tulowitzki	Johnny Cueto	KC	TOR	3	2
7 Oct. 07/92	Pat Borders	Dave Stewart	OAK	TOR	5	0	20 Oct. 19/15	Josh Donaldson	Kris Medlen	KC	TOR	3	1
8 Oct. 07/92	Dave Winfield	Dave Stewart	OAK	TOR	6	0	21 Oct. 19/15	Ryan Goins	Kris Medlen	KC	TOR	5	0
9 Oct. 08/92	Kelly Gruber	Mike Moore	OAK	TOR	5	1	22 Oct. 21/15	Chris Colabello	Edinson Volquez	KC	TOR	2	0
10 Oct. 10/92	Roberto Alomar	Ron Darling	OAK	OAK	4	0	23 Oct. 23/15	José Bautista	Yordano Ventura	KC	KC	4	0
11 Oct. 10/92	Candy Maldonado	Ron Darling	OAK	OAK	5	0	24 Oct. 23/15	José Bautista	Ryan Madson	KC	KC	8	1
12 Oct. 11/92	John Olerud	Bob Welch	OAK	OAK	2	0	25 Oct. 17/16	Michael Saunders	Dan Otero	CLE	TOR	2	0
13 Oct. 11/92	Roberto Alomar	Dennis Eckersley	OAK	OAK	9	1	26 Oct. 18/16	Josh Donaldson	Corey Kluber	CLE	TOR	3	0

LEAGUE DIVISION SERIES

DATE	BATTER	PITCHER	OPP	CITY	IN	ON	DATE	BATTER	PITCHER	OPP	CITY	IN	ON
1 Oct. 8/15	José Bautista	Keone Kela	TEX	TOR	6	0	9 Oct. 6/16	José Bautista	Jake Diekmann	TEX	TEX	9	2
2 Oct. 9/15	Josh Donaldson	Cole Hamels	TEX	TOR	1	0	10 Oct. 6/16	Melvin Upton	Cole Hamels	TEX	TEX	4	0
3 Oct. 11/15	Troy Tulowitzki	Chi Chi Gonzalez	TEX	TEX	6	2	11 Oct. 7/16	Troy Tulowitzki	Yu Darvish	TEX	TEX	2	1
4 Oct. 12/15	Josh Donaldson	Derek Holland	TEX	TEX	1	1	12 Oct. 7/16	Kevin Pillar	Yu Darvish	TEX	TEX	5	0
5 Oct. 12/15	Chris Colabello	Derek Holland	TEX	TEX	1	0	13 Oct. 7/16	Ezequiel Carrera	Yu Darvish	TEX	TEX	5	0
6 Oct. 12/15	Kevin Pillar	Derek Holland	TEX	TEX	2	0	14 Oct. 7/16	Edwin Encarnacion	Yu Darvish	TEX	TEX	5	0
7 Oct. 14/15	Edwin Encarnacion	Cole Hamels	TEX	TOR	6	0	15 Oct. 9/16	Edwin Encarnacion	Colby Lewis	TEX	TOR	1	1
8 Oct. 14/15	José Bautista	Sam Dyson	TEX	TOR	7	3	16 Oct. 9/16	Russell Martin	Colby Lewis	TEX	TOR	1	0

WILD CARD

DATE	BATTER	PITCHER	OPP	CITY	IN	ON	DATE	BATTER	PITCHER	OPP	CITY	IN	ON
1 Oct. 4/16	José Bautista	Chris Tillman	BAL	TOR	2	0	4 Sept. 30/20	Danny Jansen	Tyler Glasnow	TB	TB	5	0
2 Oct. 4/16	Edwin Encarnacion	Ubaldo Jimenez	BAL	TOR	11	2	5 Oct. 8/22	Teoscar Hernández	Robbie Ray	SEA	TOR	2	1
3 Sept. 30/20	Danny Jansen	Tyler Glasnow	TB	TB	3	0	6 Oct. 8/22	Teoscar Hernández	Robbie Ray	SEA	TOR	4	0

ALL-STAR GAME

DATE	BATTER	PITCHER	PTM	CITY	IN	ON
1 July 13/93	Roberto Alomar	Andy Benes	SD	BAL	3	0
2 July 13/21	Vladimir Guerrero Jr.	Corbin Burnes	MIL	COL	3	0

SEASONS IN WHICH TORONTO WAS THE 1ST TEAM TO SCORE 500 RUNS

YEAR	DATE	GAME #
2003	June 28	81
1986	July 20	94
2015	July 21	95
2012	July 28	100



OPPONENTS (62 POSTSEASON)

WORLD SERIES

DATE	BATTER	TM	PITCHER	CITY	IN ON	DATE	BATTER	TM	PITCHER	CITY	IN ON
1 Oct. 17/92	Damon Berryhill	ATL	Jack Morris	ATL	6 2	6 Oct. 19/93	Milt Thompson	PHI	Duane Ward	PHI	9 0
2 Oct. 22/92	David Justice	ATL	Jack Morris	TOR	4 0	7 Oct. 20/93	Lenny Dykstra	PHI	Todd Stottlemire	PHI	2 1
3 Oct. 22/92	Lonnie Smith	ATL	Jack Morris	TOR	5 3	8 Oct. 20/93	Lenny Dykstra	PHI	Al Leiter	PHI	5 1
4 Oct. 17/93	Jim Eisenreich	PHI	Dave Stewart	TOR	3 2	9 Oct. 20/93	Darren Daulton	PHI	Al Leiter	PHI	5 1
5 Oct. 17/93	Lenny Dykstra	PHI	Tony Castillo	TOR	7 0	10 Oct. 23/93	Lenny Dykstra	PHI	Dave Stewart	TOR	7 2

LEAGUE CHAMPIONSHIP SERIES

DATE	BATTER	TM	PITCHER	CITY	IN ON	DATE	BATTER	TM	PITCHER	CITY	IN ON
1 Oct. 09/85	Willie Wilson	KC	Jimmy Key	TOR	3 1	21 Oct. 12/92	Ruben Sierra	OAK	David Cone	OAK	1 1
2 Oct. 09/85	Pat Sheridan	KC	Tom Henke	TOR	9 0	22 Oct. 09/93	Lance Johnson	CWS	Todd Stottlemire	TOR	2 1
3 Oct. 11/85	George Brett	KC	Doyle Alexander	KC	1 0	23 Oct. 09/93	Frank Thomas	CWS	Todd Stottlemire	TOR	6 0
4 Oct. 11/85	Jim Sundberg	KC	Doyle Alexander	KC	5 0	24 Oct. 10/93	Ellis Burks	CWS	Juan Guzman	TOR	5 0
5 Oct. 11/85	George Brett	KC	Doyle Alexander	KC	6 1	25 Oct. 10/93	Robin Ventura	CWS	Duane Ward	TOR	9 1
6 Oct. 15/85	George Brett	KC	Doyle Alexander	TOR	5 0	26 Oct. 12/93	Warren Newson	CWS	Duane Ward	CHA	9 0
7 Oct. 16/85	Pat Sheridan	KC	Dave Stieb	TOR	4 0	27 Oct. 16/15	Salvador Perez	KC	Marco Estrada	KC	4 0
8 Oct. 03/89	Dave Henderson	OAK	Dave Stieb	OAK	2 0	28 Oct. 19/15	Kendrys Morales	KC	Roberto Osuna	KC	9 1
9 Oct. 03/89	Mark McGwire	OAK	Dave Stieb	OAK	6 0	29 Oct. 20/15	Ben Zobrist	KC	R.A. Dickey	TOR	1 1
10 Oct. 04/89	Dave Parker	OAK	Todd Stottlemire	OAK	6 0	30 Oct. 20/15	Alex Rios	KC	R.A. Dickey	TOR	2 0
11 Oct. 06/89	Dave Parker	OAK	Jimmy Key	TOR	4 0	31 Oct. 21/15	Salvador Perez	KC	Marco Estrada	TOR	8 0
12 Oct. 07/89	Rickey Henderson	OAK	Mike Flanagan	TOR	3 1	32 Oct. 23/15	Ben Zobrist	KC	David Price	KC	1 0
13 Oct. 07/89	Jose Canseco	OAK	Mike Flanagan	TOR	3 0	33 Oct. 23/15	Mike Moustakas	KC	David Price	KC	2 0
14 Oct. 07/89	Rickey Henderson	OAK	Mike Flanagan	TOR	5 1	34 Oct. 14/16	Francisco Lindor	CLE	Marco Estrada	CLE	6 1
15 Oct. 11/91	Mike Pagliarulo	MIN	Mike Timlin	TOR	10 0	35 Oct. 15/16	Carlos Santana	CLE	JA Happ	CLE	2 0
16 Oct. 12/91	Kirby Puckett	MIN	Todd Stottlemire	TOR	4 0	36 Oct. 17/16	Mike Napoli	CLE	Marcus Stroman	TOR	4 0
17 Oct. 13/91	Kirby Puckett	MIN	Tom Candiotti	TOR	1 0	37 Oct. 17/16	Jason Kipnis	CLE	Marcus Stroman	TOR	6 0
18 Oct. 07/92	Mark McGwire	OAK	Jack Morris	TOR	2 1	38 Oct. 17/16	Carlos Santana	CLE	Marco Estrada	TOR	3 0
19 Oct. 07/92	Terry Steinbach	OAK	Jack Morris	TOR	2 0	39 Oct. 17/16	Coco Crisp	CLE	Marco Estrada	TOR	4 0
20 Oct. 07/92	Harold Baines	OAK	Jack Morris	TOR	9 0						

LEAGUE DIVISION SERIES

DATE	BATTER	TM	PITCHER	CITY	IN ON	DATE	BATTER	TM	PITCHER	CITY	IN ON
1 Oct. 08/15	Robinson Chirinos	TEX	David Price	TOR	5 1	4 Oct. 9/16	Elvis Andrus	TEX	Aaron Sanchez	TOR	3 0
2 Oct. 08/15	Rougned Odor	TEX	David Price	TOR	7 0	5 Oct. 9/16	Rougned Odor	TEX	Aaron Sanchez	TOR	4 1
3 Oct. 14/15	Shin-Soo Choo	TEX	Marcus Stroman	TOR	3 0						

WILD CARD

DATE	BATTER	TM	PITCHER	CITY	IN ON	DATE	BATTER	TM	PITCHER	CITY	IN ON
1 Oct. 4/16	Mark Trumbo	BAL	Marcus Stroman	TOR	4 1	5 Oct. 7/22	Cal Raleigh	SEA	Alek Manoah	TOR	1 1
2 Sept. 29/20	Manuel Margot	TB	A.J. Cole	TB	7 1	6 Oct. 8/22	Carlos Santana	SEA	Tim Lincecum	TOR	6 2
3 Sept. 30/20	Mike Zunino	TB	Hyun Jin Ryu	TB	2 1	7 Oct. 3/23	Royce Lewis	MIN	Kevin Gausman	MIN	1 2
4 Sept. 30/20	Hunter Renfro	TB	Hyun Jin Ryu	TB	2 3	8 Oct. 3/23	Royce Lewis	MIN	Kevin Gausman	MIN	3 0

ALL-STAR GAME

DATE	BATTER	TM	PITCHER	CITY	IN ON
1 July 10/84	Gary Carter	MON	Dave Stieb	SF	2 0
1 July 17/18	Joey Votto	CIN	J.A. Happ	MIA	10 0





OPPONENTS

GEORGE SPRINGER

LEADING OPPONENTS VS. BLUE JAYS

	2024	Record
Batting Average (50 AB)	.328 Jarren Duran, BOS	.541 Vladimir Guerrero, TEX-2010
Most Hits	19 Jarren Duran, BOS	34 Jacoby Ellsbury, BOS-2011
Most Doubles	5 Alex Verdugo, NYY Jarren Duran, BOS	11 Mike Lowell, BOS-2006
Most Home Runs	6 Anthony Santander, BAL	10 Aaron Judge, NYY-2017
Most RBI	13 Aaron Judge, NYY	28 Rafael Devers, BOS-2019
Most Times Striking Out	19 Aaron Judge, NYY	33 Chris Davis, BAL-2017
Most Walks	13 Aaron Judge, NYY 13 Juan Soto, NYY	19 Mickey Tettleton, DET-1992 Jason Giambi, NYY-2003 Alex Rodriguez, NYY-2005
Most Stolen Bases	5 Anthony Volpe, NYY	13 Rickey Henderson, NYY-1988
Most Wins	2 8 players	4 20 players, last: Jameson Taillon, NYY-2022
Most Losses	2 5 players	4 6 players, last: Chris Tillman, BAL-2015
Most Appearances	6 4 players	14 Alan Embree, BOS-NYY-2005
Most Complete Games	1 Ronel Blanco, HOU Cole Ragans, KC	4 Mike Flanagan, BAL-1978 Mike Norris, OAK-1980
Most Saves	3 4 players	9 Craig Kimbrel, BOS-2018
Most Innings Pitched	23.1 Zach Eflin, BAL	42.1 Jon Lester, BOS-2013
Most Hits Allowed	31 Zach Eflin, BAL	43 Mike Flanagan, BAL-1978
Most Earned Runs Allowed	15 Zach Eflin, BAL	33 Chris Tillman, BAL-2015
Most Home Runs Allowed	5 Zach Eflin, BAL Carson Spiers, CIN	10 Chris Tillman, BAL-2015
Most Strikeouts	21 Carlos Rodón, NYY Brayan Bello, BOS	46 Hideo Nomo, BOS-2001
Most Walks Allowed	11 Luis Gil, NYY	20 Nolan Ryan, CAL-1977 Tanyon Sturtze, TB-2002

OPENING UP

Toronto's 16-inning contest at Cleveland to begin the 2012 season was the longest Opening Day game in Major League history. The Blue Jays won, 7-4, in 16 innings after J.P. Arencibia broke the tie with a three-run home run.

In fact, the Blue Jays started the 2012 season with consecutive extra-inning games for the first time in franchise history. It marked the 5th time in MLB history that a team started 2-0 with two extra-innings wins on the road, the others being the 1908 St. Louis Browns, 1910 Cleveland Naps, 1935 Cleveland Indians and 2007 Atlanta Braves.



LOW HIT GAMES VS. BLUE JAYS

NO-HIT GAMES

May 15/81	— Len Barker, Toronto 0 at Cleveland 3 - Perfect Game
June 29/90	— Dave Stewart, Oakland 5 at Toronto 0
May 1/91	— Nolan Ryan, Toronto 0 at Texas 3
May 7/11	— Justin Verlander, Detroit 9 at Toronto 0
May 8/18	— James Paxton, Seattle 5 at Toronto 0
Sept. 1/19	— Justin Verlander, Houston 2 at Toronto 0
April 1/24	— Ronel Blanco, Toronto 0 at Houston 10

ONE-HIT GAMES

Sept. 3/78	— Chris Knapp, California 3 at Toronto 1, Horton homer in 2nd
July 7/79	— Doc Medich (6.2 IP), Jim Kern (2.1 IP), Toronto 0 at Texas 2, Mayberry single in 2nd
April 30/80	— Larry Gura, Kansas City 3 at Toronto 0, Garcia single in 6th
June 6/80	— Geoff Zahn, Toronto 0 at Minnesota 5, Mayberry single in 7th
Sept. 26/80	— Dennis Eckersley, Boston 3 at Toronto 1, Mayberry home run in 5th
May 27/83	— John Tudor, Boston 2 at Toronto 0, Collins single in 4th
Aug. 13/84	— Mike Boddicker, Baltimore 2 at Toronto 1, Mulliniks double in 3rd
April 23/89	— Nolan Ryan, Texas 4 at Toronto 1, Liriano triple in 9th
April 28/89	— Kirk McCaskill, Toronto 0 at California 9, Liriano double in 9th
Sept. 30/92	— Frank Viola, Boston 1 at Toronto 0, White single in 9th
July 28/97	— Steve Woodard (8.0 IP), Mike Fetters (1.0 IP), Toronto 0 at Milwaukee 1 (G1), Otis Nixon single in 1st
May 25/01	— Hideo Nomo, Toronto 0 at Boston 4, Shannon Stewart double in 4th
June 15/05	— Chris Carpenter, Toronto 0 vs St. Louis 7, Alex Rios single in 2nd
May 10/13	— Jon Lester, Toronto 0 at Boston 5, Maicer Izturis double in 6th
July 24/19	— Shane Bieber, Cleveland 4 at Toronto 0, Eric Sogard double in 7th



OPPONENTS ALL-TIME LEADERS VS. TORONTO

RUNS

1. Derek Jeter.....	186
2. Rickey Henderson.....	164
3. Alex Rodriguez.....	160
4. David Ortiz.....	159
5. Johnny Damon.....	146

HITS

1. Derek Jeter.....	341
2. Robin Yount.....	263
3. David Ortiz.....	258
4. Johnny Damon.....	250
5. Alex Rodriguez.....	248

HOME RUNS

1. David Ortiz.....	62
2. Alex Rodriguez.....	58
3. Manny Ramirez.....	54
4. Chris Davis.....	42
5. Jose Canseco.....	41

RBI

1. David Ortiz.....	192
2. Alex Rodriguez.....	178
3. Manny Ramirez.....	140
4. Harold Baines.....	131
5. Robin Yount.....	129
Cal Ripken.....	129

WALKS

1. Rickey Henderson.....	149
2. David Ortiz.....	140
3. Wade Boggs.....	131
4. Manny Ramirez.....	112
Alex Rodriguez.....	112

EXTRA BASE HITS

1. David Ortiz.....	134
2. Alex Rodriguez.....	108
3. George Brett.....	89
4. Manny Ramirez.....	85
5. Rafael Palmeiro.....	84

STOLEN BASES

1. Rickey Henderson.....	110
2. Carl Crawford.....	53
3. Willie Wilson.....	48
4. Kenny Lofton.....	42
5. Paul Molitor.....	40

BATTING AVERAGE (MIN. 100 GAMES)

1. Wally Joyner.....	.345
2. Valdimir Guerrero.....	.333
3. Robin Yount.....	.330
4. Wade Boggs.....	.327
5. Ichiro Suzuki.....	.325

ON BASE PERCENTAGE (MIN. 100 GAMES)

1. Wade Boggs.....	.431
2. Wally Joyner.....	.417
3. Frank Thomas.....	.415
4. Rickey Henderson.....	.412
5. Aaron Judge.....	.409

SLUGGING PERCENTAGE (MIN. 100 GAMES)

1. Ken Griffey Jr.....	.600
2. Aaron Judge.....	.597
3. Jose Canseco.....	.595
4. Albert Belle.....	.593
5. Vladimir Guerrero.....	.569





ATHLETICS

Sutter Health Park

400 Ballpark Dr, West Sacramento, CA 95691

2024 Record, Finish: 69-93, 4th in AL West (-19.5 games)

Blue Jays vs. Athletics

2024 vs. ATH	3-3
2024 at TOR	1-2
2024 at ATH	2-1

All-Time vs. ATH	216-234
All-Time at TOR	107-116
All-Time at ATH	109-118

at Exhibition Stadium	32-41
at Rogers Centre	75-75
at Cashman Field	2-0
at Oakland Coliseum	107-118

Longest Winning Streaks

by Toronto 8 games
(June 18-Sept. 15, 1982)

by Athletics 9 games
(July 22, 1980-May 24, 1981)

Series Sweeps at Toronto

Last by Toronto

3-game	Sept. 3-5, 2021
4-game	July 24-27, 2017

Last by Athletics

3-game	April 8-10, 2008
4-game	May 17-20, 2018

Series Sweeps at Athletics

Last by Toronto

3-game	April 26-28, 2019
4-game	None

Last by Athletics

3-game	July 30-Aug. 1, 2018
4-game	July 3-6, 2014

Series Results, Last 10 Seasons

Year	Home	Road	Total
2024	1-2	2-1	3-3
2023	2-1	2-1	4-2
2022	2-1	1-2	3-3
2021	3-0	2-2	5-2
2019	3-0	3-0	6-0
2018	0-4	0-3	0-7
2017	4-0	1-2	5-2
2016	2-1	1-2	3-3
2015	3-0	2-1	5-1
2014	3-0	0-4	3-4



BALTIMORE ORIOLES

Oriole Park at Camden Yards

333 West Camden St. Baltimore, MD 21201

2024 Record, Finish: 91-71, 2nd in AL East (-3.0 games)

Blue Jays vs. Orioles

2024 vs. BAL	6-7
2024 at TOR	4-3
2024 at BAL	2-4

All-Time vs. BAL	393-338
All-Time at TOR	218-150
All-Time at BAL	175-188

at Exhibition Stadium	41-35
at Rogers Centre	169-112
at Sahlen Field	8-3
at Camden Yards	136-130
at Memorial Stadium	39-58

Longest Winning Streaks

by Toronto 13 games
(April 11, 1999-May 10, 2000)

by Baltimore 15 games
(Sept. 8, 1978-Sept. 6, 1979)

Series Sweeps at Toronto

Last by Toronto

3-game	Oct. 1-3, 2021
4-game	June 7-10, 2018

Last by Baltimore

3-game	May 19-21, 2023
4-game	None

Series Sweeps at Baltimore

Last by Toronto

3-game	Aug. 17-19, 2020
4-game	June 26-29, 1997

Last by Baltimore

3-game	Aug. 27-29, 2018
4-game	June 29-July 1, 1979

Series Results, Last 10 Seasons

Year	Home	Road	Total
2024	4-3	2-4	6-7
2023	1-6	2-4	3-10
2022	5-5	5-4	10-9
2021	8-2	6-3	14-5
2020	5-2	3-0	8-2
2019	4-5	7-3	11-8
2018	10-0	4-5	14-5
2017	4-6	3-6	7-12
2016	6-4	4-5	10-9
2015	6-3	5-5	11-8





BOSTON RED SOX

Fenway Park

4 Jersey Street, Boston, MA 02215

2024 Record, Finish: 81-81, 3rd in AL East (-13.0 games)

Blue Jays vs. Red Sox

2024 vs. BOS.....	5-8
2024 at TOR.....	1-5
2024 at BOS.....	4-3
All-Time vs. BOS.....	331-397
All-Time at TOR.....	158-202
All-Time at BOS.....	173-195
at Exhibition Stadium.....	33-44
at Rogers Centre.....	123-153
at Sahlen Field.....	1-3
at TD Ballpark.....	1-2
at Fenway Park.....	173-195

Longest Winning Streaks

by Toronto.....	9 games
(July 22-Oct. 2, 2022)	
by Boston.....	11 games
(April 16-July 11, 2002)	

Series Sweeps at Toronto

Last by Toronto

3-game.....	Sept. 15-17, 2023
4-game.....	Sept. 3-6, 1998

Last by Boston

3-game.....	June 17-19, 2024
4-game.....	May 31-June 3, 2001

Series Sweeps at Boston

Last by Toronto

3-game.....	Aug. 4-6, 2023
4-game.....	None

Last by Boston

3-game.....	Sept. 11-13, 2018
4-game.....	May 1-4, 2023

Series Results, Last 10 Seasons

Year	Home	Road	Total
2024	1-5	4-3	5-8
2023	3-3	3-4	6-7
2022	8-2	8-1	16-3
2021	4-5	5-5	9-10
2020	1-1	4-4	5-5
2019	4-6	4-5	8-11
2018	3-6	1-9	4-15
2017	1-8	5-5	6-13
2016	4-5	6-4	10-9
2015	4-6	5-4	9-10



CHICAGO WHITE SOX

Guaranteed Rate Field

333 West 35th St. Chicago, IL 60616

2024 Record, Finish: 41-121, 5th in AL Central (-51.5 games)

Blue Jays vs. White Sox

2024 vs. CWS.....	5-1
2024 at TOR.....	2-1
2024 at CWS.....	3-0
All-Time vs. CWS.....	228-203-1
All-Time at TOR.....	123-95
All-Time at CWS.....	105-108-1
at Exhibition Stadium.....	40-33
at Rogers Centre.....	83-62
at Guaranteed Rate Field.....	62-68-1
at Comiskey Park.....	43-40

Longest Winning Streaks

by Toronto.....	8 games
(June 22, 2022-May 20, 2024)	
by Chicago.....	6 games
(2x, last: July 8, 2015-June 24, 2016)	

Series Sweeps at Toronto

Last by Toronto

3-game.....	April 24-26, 2023
4-game.....	May 15-18, 2009

Last by Chicago

3-game.....	April 25-27, 2016
4-game.....	None

Series Sweeps at Chicago

Last by Toronto

3-game.....	May 27-29, 2024
4-game.....	None

Last by Chicago

3-game.....	Sept. 1-3, 1995
4-game.....	None

Series Results, Last 10 Seasons

Year	Home	Road	Total
2024	2-1	3-0	5-1
2023	3-0	3-0	6-0
2022	3-0	1-2	4-2
2021	2-2	1-2	3-4
2019	1-2	2-2	3-4
2018	2-1	2-1	4-2
2017	1-2	2-1	3-3
2016	0-3	1-2	1-5
2015	2-1	1-3	3-4
2014	1-3	1-2	2-5





CLEVELAND GUARDIANS

Progressive Field

2401 Ontario St., Cleveland, OH 44115

2024 Record, Finish: 92-69, 1st in AL Central (+6.5 games)

Blue Jays vs. Guardians

2024 vs. CLE.....	2-4
2024 at TOR.....	2-1
2024 at CLE.....	0-3

All-Time vs. CLE.....	222-229-2
All-Time at TOR.....	120-105
All-Time at CLE.....	102-124-2

at Exhibition Stadium.....	44-34
at Rogers Centre.....	76-71
at Progressive Field.....	45-72
at Cleveland Stadium.....	57-52-2

Longest Winning Streaks

by Toronto 13 games
(June 12, 1991-April 21, 1992)

by Cleveland 7 games
(2x, last: Aug. 4, 2004-May 14, 2005)

Series Sweeps at Toronto

Last by Toronto

3-game.....	Sept. 15-17, 1989
4-game.....	June 21-24, 1991

Last by Cleveland

3-game.....	Aug. 8-10, 2008
4-game.....	June 20-23, 1977

Series Sweeps at Cleveland

Last by Toronto

3-game.....	May 3-5, 2010
4-game.....	Sept. 5-8, 1991

Last by Cleveland

3-game.....	June 21-23, 2024
4-game.....	April 4-7, 2019

Series Results, Last 10 Seasons

Year	Home	Road	Total
2024	2-1	0-3	2-4
2023	1-2	2-2	3-4
2022	1-2	1-3	2-5
2021	3-1	2-1	5-2
2019	1-2	0-4	1-6
2018	2-2	2-1	4-3
2017	2-1	0-3	2-4
2016	2-2	1-2	3-4
2015	2-1	2-2	4-3
2014	2-1	2-1	4-2



DETROIT TIGERS

Comerica Park

2100 Woodward Ave., Detroit, MI 48201

2024 Record, Finish: 86-76, 3rd in AL Central (-6.5 games)

Blue Jays vs. Tigers

2024 vs. DET.....	2-5
2024 at TOR.....	1-2
2024 at DET.....	1-3

All-Time vs. DET.....	247-212
All-Time at TOR.....	133-99
All-Time at DET.....	114-113

at Exhibition Stadium.....	37-40
at Rogers Centre.....	96-59
at Tiger Stadium.....	71-75
at Comerica Park.....	43-38

Longest Winning Streaks

by Toronto 9 games
(June 11-Sept. 25, 1989)

by Detroit 6 games
(Sept. 24, 1980-April 11, 1981)

Series Sweeps at Toronto

Last by Toronto

3-game.....	Aug. 28-30, 2015
4-game.....	None

Last by Detroit

3-game.....	April 5-7, 2004
4-game.....	May 28-31, 1979

Series Sweeps at Detroit

Last by Toronto

3-game.....	June 3-5, 2014
4-game.....	None

Last by Detroit

3-game.....	Aug. 21-23, 2012
4-game.....	None

Series Results, Last 10 Seasons

Year	Home	Road	Total
2024	1-2	1-3	2-5
2023	2-1	2-1	4-2
2022	3-1	2-1	5-2
2021	1-2	2-1	3-3
2019	2-2	2-1	4-3
2018	2-2	1-2	3-4
2017	2-1	1-2	3-3
2016	3-1	1-2	4-3
2015	3-0	1-2	4-2
2014	2-1	3-0	5-1





HOUSTON ASTROS

Minute Maid Park

501 Crawford St., Houston, TX 77002

2024 Record, Finish: 88-73, 1st in AL West (+3.5 games)

Blue Jays vs. Astros

2024 vs. HOU.....	2-5
2024 at TOR.....	1-3
2024 at HOU.....	1-2
All-Time vs. HOU.....	35-44
All-Time at TOR.....	22-18
All-Time at HOU.....	13-26
at Rogers Centre.....	21-16
at Sahlen Field.....	1-2
at Minute Maid Park.....	13-26

Longest Winning Streaks

by Toronto.....	3 games
(5x, last: June 6-8, 2023)	
by Houston.....	7 games
(Aug. 1, 2014-May 17, 2015)	

Series Sweeps at Toronto

Last by Toronto	
3-game.....	June 5-7, 2015
4-game.....	None

Last by Houston

3-game.....	None
4-game.....	None

Series Sweeps at Houston

Last by Toronto	
3-game.....	None
4-game.....	None

Last by Houston

3-game.....	June 10-12, 2005
4-game.....	May 14-17, 2015

Series Results, Last 10 Seasons

Year	Home	Road	Total
2024	1-3	1-2	2-5
2023	3-1	1-2	4-3
2022	2-1	2-1	4-2
2021	1-2	1-2	2-4
2019	1-2	1-2	2-4
2018	1-2	1-2	2-4
2017	2-2	1-2	3-4
2016	2-1	3-1	5-2
2015	3-0	0-4	3-4
2014	2-1	1-3	3-4



KANSAS CITY ROYALS

Kauffman Stadium

One Royal Way, Kansas City, MO 64129

2024 Record, Finish: 86-76, 2nd in AL Central (-6.5 games)

Blue Jays vs. Royals

2024 vs. KC.....	2-5
2024 at TOR.....	1-2
2024 at KC.....	1-3
All-Time vs. KC.....	228-205
All-Time at TOR.....	125-92
All-Time at KC.....	103-113
at Exhibition Stadium.....	37-35
at Rogers Centre.....	88-57
at Kauffman Stadium.....	103-113

Longest Winning Streaks

by Toronto.....	7 games
(April 4, 2023-April 22, 2024)	
by Kansas City.....	7 games
(2x, last: Aug. 10, 1980-Aug. 17, 1981)	

Series Sweeps at Toronto

Last by Toronto	
3-game.....	Sept. 8-10, 2023
4-game.....	May 23-26, 2008

Last by Kansas City

3-game.....	None
4-game.....	None

Series Sweeps at Kansas City

Last by Toronto	
3-game.....	July 29-31, 2019
4-game.....	April 20-23, 2012

Last by Kansas City

3-game.....	July 2-4, 1993
4-game.....	July 23-25, 1984

Series Results, Last 10 Seasons

Year	Home	Road	Total
2024	1-2	1-3	2-5
2023	3-0	3-1	6-1
2022	3-1	2-1	5-2
2021	3-0	1-3	4-3
2019	3-1	3-0	6-1
2018	3-0	2-2	5-2
2017	1-2	1-2	2-4
2016	3-0	1-2	4-2
2015	3-1	1-2	4-3
2014	2-2	1-2	3-4





LOS ANGELES ANGELS OF ANAHEIM

Angel Stadium of Anaheim

2000 East Gene Autry Way, Anaheim, CA 92806

2024 Record, Finish: 63-99, 5th in AL West (-25.5 games)

Blue Jays vs. Angels

2024 vs. LAA	7-0
2024 at TOR	4-0
2024 at LAA	3-0

All-Time vs. LAA	228-226
All-Time at TOR	121-105
All-Time at LAA	107-121

at Exhibition Stadium	36-37
at Rogers Centre	84-66
at TD Ballpark	1-2
at Angel Stadium	107-121

Longest Winning Streaks

by Toronto 7 games
(2x, last: Aug. 12, 2024-current)

by Los Angeles 7 games
(2x, last: July 20, 1988-May 6, 1989)

Series Sweeps at Toronto

Last by Toronto

3-game	July 26-28, 2005
4-game	Aug. 22-25, 2024

Last by Los Angeles

3-game	Aug. 26-28, 2022
4-game	None

Series Sweeps at Los Angeles

Last by Toronto

3-game	Aug. 12-14, 2024
4-game	May 26-29, 2022

Last by Los Angeles

3-game	April 30-May 2, 2019
4-game	None

Series Results, Last 10 Seasons

Year	Home	Road	Total
2024	4-0	3-0	7-0
2023	2-1	2-1	4-2
2022	0-3	4-0	4-3
2021	1-2	2-2	3-4
2019	1-3	0-3	1-6
2018	1-2	2-2	3-4
2017	1-2	2-2	3-4
2016	1-2	2-2	3-4
2015	2-2	3-0	5-2
2014	1-3	1-2	2-5



MINNESOTA TWINS

Target Field

1 Twins Way, Minneapolis, MN 55403

2024 Record, Finish: 82-80, 4th in AL Central (-10.5 games)

Blue Jays vs. Twins

2024 vs. MIN	2-4
2024 at TOR	1-2
2024 at MIN	1-2

All-Time vs. MIN	235-187
All-Time at TOR	121-86
All-Time at MIN	114-101

at Exhibition Stadium	40-30
at Rogers Centre	81-56
at Target Field	30-19
at Metrodome	79-62
at Metropolitan Stadium	5-20

Longest Winning Streaks

by Toronto 10 games
(2x, last: July 23, 2007-April 13, 2009)

by Minnesota 8 games
(July 15, 1979-June 8, 1980)

Series Sweeps at Toronto

Last by Toronto

3-game	Aug. 26-28, 2016
4-game	Aug. 3-6, 2015

Last by Minnesota

3-game	May 6-8, 2019
4-game	None

Series Sweeps at Minnesota

Last by Toronto

3-game	Sept. 6-8, 2013
4-game	None

Last by Minnesota

3-game	July 26-28, 2002
4-game	July 21-23, 1979

Series Results, Last 10 Seasons

Year	Home	Road	Total
2024	1-2	1-2	2-4
2023	1-2	2-1	3-3
2022	1-2	2-2	3-4
2021	2-1	2-2	4-3
2019	0-3	3-1	3-4
2018	0-3	2-1	2-4
2017	1-2	2-2	3-4
2016	3-0	3-1	6-1
2015	4-0	1-2	5-2
2014	1-2	1-2	2-4





NEW YORK YANKEES

Yankee Stadium

1 East 161st St., Bronx, NY 10451

2024 Record, Finish: 94-68, 1st in AL East (+3.0 games)

Blue Jays vs. Yankees

2024 vs. NYY	6-7
2024 at TOR	4-3
2024 at NYY	2-4

All-Time vs. NYY	327-398
All-Time at TOR	173-190
All-Time at NYY	154-208

at Exhibition Stadium	31-48
at Rogers Centre	135-136
at Sahlen Field	5-5
at TD Ballpark	2-1
at Yankee Stadium	54-84
at Original Yankee Stadium	100-124

Longest Winning Streaks

by Toronto 10 games
(April 14-Sept. 25, 1992)

by New York 13 games
(May 10, 1995-June 4, 1996)

Series Sweeps at Toronto

Last by Toronto

3-game	May 30-June 1, 2016
4-game	None

Last by New York

3-game	June 15-17, 2021
4-game	None

Series Sweeps at New York

Last by Toronto

3-game	Aug. 7-9, 2015
4-game	Sept. 6-9, 2021

Last by New York

3-game	Sept. 15-17, 2020
4-game	Aug. 20-22, 2013

Series Results, Last 10 Seasons

Year	Home	Road	Total
2024	4-3	2-4	6-7
2023	2-5	4-2	6-7
2022	3-6	5-5	8-11
2021	3-6	8-2	11-8
2020	5-2	0-3	5-5
2019	6-4	2-7	8-11
2018	3-6	3-7	6-13
2017	6-4	4-5	10-9
2016	8-2	4-5	12-7
2015	5-4	8-2	13-6



SEATTLE MARINERS

T-Mobile Park

1250 First Ave. South, Seattle, WA 98134

2024 Record, Finish: 85-77, 2nd in AL West (-3.5 games)

Blue Jays vs. Mariners

2024 vs. SEA	4-2
2024 at TOR	2-1
2024 at SEA	2-1

All-Time vs. SEA	224-207
All-Time at TOR	120-99
All-Time at SEA	104-108

at Exhibition Stadium	41-29
at Rogers Centre	78-68
at Sahlen Field	1-2
at T-Mobile Park	34-52
at Kingdome	70-56

Longest Winning Streaks

by Toronto 9 games
(May 10-July 24, 1985)

by Seattle 8 games
(Aug. 16, 1999-April 16, 2000)

Series Sweeps at Toronto

Last by Toronto

3-game	July 19-21, 2011
4-game	May 11-14, 2017

Last by Seattle

3-game	May 11-13, 2001
4-game	None

Series Sweeps at Seattle

Last by Toronto

3-game	July 5-7, 1991
4-game	None

Last by Seattle

3-game	Aug. 11-13, 2014
4-game	July 7-10, 2022

Series Results, Last 10 Seasons

Year	Home	Road	Total
2024	2-1	2-1	4-2
2023	2-1	1-2	3-3
2022	2-1	0-4	2-5
2021	1-2	1-2	2-4
2019	1-2	1-2	2-4
2018	1-2	3-1	4-3
2017	4-0	2-1	6-1
2016	1-2	2-1	3-3
2015	1-2	1-2	2-4
2014	3-1	0-3	3-4





TAMPA BAY RAYS

Tropicana Field

One Tropicana Drive, St. Petersburg, FL 33705

2024 Record, Finish: 80-82, 4th in AL East (-14.0 games)

Blue Jays vs. Rays

2024 vs. TB	4-9
2024 at TOR	2-4
2024 at TB	2-5

All-Time vs. TB	210-254
All-Time at TOR	118-112
All-Time at TB	92-142

at Rogers Centre	115-105
at Sahlen Field	3-3
at TD Ballpark	0-4
at Tropicana Field	92-139
at Ballpark at Disney	0-3

Longest Winning Streaks

by Toronto.....5 games
(2x, last: July 19-Oct. 2, 2015)

by Tampa Bay.....6 games
(May 15-Aug. 5, 2003)

Series Sweeps at Toronto

Last by Toronto

3-game	Sept. 25-27, 2015
4-game	None

Last by Tampa Bay

3-game	May 16-18, 2016
4-game	May 21-24, 2021

Series Sweeps at Tampa Bay

Last by Toronto

3-game	Sept. 2-4, 2014
4-game	None

Last by Tampa Bay

3-game	Sept 20-22, 2024
4-game	Sept. 5-8, 2019

Series Results, Last 10 Seasons

Year	Home	Road	Total
2024	2-4	2-5	4-9
2023	3-3	3-4	6-7
2022	5-5	4-5	9-10
2021	4-6	4-5	8-11
2020	1-2	3-4	4-6
2019	4-5	2-8	6-13
2018	4-6	2-7	6-13
2017	6-3	4-6	10-9
2016	3-6	5-5	8-11
2015	6-4	3-6	9-10



TEXAS RANGERS

Globe Life Park

734 Stadium Drive, Arlington, TX 76011

2024 Record, Finish: 78-84, 3rd in AL West (-10.5 games)

Blue Jays vs. Rangers

2024 vs. TEX	4-2
2024 at TOR	3-0
2024 at TEX	1-2

All-Time vs. TEX	231-224
All-Time at TOR	131-93
All-Time at TEX	100-131

at Exhibition Stadium	46-24
at Rogers Centre	81-69
at Sahlen Field	3-0
at Globe Life Park	49-69
at Globe Life Field	5-7
at Arlington Stadium	46-55

Longest Winning Streaks

by Toronto.....9 games
(Aug. 10-1986-May 9, 1987)

by Texas.....10 games
(April 24, 2002-April 30, 2003)

Series Sweeps at Toronto

Last by Toronto

3-game	July 26-28, 2024
4-game	July 21-24, 1994

Last by Texas

3-game	April 30-May 2, 2002
4-game	Sept. 11-14, 2023

Series Sweeps at Texas

Last by Toronto

3-game	April 11-13, 2008
4-game	June 13-16, 2013

Last by Texas

3-game	May 25-27, 2012
4-game	None

Series Results, Last 10 Seasons

Year	Home	Road	Total
2024	3-0	1-2	4-2
2023	0-4	1-2	1-6
2022	2-1	2-1	4-2
2021	3-0	1-2	4-2
2019	2-1	1-2	3-3
2018	1-2	2-1	3-3
2017	2-1	2-2	4-3
2016	3-1	1-2	4-3
2015	2-1	2-1	4-2
2014	2-1	2-1	4-2





ARIZONA DIAMONDBACKS

Chase Field

401 E. Jefferson Street, Phoenix, AZ 85004

2024 Record, Finish: 89-73, 3rd in NL West (-9.0 games)

Blue Jays vs. Diamondbacks

2024 vs. ARI	1-2
2024 at TOR	0-0
2024 at ARI	1-2
All-Time vs. ARI	13-12
All-Time at TOR	5-6
All-Time at ARI	8-6
at Rogers Centre	5-6
at Chase Field	8-6

Longest Winning Streaks

by Toronto	3 games
(3x, last: July 14-16, 2023)	
by Arizona	3 games
(2x, last: June 7, 2019-current)	

Series Sweeps at Toronto

Last by Toronto

3-game	July 14-16, 2023
4-game	None

Last by Arizona

3-game	June 7-9, 2019
4-game	None

Series Sweeps at Arizona

Last by Toronto

3-game	None
4-game	None

Last by Arizona

3-game	None
4-game	None

Series Results, All-Time

Year	Home	Road	Total
2024	0-0	1-2	1-2
2023	3-0	0-0	3-0
2019	0-3	0-0	0-3
2016	1-1	2-0	3-1
2013	0-0	2-1	2-1
2010	0-0	1-2	1-2
2004	1-2	0-0	1-2
2002	0-0	2-1	2-1

ATLANTA BRAVES



Truist Park

755 Battery Avenue SE, Atlanta, GA 30339

2024 Record, Finish: 89-73, 2nd in NL East (-6.0 games)

Blue Jays vs. Braves

2024 vs. ATL	1-2
2024 at TOR	0-0
2024 at ATL	1-2
All-Time vs. ATL	35-32
All-Time at TOR	18-11
All-Time at ATL	17-21
at Rogers Centre	15-11
at TD Ballpark	3-0
at Truist Park	7-8
at Turner Field	10-13

Longest Winning Streaks

by Toronto	9 games
(April 30, 2021-May 14, 2023)	
by Atlanta	8 games
(May 22, 2009-June 9, 2012)	

Series Sweeps at Toronto

Last by Toronto

3-game	May 12-14, 2023
4-game	None

Last by Atlanta

3-game	None
4-game	None

Series Sweeps at Atlanta

Last by Toronto

3-game	May 11-13, 2021
4-game	None

Last by Atlanta

3-game	June 20-22, 2011
4-game	None

Series Results, All-Time

Year	Home	Road	Total
2024	0-0	1-2	1-2
2023	3-0	0-0	3-0
2021	3-0	3-0	6-0
2020	0-0	1-2	1-2
2019	1-1	0-2	1-3
2018	1-1	1-1	2-2
2017	0-2	1-1	1-3
2015	1-2	2-1	3-3
2013	1-1	1-1	2-2
2012	0-0	1-2	1-2
2011	0-0	0-3	0-3
2009	0-0	0-3	0-3
2008	2-1	0-0	2-1
2006	0-0	3-0	3-0
2001	2-1	0-0	2-1
2000	0-0	2-1	2-1
1999	3-0	0-0	3-0
1998	0-0	1-2	1-2
1997	1-2	0-0	1-2





CHICAGO CUBS

Wrigley Field

1060 West Addison Street, Chicago, IL 60613

2024 Record, Finish: 83-79, 2nd in NL Central (-10.0 games)

Blue Jays vs. Cubs

2024 vs. CHC.....	1-2
2024 at TOR.....	0-0
2024 at CHC.....	1-2
All-Time vs. CHC.....	12-12
All-Time at TOR.....	9-6
All-Time at CHC.....	3-6
at Rogers Centre.....	9-6
at Wrigley Field.....	3-6

Longest Winning Streaks

by Toronto.....3 games
(2x, last: Sept. 8-10, 2014)

by Chicago.....3 games
(2x, last: Aug. 31, 2022-Aug. 12, 2023)

Series Sweeps at Toronto

Last by Toronto

3-game.....	Sept. 8-10, 2014
4-game.....	None

Last by Chicago

3-game.....	None
4-game.....	None

Series Sweeps at Chicago

Last by Toronto

3-game.....	None
4-game.....	None

Last by Chicago

3-game.....	Aug. 18-20, 2017
4-game.....	None

Series Results, All-Time

Year	Home	Road	Total
2024	0-0	1-2	1-2
2023	1-2	0-0	1-2
2021	2-1	0-0	2-1
2017	0-0	0-3	0-3
2014	3-0	0-0	3-0
2008	1-2	0-0	1-2
2005	0-0	2-1	2-1
2003	2-1	0-0	2-1



CINCINNATI REDS

Great American Ball Park

100 Joe Nuxhall Way, Cincinnati, OH 45202

2024 Record, Finish: 77-85, 4th in NL Central (-16.0 games)

Blue Jays vs. Reds

2024 vs. CIN.....	1-2
2024 at TOR.....	1-2
2024 at CIN.....	0-0
All-Time vs. CIN.....	17-10
All-Time at TOR.....	10-5
All-Time at CIN.....	7-5
at Rogers Centre.....	10-5
at Great American Ball Park.....	7-5

Longest Winning Streaks

by Toronto.....5 games
(May 29, 2017-May 21, 2022)

by Cincinnati.....2 games
(2x, last: May 22, 2022-Aug. 18, 2023)

Series Sweeps at Toronto

Last by Toronto

3-game.....	May 29-31, 2017
4-game.....	None

Last by Cincinnati

3-game.....	None
4-game.....	None

Series Sweeps at Cincinnati

Last by Toronto

3-game.....	None
4-game.....	None

Last by Cincinnati

3-game.....	None
4-game.....	None

Series Results, All-Time

Year	Home	Road	Total
2024	1-2	0-0	1-2
2023	0-0	2-1	2-1
2022	2-1	0-0	2-1
2017	3-0	0-0	3-0
2014	0-0	1-2	1-2
2011	0-0	2-1	2-1
2009	2-1	0-0	2-1
2008	2-1	0-0	2-1
2003	0-0	2-1	2-1





COLORADO ROCKIES

Coors Field

2001 Blake Street, Denver, CO 80205

2024 Record, Finish: 61-101, 5th in NL West (-37.0 games)

Blue Jays vs. Rockies

2024 vs. COL	2-1
2024 at TOR	2-1
2024 at COL	0-0
All-Time vs. COL	15-12
All-Time at TOR	11-1
All-Time at COL	4-11
at Rogers Centre	11-1
at Coors Field	4-11

Longest Winning Streaks

by Toronto	3 games
(3x, last: June 17-19, 2013)	
by Colorado	3 games
(3x, last: May 31-June 2, 2019)	

Series Sweeps at Toronto

Last by Toronto

3-game	June 17-19, 2013
4-game	None

Last by Colorado

3-game	None
4-game	None

Series Sweeps at Colorado

Last by Toronto

3-game	None
4-game	None

Last by Colorado

3-game	May 31-June 2, 2019
4-game	None

Series Results, All-Time

Year	Home	Road	Total
2024	2-1	0-0	2-1
2023	0-0	2-1	2-1
2019	0-0	0-3	0-3
2016	0-0	2-1	2-1
2013	3-0	0-0	3-0
2010	0-0	0-3	0-3
2007	3-0	0-0	3-0
2006	0-0	0-3	0-3
2002	3-0	0-0	3-0



LOS ANGELES DODGERS

Dodger Stadium

1000 Vin Scully Avenue, Los Angeles, CA 90012

2024 Record, Finish: 98-64, 1st in NL West (+5.0 games)

Blue Jays vs. Dodgers

2024 vs. LAD	1-2
2024 at TOR	1-2
2024 at LAD	0-0
All-Time vs. LAD	10-17
All-Time at TOR	5-10
All-Time at LAD	5-7
at Rogers Centre	5-10
at Dodger Stadium	5-7

Longest Winning Streaks

by Toronto	2 games
(2x, last: June 9-10, 2007)	
by Los Angeles	5 games
(May 7, 2016-Aug. 22, 2019)	

Series Sweeps at Toronto

Last by Toronto

3-game	None
4-game	None

Last by Los Angeles

3-game	July 22-24, 2013
4-game	None

Series Sweeps at Los Angeles

Last by Toronto

3-game	None
4-game	None

Last by Los Angeles

3-game	Aug. 20-22, 2019
4-game	None

Series Results, All-Time

Year	Home	Road	Total
2024	1-2	0-0	1-2
2023	0-0	2-1	2-1
2019	0-0	0-3	0-3
2016	1-2	0-0	1-2
2013	0-3	0-0	0-3
2007	1-2	2-1	3-3
2004	2-1	0-0	2-1
2002	0-0	1-2	1-2





MIAMI MARLINS

loanDepot Park

501 Marlins Way, Miami, FL 33125

2024 Record, Finish: 62-100, 5th in NL East (-33.0 games)

Blue Jays vs. Marlins

2024 vs. MIA.....	0-3
2024 at TOR.....	0-3
2024 at MIA.....	0-0

All-Time vs. MIA.....	19-25
All-Time at TOR.....	8-14
All-Time at MIA.....	11-11

at Rogers Centre.....	5-13
at Sahlen Field.....	3-1
at Marlins Park.....	9-4
at Sunlife Stadium.....	2-7

Longest Winning Streaks

by Toronto.....5 games
(Sept. 2, 2020-June 23, 2021)

by Miami.....8 games
(June 9, 2001-June 14, 2009)

Series Sweeps at Toronto

Last by Toronto

3-game.....	June 8-10, 2015
4-game.....	None

Last by Miami

3-game.....	Sept. 27-29, 2024
4-game.....	None

Series Sweeps at Miami

Last by Toronto

3-game.....	None
4-game.....	None

Last by Miami

3-game.....	June 16-18, 2006
4-game.....	None

Series Results, All-Time

Year	Home	Road	Total
2024	0-3	0-0	0-3
2023	0-0	2-1	2-1
2021	2-0	2-0	4-0
2020	1-1	1-1	2-2
2018	0-0	2-1	2-1
2015	3-0	0-0	3-0
2012	0-0	2-1	2-1
2009	0-3	0-0	0-3
2006	0-0	0-3	0-3
2001	1-2	0-0	1-2
2000	0-0	1-2	1-2
1999	1-2	0-0	1-2
1998	0-0	1-2	1-2
1997	0-3	0-0	0-3



MILWAUKEE BREWERS

American Family Field

One Brewers Way, Milwaukee, WI 53214

2024 Record, Finish: 93-69, 1st in NL Central (+10.0 games)

Blue Jays vs. Brewers

2024 vs. MIL.....	1-2
2024 at TOR.....	0-0
2024 at MIL.....	1-2

All-Time vs. MIL.....	125-168
All-Time at TOR.....	67-80
All-Time at MIL.....	58-88

at Exhibition Stadium.....	34-46
at Rogers Centre.....	33-34
at Milwaukee County Stadium.....	52-78
at American Family Field.....	6-10

Longest Winning Streaks

by Toronto.....6 games
(Sept. 23, 1985-June 17, 1986)

by Milwaukee.....8 games
(Aug. 7, 1977-June 14, 1978)

Series Sweeps at Toronto

Last by Toronto

3-game.....	July 22-24, 1997
4-game.....	None

Last by Milwaukee

3-game.....	June 20-22, 1995
4-game.....	None

Series Sweeps at Milwaukee

Last by Toronto

3-game.....	Sept. 27-29, 1993
4-game.....	None

Last by Milwaukee

3-game.....	June 17-19, 2008
4-game.....	July 28 (DH)-29 (DH), 1997

Series Results, Last 10 Seasons

Year	Home	Road	Total
2024	0-0	1-2	1-2
2023	2-1	0-0	2-1
2022	0-0	1-2	1-2
2017	0-2	2-0	2-2
2014	2-0	1-1	3-1
2012	0-0	1-2	1-2
2008	0-0	0-3	0-3
2005	1-2	0-0	1-2
1997	4-2	0-5	4-7
1996	4-2	3-3	7-5
1995	2-4	3-3	5-7
1994	2-4	1-3	3-7





NEW YORK METS

Citi Field

41 Seaver Way, Queens, NY 11368

2024 Record, Finish: 89-73, 3rd in NL East (-6.0 games)

Blue Jays vs. Mets

2024 vs. NYM	1-2
2024 at TOR	1-2
2024 at NYM	0-0

All-Time vs. NYM	17-24
All-Time at TOR	12-10
All-Time at NYM	5-14

at Rogers Centre	10-9
at Sahlen Field	2-1
at Citi Field	5-5
at Shea Stadium	0-9

Longest Winning Streaks

by Toronto3 games
(June 2-4, 2023)

by New York6 games
(July 17, 2000 – June 23, 2006)

Series Sweeps at Toronto

Last by Toronto

3-game	None
4-game	None

Last by New York

3-game	None
4-game	None

Series Sweeps at New York

Last by Toronto

3-game	June 2-4, 2023
4-game	None

Last by New York

3-game	July 15-17, 2001
4-game	None

Series Results, All-Time

Year	Home	Road	Total
2024	1-2	0-0	1-2
2023	0-0	3-0	3-0
2021	0-0	1-2	1-2
2020	2-1	0-0	2-1
2018	1-1	1-1	2-2
2015	2-0	0-2	2-2
2012	2-1	0-0	2-1
2006	1-2	0-0	1-2
2001	0-0	0-3	0-3
2000	1-2	0-0	1-2
1999	0-0	0-3	0-3
1998	2-1	0-0	2-1
1997	0-0	0-3	0-3

PHILADELPHIA PHILLIES



Citizens Bank Park

1 Citizens Bank Way, Philadelphia, PA 19148

2024 Record, Finish: 95-67, 1st in NL East (+6.0 games)

Blue Jays vs. Phillies

2024 vs. PHI	1-3
2024 at TOR	0-2
2024 at PHI	1-1

All-Time vs. PHI	44-34
All-Time at TOR	22-16
All-Time at PHI	22-18

at Rogers Centre	18-15
at Sahlen Field	2-0
at TD Ballpark	2-1
at Citizens Bank Park	17-14
at Veterans Stadium	5-4

Longest Winning Streaks

by Toronto8 games
(July 3, 2011-May 8, 2014)

by Philadelphia3 games
(4x, last: Sept. 21, 2022-May 10, 2023)

Series Sweeps at Toronto

Last by Toronto

3-game	June 15-17, 2012
4-game	None

Last by Philadelphia

3-game	None
4-game	None

Series Sweeps at Philadelphia

Last by Toronto

3-game	June 16-18, 2009
4-game	None

Last by Philadelphia

3-game	None
4-game	None

Series Results, All-Time

Year	Home	Road	Total
2024	0-2	1-1	1-3
2023	1-1	0-2	1-3
2022	2-0	1-1	3-1
2021	2-1	0-0	2-1
2020	2-0	1-3	3-3
2018	2-1	2-1	4-2
2016	1-1	2-0	3-1
2015	1-1	1-1	2-2
2014	2-0	2-0	4-0
2012	3-0	0-0	3-0
2011	1-2	0-0	1-2
2010	0-0	1-2	1-2
2009	1-2	3-0	4-2
2008	0-0	2-1	2-1
2007	0-0	1-2	1-2
2006	2-1	0-0	2-1
2001	0-0	2-1	2-1
2000	1-2	0-0	1-2
1999	0-0	1-2	1-2
1998	1-2	0-0	1-2
1997	0-0	2-1	2-1





PITTSBURGH PIRATES

PNC Park

115 Federal Street, Pittsburgh, PA 15212

2024 Record, Finish: 76-86, 5th in NL Central (-17.0 games)

Blue Jays vs. Pirates

2024 vs. PIT	2-1
2024 at TOR	2-1
2024 at PIT	0-0
All-Time vs. PIT	16-8
All-Time at TOR	8-4
All-Time at PIT	8-4
at Rogers Centre	8-4
at PNC Park	8-4

Longest Winning Streaks

by Toronto8 games
(Aug. 12, 2017-current)

by Pittsburgh3 games
(June 30, 2011-May 3, 2014)

Series Sweeps at Toronto

Last by Toronto

3-game	June 10-12, 2003
4-game	None

Last by Pittsburgh

3-game	None
4-game	None

Series Sweeps at Pittsburgh

Last by Toronto

3-game	May 5-7, 2023
4-game	None

Last by Pittsburgh

3-game	None
4-game	None

Series Results, All-Time

Year	Home	Road	Total
2024	2-1	0-0	2-1
2023	0-0	3-0	3-0
2022	0-0	3-0	3-0
2017	2-1	0-0	2-1
2014	0-0	1-2	1-2
2011	1-2	0-0	1-2
2008	0-0	1-2	1-2
2003	3-0	0-0	3-0



SAN DIEGO PADRES

Petco Park

100 Park Blvd., San Diego, CA 92101

2024 Record, Finish: 93-69, 2nd in NL West (-5.0 games)

Blue Jays vs. Padres

2024 vs. SD	2-1
2024 at TOR	0-0
2024 at SD	2-1
All-Time vs. SD	11-10
All-Time at TOR	4-5
All-Time at SD	7-5
at Rogers Centre	4-5
at Petco Park	7-5

Longest Winning Streaks

by Toronto3 games
(2x, last: July 20, 2023-April 20, 2024)

by San Diego3 games
(July 27, 2016-May 25, 2019)

Series Sweeps at Toronto

Last by Toronto

3-game	None
4-game	None

Last by San Diego

3-game	None
4-game	None

Series Sweeps at San Diego

Last by Toronto

3-game	None
4-game	None

Last by San Diego

3-game	None
4-game	None

Series Results, All-Time

Year	Home	Road	Total
2024	0-0	2-1	2-1
2023	1-2	0-0	1-2
2019	1-2	0-0	1-2
2016	2-1	0-0	2-1
2013	0-0	1-2	1-2
2010	0-0	2-1	2-1
2004	0-0	2-1	2-1





SAN FRANCISCO GIANTS

Oracle Park

24 Willie Mays Plaza, San Francisco, CA 94107

2024 Record, Finish: 80-82, 4th in NL West (-18.0 games)

Blue Jays vs. Giants

2024 vs. SF.....	2-1
2024 at TOR.....	0-0
2024 at SF.....	2-1
All-Time vs. SF.....	14-15
All-Time at TOR.....	7-6
All-Time at SF.....	7-9
at Rogers Centre.....	7-6
at Oracle Park.....	7-9

Longest Winning Streaks

by Toronto.....	3 games
(2x, last: June 5, 2013-May 10, 2016)	
by San Francisco.....	7 games
(June 11, 2002-June 12, 2007)	

Series Sweeps at Toronto

Last by Toronto

3-game.....	None
4-game.....	None

Last by San Francisco

3-game.....	None
4-game.....	None

Series Sweeps at San Francisco

Last by Toronto

3-game.....	None
4-game.....	None

Last by San Francisco

3-game.....	June 15-17, 2004
4-game.....	None

Series Results, All-Time

Year	Home	Road	Total
2024	0-0	2-1	2-1
2023	2-1	0-0	2-1
2019	0-2	1-1	1-3
2016	0-0	2-1	2-1
2013	2-0	1-1	3-1
2010	2-1	0-0	2-1
2007	0-0	1-2	1-2
2004	0-0	0-3	0-3
2002	1-2	0-0	1-2



ST. LOUIS CARDINALS

Busch Stadium III

700 Clark Street, St Louis, MO 63102

2024 Record, Finish: 83-79, 3rd in NL Central (-10.0 games)

Blue Jays vs. Cardinals

2024 vs. STL.....	3-0
2024 at TOR.....	3-0
2024 at STL.....	0-0
All-Time vs. STL.....	14-14
All-Time at TOR.....	8-6
All-Time at STL.....	6-8
at Rogers Centre.....	8-6
at Busch Stadium II.....	0-3
at Busch Stadium III.....	6-5

Longest Winning Streaks

by Toronto.....	5 games
(June 24, 2010-June 6, 2014)	
by St Louis.....	3 games
(2x, last: April 27, 2017-May 23, 2022)	

Series Sweeps at Toronto

Last by Toronto

3-game.....	Sept. 13-15, 2024
4-game.....	None

Last by St Louis

3-game.....	None
4-game.....	None

Series Sweeps at St Louis

Last by Toronto

3-game.....	June 24-26, 2011
4-game.....	None

Last by St Louis

3-game.....	June 3-5, 2003
4-game.....	None

Series Results, All-Time

Year	Home	Road	Total
2024	3-0	0-0	3-0
2023	0-0	1-2	1-2
2022	1-1	1-1	2-2
2017	0-0	1-2	1-2
2014	1-2	0-0	1-2
2011	0-0	3-0	3-0
2010	1-2	0-0	1-2
2005	2-1	0-0	2-1
2003	0-0	0-3	0-3





WASHINGTON NATIONALS

Nationals Park
1500 South Capitol Street, SE, Washington, DC 20003-1507
2024 Record, Finish: 71-91, 4th in NL East (-24.0 games)

Blue Jays vs. Nationals

2024 vs. WAS	1-2
2024 at TOR	0-0
2024 at WAS	1-2
All-Time vs. WAS	44-37
All-Time at TOR	27-16
All-Time at WAS	17-21
at Rogers Centre	26-15
at TD Ballpark	1-1
at Nationals Park	6-9
at RFK Stadium	1-2
at Hiram Bithorn Stadium	1-2
at Olymic Stadium	9-8

Longest Winning Streaks

by Toronto	7 games (June 2, 2015-July 28, 2020)
by Washington	4 games (2x, last: June 11, 2012-June 2, 2015)

Series Sweeps at Toronto

Last by Toronto	
3-game	June 15-17, 2018
4-game	None

Last by Washington

3-game	June 11-13, 2012
4-game	None

Series Sweeps at Washington

Last by Toronto

3-game	None
4-game	None

Last by Washington

3-game	June 14-16, 2002
4-game	None

Series Results, All-Time

Year	Home	Road	Total
2024	0-0	1-2	1-2
2023	2-1	0-0	2-1
2021	1-1	0-2	1-3
2020	0-0	2-2	2-2
2018	3-0	0-0	3-0
2015	0-0	2-1	2-1
2012	0-3	0-0	0-3
2009	0-0	1-2	1-2
2007	2-1	0-0	2-1
2006	3-0	0-0	3-0
2005	2-1	1-2	3-3
2004	2-1	1-2	3-3
2003	1-2	2-1	3-3
2002	2-1	0-3	2-4
2001	2-1	1-2	3-3
2000	2-1	2-1	4-2
1999	2-1	2-1	4-2
1998	2-0	2-0	4-0
1997	1-2	0-0	1-2

NO SWEEPS

In 1992, the Toronto Blue Jays became only the 6th team in Major League history to complete a season without being swept in a series, joining the 1904 New York Giants, 1905 Philadelphia Athletics, 1910 Chicago Cubs, 1921 Cleveland Indians, and the 1943 St. Louis Cardinals.



CONSECUTIVE WINS AND LOSSES AGAINST AMERICAN LEAGUE OPPONENTS

BIOGRAPHIES

LAST SEASON

HISTORY

RECORDS

OPPONENTS

PLAYER DEV.

MEDIA & MISC.

vs. Baltimore

Most Consecutive Home Wins:	16	Aug. 8, 2009 – June 15, 2011
Most Consecutive Home Losses:	6	2x, last: Sept. 19, 2022 – Aug. 1, 2023
Most Consecutive Road Wins:	6	3x, last: Sept. 17, 2019 – Aug. 19, 2020
Most Consecutive Road Losses:	19	Sept. 15, 1978 – May 2, 1981

vs. Boston

Most Consecutive Home Wins:	6	Sept. 17, 2007 – April 6, 2008
Most Consecutive Home Losses:	12	May 20, 1980 – April 25, 1982
Most Consecutive Road Wins:	15	Aug. 11, 1987 – Aug. 16, 1989
Most Consecutive Road Losses:	9	April 10, 2004 – April 18, 2005

vs. Chicago

Most Consecutive Home Wins:	10	June 2, 2007 – May 18, 2009
Most Consecutive Home Losses:	7	June 3, 1999 – May 21, 2000
Most Consecutive Road Wins:	7	June 22, 2022 – current
Most Consecutive Road Losses:	5	Sept. 1, 1995 – May 22, 1996

vs. Cleveland

Most Consecutive Home Wins:	8	Sept. 23, 1990 – April 21, 1992
Most Consecutive Home Losses:	5	Oct. 7, 2001 – Sept. 26, 2003
Most Consecutive Road Wins:	7	June 12, 1991 – June 26, 1992
Most Consecutive Road Losses:	9	Aug. 28, 2006 – May 12, 2008

vs. Detroit

Most Consecutive Home Wins:	8	Sept. 1, 2001 – Sept. 7, 2003
Most Consecutive Home Losses:	6	2x, last: Sept. 29, 1980 – April 18, 1981
Most Consecutive Road Wins:	6	Aug. 17, 1991 – Aug. 6, 1992
Most Consecutive Road Losses:	8	June 14, 1977 – April 7, 1978

vs. Houston

Most Consecutive Home Wins:	3	4x, last: June 6, 2023 – current
Most Consecutive Home Losses:	3	July 9, 2017 – Sept. 25, 2018
Most Consecutive Road Wins:	3	Aug. 2-4, 2016
Most Consecutive Road Losses:	8	Aug. 1, 2014 – Aug. 1, 2016

vs. Kansas City

Most Consecutive Home Wins:	7	July 15, 2022 – April 29, 2024
Most Consecutive Home Losses:	4	3x, last: July 27, 1997 – Aug. 24, 1998
Most Consecutive Road Wins:	7	July 30, 2002 – May 10, 2004
Most Consecutive Road Losses:	8	Aug. 5, 1978 – Aug. 1, 1979

vs. Los Angeles Angels

Most Consecutive Home Wins:	8	Aug. 16, 1998 – April 17, 2000
Most Consecutive Home Losses:	7	July 1, 2012 – May 11, 2014
Most Consecutive Road Wins:	5	2x, last: May 26, 2022 – April 7, 2023
Most Consecutive Road Losses:	6	2x, last: July 6, 1995 – June 15, 1996

vs. Minnesota

Most Consecutive Home Wins:	10	May 21, 1984 – Sept. 6, 1985
Most Consecutive Home Losses:	8	Aug. 27, 2017 – Sept. 17, 2021
Most Consecutive Road Wins:	6	2x, last: June 15, 1993 – April 29, 1994
Most Consecutive Road Losses:	9	May 7, 1979 – June 8, 1980

vs. New York

Most Consecutive Home Wins:	8	April 13 – Sept. 25, 2016
Most Consecutive Home Losses:	7	May 10, 1995 – June 11, 1996
Most Consecutive Road Wins:	7	April 9 – Sept. 12, 2015
Most Consecutive Road Losses:	17	Sept. 19, 2012 – July 25, 2014

vs. Oakland

Most Consecutive Home Wins:	7	April 23, 2016 – April 15, 2022
Most Consecutive Home Losses:	7	3x, last: Aug. 23, 2006 – April 10, 2008
Most Consecutive Road Wins:	6	2x, last: May 29, 1993 – April 11, 1994
Most Consecutive Road Losses:	8	July 22, 1980 – Sept. 30, 1981



vs. Seattle

Most Consecutive Home Wins:	6	May 10 – July 24, 1985
Most Consecutive Home Losses:	7	Aug. 16, 1999 – Sept. 5, 2000
Most Consecutive Road Wins:	5	June 10, 2017 – Aug. 4, 2018
Most Consecutive Road Losses:	6	July 7, 2022 – April 22, 2023

vs. Tampa Bay

Most Consecutive Home Wins:	7	May 19, 1998 – April 12, 1999
Most Consecutive Home Losses:	6	Aug. 15, 2020 – May 24, 2021
Most Consecutive Road Wins:	4	2x, last: May 13 – June 3, 2006
Most Consecutive Road Losses:	8	May 22 – Sept. 23, 2012

vs. Texas

Most Consecutive Home Wins:	9	Aug. 15, 1986 – July 8, 1987
Most Consecutive Home Losses:	8	Sept. 12, 1995 – Sept. 10, 1996
Most Consecutive Road Wins:	6	June 13, 2013 – May 17, 2014
Most Consecutive Road Losses:	6	July 16 – Sept. 12, 2004

PITCHERS AT THE PLATE

In 1997, with the introduction of Interleague Play, Blue Jays pitchers took their turn hitting. **Woody Williams** became the first Blue Jays pitcher to come to bat and also had the first hit, a single, in his second at-bat off Curt Schilling on June 13, 1997.

On June 21, 2003 at Montreal, **Mark Hendrickson** became the first Blue Jay pitcher to hit a home run in Interleague play (solo homer off Sunny Kim).

Marcus Stroman made his mark as the only other Toronto pitcher to go deep, hitting a solo home run off Julio Teheran in Atlanta on May 18, 2017. The home run followed up a blast by catcher Luke Maile, forming the first back-to-back home runs by battery mates in the post-DH era (*courtesy Elias*).

Regular Season

	AVG	AB	R	H	2B	3B	HR	RBI	SH-SF	HBP	BB	SO	SB	SLG	OBP
1977-96	.000	1	0	0	0	0	0	0	0-0	0	0	0	0	.000	.000
1997	.118	17	1	2	1	0	0	0	0-0	0	2	5	0	.176	.211
1998	.100	20	0	2	0	0	0	0	2-0	0	1	4	0	.100	.143
1999	.053	19	0	1	0	0	0	0	2-0	0	1	10	0	.053	.100
2000	.071	28	0	2	0	0	0	0	0-0	0	1	14	0	.071	.103
2001	.188	16	0	3	1	1	0	1	5-0	0	0	6	0	.375	.188
2002	.100	20	1	2	0	0	0	0	2-0	0	0	5	0	.100	.100
2003	.214	28	5	6	1	0	1	3	0-0	0	0	8	0	.357	.214
2004	.000	20	0	0	0	0	0	0	3-0	0	0	10	0	.000	.000
2005	.000	18	1	0	0	0	0	0	1-0	0	0	7	0	.000	.000
2006	.105	19	1	2	0	0	0	0	0-0	0	0	8	0	.105	.105
2007	.211	19	0	4	0	0	0	1	0-0	0	1	7	0	.211	.250
2008	.000	16	0	0	0	0	0	0	3-0	0	0	5	0	.000	.000
2009	.000	20	0	0	0	0	0	0	2-0	0	0	13	0	.000	.000
2010	.111	18	1	2	1	0	0	1	1-0	0	1	10	0	.167	.158
2011	.091	22	1	2	0	0	0	2	0-0	0	1	10	0	.091	.130
2012	.150	20	2	3	0	0	0	0	1-0	0	0	8	0	.150	.150
2013	.095	21	3	2	1	0	0	1	3-0	0	2	6	0	.143	.174
2014	.080	25	2	2	0	0	0	0	1-0	0	0	13	0	.080	.080
2015	.143	21	0	3	0	0	0	0	2-0	0	2	7	0	.143	.217
2016	.071	28	3	2	0	0	0	0	4-0	0	1	0	0	.071	.103
2017	.048	21	1	1	0	0	1	2	2-0	0	0	11	0	.190	.048
2018	.208	24	2	5	1	0	0	0	0-0	0	1	15	0	.250	.240
2019	.118	17	2	2	0	0	0	0	0-0	0	1	10	0	.118	.167
2021	.000	17	0	0	0	0	0	0	3-0	0	0	7	0	.000	.000
Totals	.099	495	25	49	6	1	2	11	37-0	0	15	209	0	.127	.125

*The universal DH rule was in effect for the 2020 season, and put permanently into place in 2022.





NATIONAL BASEBALL HALL OF FAME

Baseball is the world's game. Its home is in Cooperstown.



This new exhibit will explore more than 150 years of exchange between two countries with a shared national pastime.

Opening July 2025



HALL OF FAME WEEKEND JULY 25-28, 2025



DICK ALLEN
HALL OF FAME CLASS OF 2025



DAVE PARKER
HALL OF FAME CLASS OF 2025



CC SABATHIA
HALL OF FAME CLASS OF 2025



ICHIRO SUZUKI
HALL OF FAME CLASS OF 2025



BILLY WAGNER
HALL OF FAME CLASS OF 2025

Connect with Cooperstown at

baseballhall.org | @baseballhall



PLAYER DEVELOPMENT

ARJUN NIMMALA

PLAYER DEVELOPMENT

BIOGRAPHIES

LAST SEASON

HISTORY

RECORDS

OPPONENTS

PLAYER DEV.

MEDIA & MISC.



JOE SCLAFANI **DIRECTOR, PLAYER DEVELOPMENT**

Joe Sclafani is entering his 10th season with the Blue Jays and his fourth as Director, Player Development, having served the prior three years as Assistant Director. He joined the organization after playing four years (2012-2016) in the Houston Astros organization, culminating in a Triple-A national championship in 2015. Sclafani participated in the Arizona Fall League in 2014, helping the team to the AFL championship. He was also a member of Team USA in the fall of 2015, taking home a silver medal in the inaugural Premier 12 tournament in Taiwan and Japan. In 2018, he was inducted into the "Wearers of the Green", Dartmouth College's Athletic Hall of Fame. In his current role, Sclafani leads the day-to-day operations and systems of the player development department, and helps drive the creation and implementation of development plans for each player in the Minor League system.



CHARLIE WILSON **DIRECTOR, MINOR LEAGUE OPERATIONS**

Born and raised in Toronto, Charlie Wilson graduated from Trinity College School in Port Hope, Ontario, in 1992. There he was a member of the school's football, rugby, and downhill skiing teams, and also played amateur baseball in Toronto in the summers. He then attended Bishops University in Lennoxville, Quebec. Wilson first joined the organization working the summer seasons in the Public Relations Department between 1993-1996, while continuing his post-secondary studies at Bishops University. Shortly after his graduation from Bishops, he joined the club's Baseball Operations Department as a Baseball Assistant, working specifically in player development and scouting, and was promoted to the position of Scouting Coordinator in December, 2000. Wilson worked in that capacity until August 20, 2003, when he was elevated to the position of Manager, Minor League Operations. On October 9, 2009, he was appointed to his current position where he oversees the day-to-day operations of the Blue Jays' farm system. Wilson was honoured with the 2015 Howard Starkman Award, granted annually to the Employee of the Year for the Toronto Blue Jays Baseball Club who best exemplifies the values of integrity, innovation, accountability, teamwork and a passion for winning. Residing in Toronto, he is married and has four children.



ERIC DUNCAN **DIRECTOR, POSITION PLAYER DEVELOPMENT**

Eric Duncan begins his first season in the role of Director, Position Player Development with the Blue Jays. Served for two seasons as Toronto's Field Coordinator from 2023-24, leading defense, baserunning, and practice design initiatives. Was a Major League Quality Control Coach for the Miami Marlins in 2022, following several years on their Major League staff in hitting-focused roles, including Hitting Coach from 2020-2021. Coached at Seton Hall University from 2013-2016 before taking on Hitting Coach duties with the Advanced-A Tampa Yankees from 2017-2018. Attended Seton Hall University and went on to play in the minors for the Yankees (2003-2009), Braves (2010), Cardinals (2011), and Royals (2012), reaching as high as Triple-A from 2006-2009.



JUSTIN LEHR **DIRECTOR OF PITCHING**

Justin Lehr is entering his first season in the Blue Jays organization in his new role as the Director of Pitching. Lehr was most recently the Pitching Coordinator in the Player Development department for the San Francisco Giants, a role he had held since 2020. Prior to that role, he worked as the Giants Rehab Pitching Coordinator, as an Amateur Scout for the Kansas City Royals, and worked as a Professional Scout for the Houston Astros. The former right-hander played in parts of four seasons in the Majors with the Oakland Athletics, Milwaukee Brewers, and Cincinnati Reds from 2004-09, appearing in 77 career MLB games (11 starts).



REED KIENLE **ASSISTANT DIRECTOR, PLAYER DEVELOPMENT**

Reed is entering his seventh season with the Blue Jays, having joined the organization in 2019 as an intern after earning his MBA from Cal Poly – San Luis Obispo. A former collegiate baseball player at Menlo College, Reed completed his playing career in 2017. From 2020 to 2022, before transitioning to his current role, he played a key part in the Minor League hitting department, working closely with coaches to drive innovation in hitter development. A native Californian, Reed now resides in Dunedin, FL, and works out of the Player Development Complex.



EDWIN ENCARNACION **SPECIAL ASSISTANT TO THE ORGANIZATION**

Edwin Encarnacion enters his third season in a coaching capacity with the Blue Jays. The native of La Romana, Dominican Republic, was selected by the Texas Rangers in the 9th round of the 2000 MLB First-Year Player Draft. Encarnacion enjoyed a 21-year professional career, suiting up for Cincinnati, Toronto, Cleveland, Seattle, New York (AL), and Chicago (AL) across 16 MLB seasons. The slugger appeared in 1,960 career MLB games, amassing 1,832 hits, 370 doubles, 10 triples, 424 home runs, and 1,261 RBI. He is responsible for one of only two walk-off home runs in Blue Jays postseason history, as he broke a 2-2 tie in the 11th inning of the 2016 AL Wild Card game against the Orioles with a three-run blast. The three-time All-Star ranks 3rd in TOR history in home runs (239), 3rd in OPS (.878), 6th in RBI (679), and 8th in Runs scored (593). In 2021, Encarnacion opened up his own baseball academy (Encarnacion EDS) in the Dominican Republic.





VICTOR MARTINEZ
SPECIAL ASSISTANT TO THE ORGANIZATION

Victor Martinez enters his third season as a Special Assistant in the Blue Jays organization. The switch-hitter played 19 pro seasons, including 16 at the MLB level, spending time with Cleveland, Boston, and Detroit. Over 1,973 career MLB games, piled up 2,153 hits, 423 doubles, three triples, 246 home runs, and 1,178 RBI, earning five AL All-Star nods (2004, 2007, 2009-10, 2014) and a pair of Silver Slugger awards (2004 & 2014). After his playing career, Martinez founded a 2,400-acre cattle operation called Victoria's Ranch, and watched his horse, King Guillermo, win the 2020 Tampa Bay Derby at odds of 49/1.



JASON BERE
SPECIAL ASSISTANT TO PLAYER DEVELOPMENT

Jason Bere joined the Blue Jays organization in 2018 and has since served in the scouting department as well as a Special Assistant to Player Development. The Cambridge, MA, native began his coaching career in 2006 as a special assistant in baseball operations with Cleveland before serving as their Major League bullpen coach for the 2016 & 2017 seasons. Wrapped up his playing career in Buffalo in 2005 with the Triple-A Bisons, then a minor league affiliate of Cleveland. The righty made 211 MLB appearances (203 starts) over 11 big-league seasons between five teams, going 71-65 with a 5.14 ERA while finishing 2nd in AL Rookie of the Year voting in 1993 and earning an All-Star nod in 1994.



PAT HENTGEN
SPECIAL ASSISTANT TO PLAYER DEVELOPMENT

Pat Hentgen has worked in the Blue Jays organization in a variety of roles since retiring from playing in 2004. He has served as a spring training instructor, a team ambassador, a Special Assistant to Player Development, and the Major League team's bullpen coach for the 2011 & 2013 seasons. Selected by the Blue Jays in the 5th round of the 1986 draft, Hentgen spent 10 of his 14 MLB seasons with Toronto. Over 344 big league appearances (306 starts), he compiled a 131-112 record and a 4.32 ERA, earning three All-Star nods, winning a World Series Championship in 1993, and was named the first Cy Young Award winner in Blue Jays history in 1996. He sits 5th all-time in franchise history in wins (107), games started (238), strikeouts (1,028), and shutouts (9). Hentgen was inducted into the Canadian Baseball Hall of Fame on June 18, 2016.



KEVIN KIERMAIER
SPECIAL ASSISTANT TO PLAYER DEVELOPMENT

Kevin Kiermaier enters his first season in a coaching capacity, joining the Blue Jays as a Special Assistant to Player Development. Originally a 31st-round draft pick out of Parkland College in 2010, the Fort Wayne, IN, native patrolled Major League outfielders for 12 seasons from 2013-24, splitting time between the Rays, Blue Jays, and Dodgers organizations. Over 1,159 career MLB games, Kiermaier amassed 905 hits, 170 doubles, 60 triples, 95 home runs, and 378 RBI. On the defensive side, the centerfielder won four Gold Gloves (2015, 2016, 2019, 2023) and a Platinum Glove (2015) before finishing off his career by winning a World Series title with Los Angeles in 2024. From the time he became an everyday player in 2014 until his retirement in 2024, his 175 Defensive Runs Saved were 11 more than any other player in the Majors.



PAUL QUANTRILL
SPECIAL ASSISTANT TO PLAYER DEVELOPMENT

A native of London, ON, Paul Quantrill spent six of his 14 Major League seasons with the Blue Jays, going 30-34 with a 3.67 ERA over 386 games (20 starts), the 6th-most games played in franchise history. He led the league in games played in four straight seasons (AL - 2001 & 2004, NL - 2002-03) and was named to the AL All-Star team in his final season with the club in 2001. The 55-year old has served as a coach for Team Canada during the World Baseball Classics in 2009, 2013, 2017, and 2023, and was inducted into the Canadian Baseball Hall of Fame on June 19, 2010.



TIM RAINES
SPECIAL ASSISTANT TO PLAYER DEVELOPMENT

Born September 13, 1959 in Sanford, FL, 2025 marks Tim Raines' 13th season with the Blue Jays and his eighth in this role. He previously held the position of Outfield/Baserunning Coordinator from 2013-2017. Raines was inducted into the Baseball Hall of Fame on July 30, 2017, and the Canadian Baseball Hall of Fame in 2013. The outfielder spent 23 seasons in the Major Leagues with Montreal (1980-1990, 2001), Chicago-AL (1991-1995), New York-AL (1996-1998), Oakland (1999), Baltimore (2001), and Florida (2002). He hit .294 (2,605 hits) with 170 home runs, 980 RBI, and 808 stolen bases. Among the all-time leaders, he ranks fifth in stolen bases. Raines had his #30 uniform retired by the Expos on June 19, 2004. He spent three seasons coaching in the White Sox' system, including two with the Major League club from 2005-2006. In 2005, Raines was the First Base Coach on the World Series Championship team and was Bench Coach in 2006. He now has four children and resides just outside of Phoenix, Arizona.



DEVON WHITE
SPECIAL ASSISTANT TO PLAYER DEVELOPMENT

Devon White enters his third season as Special Assistant to Player Development. He made his coaching debut with the Triple-A Buffalo Bisons in 2017 and then moved into the role of Position Coach for the 2018-2022 campaigns. Prior to joining the Blue Jays, the centerfielder served as outfield and baserunning coordinator for Washington (2008-2010) and baserunning coordinator for the Chicago White Sox (2011-2012). The native of Kingston, Jamaica, was drafted by the Los Angeles Angels in 1981 and traded to the Blue Jays in 1990. He then won two World Series Championships with Toronto in 1992 and 1993, and added another ring with Florida in 1997. White was named an All-Star on three occasions during his 17-year Major League career, claiming seven Gold Glove Awards along the way.






STEVE RASSEL **DIRECTOR OF MENTAL AND PHYSICAL DEVELOPMENT**

Steve Rassel enters his third season in the role of Director of Mental and Physical Development. Steve was previously the Assistant Director, High Performance, after joining the Blue Jays in 2019 as the Minor League Strength & Conditioning Coordinator. For a decade prior to that, he served at Webber International University as the Associate Athletic Director and Head Strength & Conditioning Coach, directing the training of all 22 athletic programs and 550 athletes. Before Webber, Steve's career began with the Boston Red Sox, followed by a stint with the Chicago Cubs. He was named a finalist for the 2017 and 2019 NSCA College Strength & Conditioning Coach of the Year award. He lives in Trinity, FL, with his wife, Dr. Brittany Rassel, 10-year-old son, Stevie III, and nine-year-old son, Brayden.



ADAM INGLE **ASSISTANT MEDICAL DIRECTOR**

Adam Ingle is entering his fourth season as Assistant Medical Director for the Blue Jays. He joined the organization in 2022 as an experienced physical therapist and leader, after spending 12 years working in the Sports Medicine program at The Ohio State University. While at OSU, Adam led a Sports Medicine Rehab Clinic and was Director of the OSU Upper Extremity Athlete Fellowship program that partnered with the Cleveland Guardians organization. The graduate of Ohio State and board certified sports clinical specialist is passionate about leading and mentoring staff, and providing optimal care for elite level baseball athletes. Adam, his wife, Jen, and two children, Olivia and Evan, now reside in Odessa, FL.



MICHAEL RENDON **ATHLETIC TRAINING COORDINATOR**

Michael Rendon is entering his ninth season in the Toronto Blue Jays organization and his fifth as Athletic Training Coordinator. He spent the 2020 season as Assistant Athletic Training Coordinator, after serving as a Minor League Athletic Trainer in Dunedin (2019), Vancouver (2018) and the GCL (2017). A native of Du Quoin, IL, he graduated from Southern Illinois University in 2010 with Bachelor's degree in Athletic Training. Michael's previous experience includes athletic training intern with the Springfield Cardinals (2009-2010) and Minor League Athletic Trainer with the Houston Astros organization (2011-2016). Michael currently resides in Trinity, FL, with his wife Brittany, his sons, Adrian, Gideon, and Elijah, and their dog, Shana.



AARON SPANO **MINOR LEAGUE STRENGTH & CONDITIONING COORDINATOR**


Currently the Minor League Strength & Conditioning Coordinator for the Toronto Blue Jays, entering his ninth year with the organization. Served as the Assistant Minor League Coordinator in 2021, after spending the previous four years as an Affiliate S&C Coach across various levels. Prior to joining the Blue Jays, Aaron graduated from UNC Charlotte with an MS in Kinesiology while interning with the Olympic sports S&C staff at the university. Aaron completed his undergraduate studies at UNC Pembroke receiving a BS in Exercise Science, while also being a member of the baseball team. He currently resides in Odessa, Florida with wife, Nicole, son, Julian and daughter, Francesca.



KATARINA DIMINO **NUTRITION COORDINATOR**

Katarina Dimino is entering her fourth season as Minor League Nutrition Coordinator and her seventh season in the organization. Katarina started with the team in 2019 as an Affiliate Dietitian, prior to moving to her current role for the 2022 campaign. Before her time with the Blue Jays, Katarina worked several different roles in the dietary profession, including as a Dietary Aide at Peterson Healthcare, Courtyard Estates as a Dietetic Intern, JD McCarty Center, the Norman Regional Health System, and the University of Oklahoma Athletics Department, as a Clinical Dietitian at Texas Health Resources, and as a Sports Nutrition Graduate Assistant at the University of Oklahoma. Katarina graduated from Bradley University in Dietetics.





JOE HALLOCK
REHAB COORDINATOR - UPPER LEVEL

Joe Hallock is a physical therapist from Fargo, North Dakota. He earned his Doctorate in Physical Therapy from the University of Mary in Bismarck, North Dakota, in 2020. He then completed a Physical Therapy Sports Residency at the University of North Dakota in Grand Forks in 2021. In 2022, Joe relocated to Columbus, Ohio, where he was the Physical Therapy Upper Extremity Athlete Fellow at The Ohio State University. During this time, he worked with Ohio State athletics and served as the AAA Physical Therapist for the Columbus Clippers, the Cleveland Guardians' Triple-A affiliate. For the past two seasons, Joe has been the AAA Physical Therapist for the Toronto Blue Jays, working with their affiliate in Buffalo during the season and out of the complex in Dunedin during the offseason. In 2025, he will begin his first year as the Upper Level Rehab Coordinator for the Toronto Blue Jays, overseeing the rehabilitation of players at the upper minor league levels. Joe and his wife, Lynae, have two sons—Knox, age 4, and Hayes, age 1—and

reside in the Tampa area.



ALEX SUERTE
REHAB COORDINATOR - LOWER LEVEL

Alex was born and raised in St. Petersburg, FL. He graduated from the University of Florida with his BS in Exercise Physiology in 2013 and received his Doctor of Physical Therapy in 2016. He completed a Sports Physical Therapy Residency at Children's Healthcare of Atlanta in 2018 prior to moving to Miami, FL and working with the Calder Jai Alai Fronton in 2019. Alex began with the Blue Jays as the Sports Physical Therapy Fellow in 2020 and has remained since then.



ROB DIBERNARDO
MENTAL PERFORMANCE COORDINATOR

After a decade of working the sidelines as an NCAA coach, Rob enters his seventh year with the Toronto Blue Jays Organization, his second as the Coordinator of the Mental Performance Department. Rob earned his undergraduate, master's (Coaching) and doctorate (Sport Psychology) from Boston University, conducting grant-funded research exploring the impact of mindfulness practice on performance and well being. Rob's mission is to serve individuals, teams, and organizations in the pursuit of excellence within a thriving, values-based culture.



ALEX CHAMBERS
COORDINATOR, PLAYER DEVELOPMENT OPERATIONS

This is Alex's fourth season with the Toronto Blue Jays. Alex joined the Blue Jays at the PDC following her graduation from Trinity College in Hartford, Connecticut. She graduated as an honors student with a Bachelor of Science in Physics. Originally from East Lyme, Connecticut, she finished her softball career at Trinity as a catcher and captain on the softball team. At Trinity, she was the Vice President of the Society of Physics students, President of Chapel Council, and Station Manager of Trinity's radio station.



CASSANDRA LEE
COORDINATOR, SHORT SEASON OPERATIONS

Cassie returns to the Toronto Blue Jays as the Short Season Operations Coordinator in the 2025 season. She was born and raised in Castle Rock, Colorado – a town south of Denver. Prior to joining the Blue Jays in 2021, she earned her bachelor's degree from Gonzaga University. Throughout her time at Gonzaga, she worked with the marketing, sports information, and facilities and events departments. Shortly after graduating, she attended Florida State University and completed her Master's of Science in Sports Management in 2023. She also served as a facilities and events graduate assistant during her two years there and worked as a Baseball Championships Intern for USA Baseball in the summer of that year. In June 2023, she worked for the Houston Astros as a Baseball Operations Intern.





RYAN MITTLEMAN
VICE PRESIDENT, PROFESSIONAL SCOUTING

Ryan Mittleman joined the organization in 2005 as Manager of Baseball Information in the communications department. He then moved into the scouting department in 2006 and spent the next five seasons as the Coordinator of Amateur Scouting. Mittleman became Assistant Scouting Director in 2011 before spending 2012 as a Pro Scout, and spent 2013-2014 as Coordinator of Advance Scouting and Video. Mittleman served as Major League Advance Scouting Coordinator from 2015-2016, providing advance scouting and handling in-game replay operations, was the Director of Professional Scouting from 2017-2023, and now enters his second year as Vice President, Pro Scouting. Born in Providence, Rhode Island, he has resided in Toronto since 1985. Mittleman excelled in hockey, playing on the US under-17 and under-18 teams, winning silver medals with both squads while leading the under-17 club in goals. He attended Boston College, and played Division I hockey for the Eagles from 1995-1997.



MARC TRAMUTA
DIRECTOR, AMATEUR SCOUTING

Marc Tramuta enters his first season as the organization's Director of Amateur Scouting. Tramuta joined the Blue Jays in 2023 as Special Assistant, Player Personnel, after having spent the previous 11 years with the New York Mets in three roles as Senior Advisor of Domestic & International Scouting, Director of Amateur Scouting, and Assistant Scouting Director. Prior to his time with the Mets, he was an area scout for the Baltimore Orioles and held roles within the Blue Jays organization as an Area Scout, National Scouting Supervisor, and Professional Scout. Tramuta was awarded the Al LaMacchia award in 2007 as Blue Jays Scout of the Year and earned the Mid-Atlantic Scouts Association Crosschecker of the Year award in 2014...Resides in Fredonia, NY, with his daughter, Callie.



JOSE "SANDY" ROSARIO
DIRECTOR, INTERNATIONAL OPERATIONS

Jose Sandy Rosario Valdez resides in his hometown of Santo Domingo, Dominican Republic, with his wife and three children: Joshua, Claudia, and Sandy Jr. He played as an amateur in the Parallel League and served as a bullpen catcher for the DSL Pirates in 1994. He studied engineering at the University Autonomia of Santo Domingo and completed his degree in 2000. Rosario worked with the Montreal Expos from February, 2002 until October, 2006 as Director of Scouting and Development in the Dominican. He then went to the Mets as an Area Scout in November, 2006 until October, 2011. Rosario joined the Toronto Blue Jays as Director of Scouting, Dominican Republic in November of 2011, served as Director, Latin America Operations from February of 2016 until he was promoted to his current role of Director, International Operations on November 19, 2018. He has participated in the signings of players such as: Atahualpa Severino, Michael Martinez, Henry Mejia, Juerys Familia, Armando Rodriguez, Juan Jaime, Miguel Castro, Lourdes Gurriel Jr., Richard Ureña, Jose Fernandez, Yimi Cordero, and Vladimir Guerrero Jr.



LORENZO PEREZ
CROSSCHECKER, LATIN AMERICA

Lorenzo Antonio Pérez enters his first season as Crosschecker, Latin America after spending the previous two seasons as Supervisor, International Scouting. He was born on February 1, 1979 in Salcedo, Dominican Republic. Perez studied Business at OIM University and played amateur baseball. He has been an International Scout for 18 years, the longest tenure in Toronto's international scouting department. He has been covering Colombia, Cuba, México, Panamá, and Venezuela, and has played an integral role in the evaluation and signing of all Dominican players in the Blue Jays' system.



LUIS NATERA
SUPERVISOR, DOMINICAN SCOUTING

Luis Natera was promoted to his current position in 2021, supervising the evaluation of all amateur players in the Dominican. He started his scouting career with the Blue Jays in 2014 as the Dominican Republic Video Coordinator and was promoted to Area Scout in 2016. Natera also plays a vital role for the Dominican Winter League Toros del Este, working in their baseball operations department and advanced scouting, and won a championship with them in 2020. His father, Luis Octavio Natera, was a Major League Hitting Coach with the Mets in 2014. Natera signed with the New York Mets in 2009 and played one season of professional baseball with New York's Dominican Summer League squad. He was born in San Pedro, Dominican Republic, where he now lives with his wife and two daughters.





JOSE CONTRERAS
VENEZUELAN SCOUTING SUPERVISOR

José Aurelio Contreras Molina was signed by the Montreal Expos in 2001 and played in Montreal's system for five years, reaching the A-ball level. He also played in the St. Louis Cardinals' system in 2007 and joined the Quebec Capitals of the Can-Am League in 2008. Contreras worked as a scout and infield coach for the New York Mets from 2010-2011 before joining the Blue Jays in 2012 as a scout and coach in Latin America. He also served as a First Base Coach for the Guaira Sharks in the Venezuelan professional league in 2016. Contreras was promoted to his current position in January of 2018 and now lives with his wife and two daughters in Caracas, Venezuela.



AARON ACOSTA
MEXICAN SCOUTING SUPERVISOR

Aaron Acosta played 20 years of professional baseball in the Mexican (summer) Baseball League (LMB) and 13 years in the Mexican (Winter) Pacific League (LMP). He appeared in two all-star games in the LMB and one all-star game in the LMP. He was named Pitcher of the Year while with the Venados de Mazatlán in 1994. He played in the Caribbean Series in 1995 with San Juan, Puerto Rico and 1998 with Puerto La Cruz, Venezuela. Acosta retired as a player in 2010 and started working with the Venados de Mazatlán as a scout. He went on to work for the Tampa Bay Rays as a scout from 2013 to 2016. Acosta studied mechanical electrical engineering at the University of Veracruzana. He was named to his current position with the Blue Jays in 2016.



HARRY EINBINDER
ASSISTANT DIRECTOR, INTERNATIONAL SCOUTING

Harry Einbinder was promoted to his current position for the 2023 season, having served as Manager, Amateur & International Scouting since 2017. He originally joined the Blue Jays in the ticket sales department in 2005 and moved into Baseball Operations as an intern in 2008 before being appointed to Assistant, Baseball Research in 2009. Einbinder became Scouting Coordinator in 2010 and remained in that role until 2015, when he served as Coordinator, Advance Scouting and Video. In 2007, he worked at the Mexican Baseball Academy in El Carmen, Nuevo Leon, Mexico. Born in New York, NY, Einbinder graduated from Cornell and earned his MBA at the University of Toronto. He holds dual citizenship and lives in Toronto with his wife and two daughters.



FRANCISCO PLASENCIA
ASSISTANT DIRECTOR, INTERNATIONAL SCOUTING

Francisco Plaseencia evaluates players in Venezuela in addition to supervising operations in Nicaragua, Panama, Colombia, Brazil, Curacao, and Aruba. He started working for the Blue Jays as an Area Scout in 2015, served as Scouting Coordinator, South America, from 2020-24, and was promoted to his current role in 2025. His signed players include Gabriel Moreno, Alejandro Melean, Dahian Santos, and Yhoangel Aponte. Francisco played in the Brewers' and Nationals' systems from 2001-2010 as well as Winter Ball for Tiburones de La Guaira and Aguilas de Zulia. He now resides in Valencia, VZ, with his wife and four children.



KORY LAFRENIERE
ASSISTANT DIRECTOR, AMATEUR SCOUTING

Kory Lafreniere is entering his 12th season with the Blue Jays in Toronto. He was promoted to his current role for the 2023 campaign after spending the previous three seasons as Manager, Amateur Scouting, which followed four years as Scouting Coordinator. He works closely with the amateur scouting staff and front office in preparation for the amateur draft. Prior to joining the Blue Jays in Toronto, Lafreniere interned with two Blue Jays affiliates, Vancouver and Bluefield, and the Toronto Raptors. Born and raised in Sault Ste. Marie, ON, Lafreniere graduated from Laurentian University in 2013.

PROFESSIONAL SCOUTS



Matt Anderson
*Player Personnel
Coordinator*



John Babocsi
*Assistant Director,
Pro Scouting*



Blake Bentley
*Player Personnel
Coordinator*



Kevin Briand
Professional Scout



Sal Butera
Major League Scout



Carson Cistulli
*Assistant Director,
Player Personnel*



Justin Coleman
Professional Scout



Megan Evans
Professional Scout



Tommy Farah
*Senior Analyst, Pro
Scouting*



Adam Guttridge
*Player Personnel
Specialist*



Jon Lalonde
*Player Personnel
Manager*



Bryan Lee
*Manager, Pro
Scouting*



Marc Lippman
*Player Personnel
Coordinator*



Nick Manno
*Player Personnel
Manager*




David May Jr.
Professional Scout



Tim Rooney
*Player Personnel
Coordinator*



Hideaki Sato
*Coordinator, Pacific
Rim Operations*



Dean Steinman
Professional Scout



Brent Urcheck
*Player Personnel
Manager*



Stephen Yoo
Professional Scout



Brandon Bishoff
*Regional
Crosschecker*



Chris Curtis
*Regional
Crosschecker*



C.J. Ebarb
*National
Crosschecker*



Bryan Hayes
*Coordinator, Amateur
Player Evaluation*



Brian Johnston
*Amateur &
International
Crosschecker*



Chris Lionetti
*Manager, Amateur
Scouting Projects*



Greg Runser
*Regional
Crosschecker*



Noah St. Urbain
*Regional
Crosschecker*



Paul Tinnell
*Amateur
Crosschecker*



Michael Youngberg
*Manager, Amateur
Player Evaluation*

10 HOME RUN GAME

The Blue Jays etched a page in the MLB record book with a 10-homer performance against the Baltimore Orioles on Sept. 14, 1987. Following is a list of highlights from that game:

In the 18-3 victory the Blue Jays received homers from Ernie Whitt (3), Goerge Bell (2), Rance Mulliniks (2), Fred McGriff (1), Rob Ducey (1) and Lloyd Moseby (1). The clubs combined to hit 11 home runs in the game, to tie the Major League mark. A club record of 53 total bases in the game was set, which is tied for 5th most all-time.

AREA SCOUTS



Adam Arnold
Phoenix, AZ



Coulson Barbiche
Midlothian, VA



Tom Burns
Harrisburg, PA



Adrian Casanova
Miami, FL



Tony Cho
Oceanside, CA



Ryan Fox
Yakima, WA



Patrick Griffin
Canada



Pete Holmes
Boston, MA



Matt Huck
Chicago, IL



Brad Jacob
Dallas, TX



Nate Murrie
Bowling Green, KY



Don Norris
Hoover, AL



Matt O'Brien
Clermont, FL



Wes Penick
Clive, IA



Harry Ray
Sacramento, CA



Steve Riha
Houston, TX



Bud Smith
Lakewood, CA



Austin Upshaw
Kennesaw, GA

AMATEUR SCOUTING STAFF



Joey Aversa
Scout, Fountain
Valley, CA



Jay Lapp
Canadian Scout,
London, ON



Jesse Levine
Coordinator,
Amateur Scouting



Jasmin Roy
Canadian Scout,
Longueuil, QC



Roberto Santana
Scout, Puerto Rico



Lauren Shoss
Mental Performance
Scouting Programs
Specialist



Rene Tosoni
Canadian Scout,
Coquitlam, BC



Chris Weikel
Lead Research
Analyst, Amateur
Scouting



Spencer Witte
Senior Pitching
Analyst, Amateur
Scouting



Nick Zona
Development Scout,
North East

BIOGRAPHIES

LAST SEASON

HISTORY

RECORDS

OPPONENTS

PLAYER DEV.

MEDIA & MISC.



INTERNATIONAL SCOUTS



Tyler Baldwin
International Scouting
Coordinator



Franklin Briceno
International Video
Coordinator -
Caracas, VZ



**Luciano Del
Rosario**
Santo Domingo, DR



Oscar Delgado
Oriente, VZ



Jhoan Gomez
Mao, DR



Miguel Leal
Maracay, VZ



Alirio Ledezma
Maracaibo, VZ



Matthew McCue
International Scouting
Analyst



Jose Natera
San Pedro de
Macoris, DR



Manuel Parra
International Video
Assistant



Julio Ramirez
Sr. Coordinator,
International Scouting



Enmanuel Rojo
Santo Domingo, DR



Boris Rothermundt
Part-Time Scout,
Europe



Daniel Sotelo
Managua, NIC



Alex Zapata
Colon, PAN

2025 MINOR LEAGUE INSTRUCTORS


PARRY, Craig

Hitting Coordinator

- Craig Parry enters his third season with the organization as Hitting Coordinator, previously working for Abilene Christian University where he served as Hitting Coach for four years...Has also coached with Miles Community College, Sacramento State University, Dallas Baptist University, Southern Arkansas University, and the University of Arkansas.
- Graduated from South Dakota State University and then landed a Masters in Sport Administration from American Public University...Played at Miles Community College and South Dakota State University before he was drafted by the Pittsburgh Pirates in 2008...Played in 63 Minor League games from 2008-2009 at the Rookie and Class-A levels.

MANAGERIAL/COACHING CAREER

2023- Hitting Coordinator, Toronto Blue Jays



SOLANO, Danny

Rookie Level Coordinator

- Going into his first season as Toronto's Rookie Level Coordinator...Spent the previous eight seasons as the organization's Infield Coordinator...Joined the coaching ranks, assisting with the Blue Jays Extended Spring Training program at the end of the 2006 season, before becoming a coach with the Gulf Coast squad...In 2012, assisted with Hitting Coach duties at Triple-A Las Vegas...Spent 2015-16 as Minor League Infield Coach before serving as Infield Coordinator in 2017.
- Signed as an undrafted free agent by Texas in 1996...Signed with Toronto in May 2002...Played nine seasons in the minors, reaching Triple-A while with Syracuse from 2004-06...In 861 career games, posted a .248 average with 32 home runs and 292 RBI.

MANAGERIAL/COACHING CAREER

2007-11	Coach, Gulf Coast League (Blue Jays)	2015-16	Minor League Infield Coach, (Blue Jays)
2012	Assistant Hitting Coach, Las Vegas (Blue Jays)	2017-24	Infield Coordinator, Toronto Blue Jays
2013-14	Coach, Gulf Coast League (Blue Jays)	2025-	Rookie Level Coordinator, Toronto Blue Jays



MURPHY, Donnie

Infield Coordinator

- Entering his first campaign as the organization's Infield Coordinator...Spent the 2024 season as the Triple-A Buffalo Bisons' Bench Coach...Spent the previous two seasons as Dunedin's Manager, going a combined 128-133...Made his debut as Manager for High-A Vancouver in 2021...Was Double-A New Hampshire's Hitting Coach for the 2019 campaign and spent 2018 as Hitting Coach for Advanced-A Dunedin...Served as Class-A Lansing's Hitting Coach in 2016.
- Drafted by Kansas City in the 5th round of the 2002 MLB First-Year Player Draft and put together a 14-year pro career between the KC, OAK, MIA, CHC, TEX, CIN, ATL, and MIL organizations before retiring in 2015...Made his Major League debut on Sept. 18, 2004 with Kansas City...In 335 career Major League games, hit .212 with 33 home runs and 119 RBI.

MANAGERIAL/COACHING CAREER

2016	Hitting Coach, Lansing (Blue Jays)	2022-23	Manager, Dunedin (Blue Jays)
2018	Hitting Coach, Dunedin (Blue Jays)	2024	Bench Coach, Buffalo Bisons (Blue Jays)
2019	Hitting Coach, New Hampshire (Blue Jays)	2025-	Infield Coordinator, Toronto Blue Jays
2021	Manager, Vancouver (Blue Jays)		



MEINHOLD, Ricky

Pitching Development Coordinator

- Ricky enters his second year as Pitching Development Coordinator...Over the course of 11 years in professional baseball, he has played major roles in Major League pitching, minor league development, and scouting at all levels with the St. Louis Cardinals, New York Mets, and Lotte Giants (KBO)...Was the Pitching Coach at the University of Missouri (2022) and Appalachian State University (2023)...During his time with STL, Meinhold led the evaluation and pitching development of USA Baseball 18U National Team from 2016-20...In 2017, Meinhold was the pitching coach of the WBSC 18U World Champion USA team in Thunder Bay, Ontario, Canada.
- Graduated from Drury University in 2008 with a Bachelor of Arts in Kinesiology and Exercise Science before receiving his Masters in Sports Administration from Coker College in 2014...Played three years of Independent ball for Windy City and Gateway.

MANAGERIAL/COACHING CAREER

2024- Pitching Development Coordinator, Toronto Blue Jays



PAUL, Josh

Catching Coordinator

- Josh Paul enters his third year with the Blue Jays as Catching Coordinator...Spent the previous three seasons with the Tigers as their Major League Quality Control Coach and Catching Coach...Served as Bench Coach for the Angels from 2018-2019...Worked for nine years in the Yankees' system as a Minor League Manager (2009-2010), Professional Scout (2011-2014), and Catching Coordinator (2015-2017).
- Drafted in the 2nd round by the White Sox out of Vanderbilt University in 1996...Played as a Major League catcher over nine seasons (1999-2007) for the White Sox, Angels, Cubs, and Rays, batting .244 over 321 contests.

MANAGERIAL/COACHING CAREER

2009-10	Manager, Staten Island, New York-Penn League (Yankees)	2020-22	Major League Quality Control Coach & Catching Coach, Detroit Tigers
2015-17	Catching Coordinator, New York Yankees		
2018-19	Bench Coach, Los Angeles Angels	2023-	Catching Coordinator, Toronto Blue Jays



MINOR LEAGUE AFFILIATES

BUFFALO BIONS

INTERNATIONAL LEAGUE, EAST DIVISION

Sahlen Field

One James D. Griffin Plaza, Buffalo, NY 14203

Phone	(716) 846-2000
Fax	(716) 852-6530
Website	www.bisons.com
Email	info@bisons.com
Owner/Senior Chairman	Robert E. Rich Jr.
Chairman/Rich Products Corporation Exec. Chairman,	
R.E.G.	Melinda R. Rich
President/Rich Entertainment Group, Senior VP, Finance &	
Family Office	Joseph W. Segarra
President, Rich Baseball Operations	Michael Buczkowski
Vice President, Operations & Finance	Kevin Parkinson
Vice President, Food Service Operations	Robert Free
General Manager	Anthony Sprague
Assistant General Manager	Brad Bisbing
Director, Stadium Operations	Brian Phillips
Baseball Operations, Home Clubhouse	Scott Leshar
Head Groundskeeper	Jeff Smolka
Chief Engineer	Gerard Hamilton
Commissary Manager	Eugene Steele
Engineer	Alan Davis
Engineer	Jonathan Pappagallo
"Voice of the Bisons"/Manager, Baseball Communications ..	
.....	Pat Malacaro
Retail, Licensing & Entertainment Manager	
.....	Theresa Cerabone
Community Relations/Receptionist	Gail Hodges
Digital & Social Content Coordinator	Marissa Packard
Graphic Designer	Ally Marcano
Entertainment & Promotions Coordinator ..	Amanda Ballestero
Video & Digital Productions Coordinator	C.J. Gates
Assistant Manager, Retail Store	Chris Michalski
Director, Sales	Geoff Lundquist
Director, Ticket Office Operations	Mike Poreda
Director, Corporate Sales	Jim Harrington

Account Executive	Sara Acker
Account Executive	Jarret Gilson
Account Executive	Mark Gordon
Account Executive	Burt Mirti
Account Executive	Shaun O'Lay
Ticket Office & Sales Fulfillment Manager	Ari Musialowski
Director, Food & Beverage Operations	Sean Regan
Food Service Operations Supervisor	Curt Anderson
Manager, Pub at the Park	Kailey Gyorffy
Kitchen Manager, Pub at the Park	Dean Williams
Accounting Manager	Chas Fiscella
Accountant	Amy Delaney
Payroll Administrator	Tori Dwyer
Executive Assistant	Tina Leshar
Visiting Clubhouse Manager	Bryan Aichinger
Team Photographer	Jim McCoy
Manager	Casey Candaele
Bench Coach	Cesar Martin
Pitching Coach	Drew Hayes
Hitting Coach	Ryan Long
Asst. Hitting Coach	Trevor Cho
Asst. Pitching Coach	Henry Leake
Position Coach	Chris Schaeffer
Head Athletic Trainer	Caleb Daniel
Asst. Athletic Trainer	Jason Schwartzman
Head Strength and Conditioning Coach	Taylor Whitley
Asst. Strength and Conditioning Coach	Zach Canino
Dietitian	Yuka Sanui
Senior Mental Performance Coach	Tyler Klein
Technology Assistant	Will Kharfen
Stadium	Sahlen Field
Seating Capacity	16,600
Outfield Distances	LF-325, CF-404, RF-325, LCF-371, RCF-367

NEW HAMPSHIRE FISHER CATS

EASTERN LEAGUE, NORTHEAST DIVISION

Delta Dental Stadium

One Line Drive, Manchester, NH 03101

Phone	(603) 641-2005
Website	www.nhfishercats.com
Email	info@nhfishercats.com
Ownership	Diamond Baseball Holdings
General Manager	Taylor Fisher
President	Rick Brenner
Director, Finance	Laurie Levesque
Director, Stadium Operations	Melissa Dallenbach
Director, Ticket Sales & Service	Nate Newcombe
Manager, Ticket Sales	Caleb Baum
Manager, Ticket Operations	Derek Dingley
Account Executive, Ticket Sales	Wesley Bryan
Account Executive, Ticket Sales	Jackson Cain
Senior Manager, Corporate Partnerships ..	Sydney Peterson
Coordinator, Partnership Management	Courtney Peltak
Director, Marketing & Promotions	Andrew Marais
Manager, Fan Engagement & Creative Services ..	
.....	Steven Langdon
Manager, Broadcasting & Media Relations	Chris Jared
Manager, Retail Merchandise	Fernando Guzman
Director, Field Operations	Mike Georgiadis

Assistant Manager, Field Operations	Jacob Lennerton
Manager, Special Events	Jake Levert
Manager, Guest Services	Sam Geanacopoulos
Director of Operations	Troy Brisard
Manager	Brent Lavallee
Bench Coach	Jake McGuiggan
Pitching Coach	Austin Bibens-Dirkx
Hitting Coach	Mitch Huckabay
Asst. Pitching Coach	Thomas Caulfield
Position Coach	Delta Cleary Jr.
Head Athletic Trainer	Roelvis Vargas
Asst. Athletic Trainer	Matt Beauregard
Head Strength and Conditioning Coach	Bailey Forst
Asst. Strength and Conditioning Coach	Edwin Ortiz
Dietitian	Stephanie Boville
Chef	Geoffrey Soriano
Senior Mental Performance Coach	Tyler Klein
Technology Assistant	Adam Gurin
Stadium	Delta Dental Stadium
Capacity	6,500
Outfield Distances	LF-326, CF-400, RF-306



VANCOUVER CANADIANS

NORTHWEST LEAGUE

Rogers Field at Nat Bailey Stadium
4601 Ontario Street, Vancouver, BC V5V 3H4

Phone.....(604) 872-5232
 Fax.....(604) 872-1714
 Website.....www.canadiansbaseball.com
 Email.....staff@canadiansbaseball.com
 Operated By.....Diamond Baseball Holdings
 Chairman, Vancouver Canadians.....Jake Kerr
 Chairman, Canadians Baseball Foundation.....Jeff Mooney
 General Manager.....Allan Bailey
 Financial Controller.....Brenda Chmiliar
 Vice President of Sales & Marketing.....Walter Cosman
 Director, Sales & Marketing.....Rob Fai
 Manager, Ticket Operations.....Jacob Nakhleh
 Manager, Marketing Services.....Rosemary Alberts
 Senior Coordinator, Sales.....Cooper Mistic
 Coordinator, Sales.....Drew Howson
 Coordinator, Sales.....Zachary Mahaffy
 Coordinator, Accounting.....Charlene Yaroshuk
 Manager, Broadcasting & Media Relations.....Tyler Zickel

Head Groundskeeper.....Levi Weber
 Manager.....Jose Mayorga
 Bench Coach.....Matt von Roemer
 Pitching Coach.....Eric Yardley
 Hitting Coach.....Ryan Wright
 Asst. Pitching Coach.....Robelin Bautista
 Position Coach.....Petr Stribecký
 Head Athletic Trainer.....Katie Reyes
 Asst. Athletic Trainer.....Dalton Holomo
 Head Strength and Conditioning Coach.....Joe Cardona
 Asst. Strength and Conditioning Coach.....Noah Or
 Mental Performance Coach.....Juan Garcia
 Dietitian.....Stephanie Tavel
 Technology Assistant.....Owen Ruddock
 Home Clubhouse Manager.....Glenn Hall
 Stadium.....Nat Bailey Stadium
 Capacity.....6,013
 Outfield Distances.....LF-320, CF-385, RF-335

DUNEDIN BLUE JAYS

FLORIDA STATE LEAGUE, WEST DIVISION

TD Ballpark
373 Douglas Ave., Dunedin, FL 34698

Phone.....(727) 733-9302
 Fax.....(727) 734-7661
 Website.....www.dunedinbluejays.com
 Email.....dunedin@bluejays.com
 Vice President, Florida Operations.....Shelby Nelson
 Assistant General Manager.....Matt Woak
 Head of Florida Security.....Jason Weaving
 Finance & Office Admin. Manager.....Holly Larsen
 Project Manager.....Mary Anderson
 Supervisor, Ticket Sales & Operations.....Mitch Albright
 Coordinator, Ticket Sales & Service.....Charles Henderson
 Community Engagement Specialist.....Taylor Adams
 Merchandise & Retail Sales Manager.....Zach Bare
 Coordinator, Retail Sales & Operations.....Zakk Netzel
 Coordinator, Graphics & Social Media.....Alejandra Perez
 Coordinator, In-Game Entertainment.....Taylor Johnson
 Director, Facilities.....Rob Durr
 Supervisor of Stadium Operations.....Justin Williams
 Senior Building Operator.....Joe Ferrentino
 Electrician.....Daniel Van Vaerenbergh
 Ballpark Operations.....Evan Kaminski
 Ballpark Operations.....Riley Ring
 Ballpark Attendant.....Chase Anschultz

Administrative Assistant.....Nick Riccione
 Head Superintendent.....Patrick Skunda
 Assistant Head of Grounds.....Chris VanHorn
 Groundskeeper.....David Musuraca
 Florida Ops Clubhouse Manager.....Bobby Walker
 Home Clubhouse Coordinator.....Jake Schettine
 Visiting Clubhouse Coordinator.....Steven Morris
 Manager.....Gil Kim
 Pitching Coach.....Cory Riordan
 Hitting Coach.....Nash Knight
 Position Coach.....Ashley Stephenson
 Position Coach.....Rodrigo Vigil
 Asst. Pitching Coach.....Antonio Caceres
 Head Athletic Trainer.....Luke Greene
 Asst. Athletic Trainer.....Kristen Brooks
 Head Strength and Conditioning Coach.....Zane Hunt
 Asst. Strength and Conditioning Coach.....Abimael Lebron
 Mental Performance Coach.....Caitlin Haworth
 Dietitian.....Kat Musial
 Technology Assistant.....Austin Padgett
 Stadium.....TD Ballpark
 Capacity.....8,500
 Outfield Distances.....LF-328, CF-400, RF-328

BIOGRAPHIES

LAST SEASON

HISTORY

RECORDS

OPPONENTS

PLAYER DEV.

MEDIA & MISC.



FCL BLUE JAYS

FLORIDA COMPLEX LEAGUE, NORTH DIVISION

Toronto Blue Jays Player Development Complex
3031 Garrison Road, Dunedin, FL 34698

Phone.....	(727) 734-8007
Fax.....	(727) 734-8162
Manager.....	John Tamargo Jr.
Bench Coach.....	Andy Fermin
Pitching Coach.....	Yoel Hernandez
Pitching Coach.....	Brett Kennedy
Hitting Coach.....	Jacob Caples
Hitting Coach.....	Paul Elliott
Hitting Coach.....	Dave Hudgens
Position Coach.....	Luis Silva

Complex Pitching Coach & Special Projects.....	Alex Kachler
Head Athletic Trainer.....	Alain Pacheco Vidal
Asst. Athletic Trainer.....	Rob Shifrin
Head Strength and Conditioning Coach.....	Katherine Kali
Asst. Strength and Conditioning Coach.....	Cadin Maynard
FCL & Rehab Dietitian.....	Anna Lehigh
Mental Performance Coach.....	Erika Monsalve
Technology Assistant.....	Dallas Young
Home Field.....	Player Development Complex

DSL BLUE JAYS - BLUE

DOMINICAN SUMMER LEAGUE

D.R. Academy
Boca Chica, Dominican Republic

Manager.....	Danny Canellas
Bench Coach.....	Dieferson Barreto
Pitching Coach.....	Victor Ramos
Hitting Coach.....	Ricardo Nanita
Position Coach.....	Branden Gonzalez
Position Coach.....	Pepo Fortunado
Asst. Pitching Coach.....	Juan Nunez
Asst. Athletic Trainer.....	Ysidro Reyes

Asst. Athletic Trainer.....	Callista Tsangarakis
Head Strength and Conditioning Coach.....	Imbewater Alvarez
Asst. Strength and Conditioning Coach.....	Jaci McElyea
Nutrition.....	Jaditchinie Ritza Francois
Mental Performance Coach.....	Erika Monsalve
Technology Assistant.....	Diego Colon
Home Field.....	TOR DR Academy

DSL BLUE JAYS - RED

DOMINICAN SUMMER LEAGUE

D.R. Academy
Boca Chica, Dominican Republic

Manager.....	Ashley Ponce
Bench Coach.....	Jose Ferrer
Pitching Coach.....	Rafael Monsion
Hitting Coach.....	Jesus Azuaje
Position Coach.....	Jose Mateo
Asst. Pitching Coach.....	Ramon Marte

Asst. Strength and Conditioning Coach.....	Marcos Sierra
Nutrition.....	Jaditchinie Ritza Francois
Mental Performance Coach.....	Erika Monsalve
Technology Assistant.....	Michael Batista
Home Field.....	TOR DR Academy





NATIONAL BASEBALL HALL OF FAME *Trivia*



PHOTO CREDIT: NATIONAL BASEBALL HALL OF FAME AND MUSEUM

DICK ALLEN
HALL OF FAME CLASS OF 2025



PHOTO CREDIT: NICH PULLIN/MLB PHOTOS

BILLY WAGNER
HALL OF FAME CLASS OF 2025

1 Whose 15th-inning home run provided the winning margin at the 1967 All-Star Game?

- A.** Tony Pérez
- B.** Willie Mays
- C.** Hank Aaron
- D.** Al Kaline

2 Who is the only American League player to win the Triple Crown twice?

- A.** Carl Yastrzemski
- B.** Mickey Mantle
- C.** Jimmie Foxx
- D.** Ted Williams

3 Which Hall of Famer drove in a record 12 runs in one game?

- A.** Lou Brock
- B.** George Kell
- C.** Jim Bottomley
- D.** Chick Hafey

4 Who is the only Hall of Famer to have played NCAA Division III baseball?

- A.** Dave Winfield
- B.** Billy Wagner
- C.** Tony Gwynn
- D.** Jackie Robinson

5 Who is the only pitcher to win a World Series game in three different decades?

- A.** Whitey Ford
- B.** Clayton Kershaw
- C.** Lefty Grove
- D.** Jim Palmer

1. A: Tony Pérez; 2. D: Ted Williams; 3. C: Jim Bottomley; 4. B: Billy Wagner; 5. D: Jim Palmer

Since 1939, the Hall of Fame has served as the keeper of baseball's history, preserving the majesty of The Game for future generations.

Connect with Cooperstown at

baseballhall.org | @baseballhall

BUFFALO BISON

INTERNATIONAL LEAGUE (AAA)



CANDAELE, Casey – Manager

- Casey Candaele is entering his fifth season as Manager of the Bisons...Split time in 2022 managing Buffalo and serving as Interim Bench Coach in Toronto...Put up a 71-46 record in 2021 in which he led the Bisons to their first division championship since 2005 and was named Triple-A East Co-Manager of the Year...Served as Field Coordinator in 2020 and 2021...Spent the prior two seasons as Manager for Dunedin (2018) and Vancouver (2019)...Began his coaching career at San Luis Obispo High School...In 2011, became the Infield and Baserunning Coordinator for the Texas Rangers, and was promoted to Field Coordinator in 2015, a position he held for one year before the Seattle Mariners hired him to be their First Base Coach.
- Played at the University of Arizona where he helped the team win the National Championship in 1980...Signed by the Expos as an undrafted free agent in 1982 and played parts of nine seasons with the Expos, Astros, and Indians, combining to bat .250 with 11 home runs and 139 RBI.



RECORD AS MANAGER	W-L	PCT
CAREER TOTALS	398-375	.515

MARTIN, Cesar – Bench Coach

- Going into his first season as the Bench Coach on the Buffalo staff...Spent the previous four seasons as Manager for Double-A New Hampshire, having taken the role prior to the 2020 cancelled season...Spent 2019 managing Advanced-A Dunedin to a first-place finish with an 80-55 record, and was named the Florida State League Manager of the Year...After the season, managed the Scottsdale Scorpions in the Arizona Fall League...Served the previous two years managing Class-A Lansing...Was the Gulf Coast League (Rookie) Manager from 2015-2016, claiming the 2015 Northwest Division title...Spent 2014 as Rookie-level Bluefield's Hitting Coach...Spent 2003-2013 with the DSL team, starting as a coach before becoming manager.
- Signed with the Blue Jays as a Minor League player on July 2, 1998...Started his playing career in the DSL in 1999...Moved up to Rookie-level Medicine Hat in 2001 and played his final season in Class-A (short) Auburn in 2002.



HAYES, Drew – Pitching Coach

- Entering his fifth season with the organization and his second with Buffalo...Served as New Hampshire's Pitching Coach in 2023, Dunedin's Pitching Coach in 2022, and Dunedin's Development Coach in 2021...Previously worked at Trinity Christian Academy where he coached baseball and football while teaching English & Government...Resides in McKenzie, TN, with his wife, Mariah.
- The Vanderbilt University product, was drafted by the Reds in 2010 and played seven seasons in the organization, reaching the Majors for six appearances in 2016.



LONG, Ryan – Hitting Coach

- Heading into his second season in the Blue Jays organization...Spent the previous four seasons working for the Lotte Giants of the KBO based in Busan, South Korea...Prior to that, served as a hitting coach at various levels in the Pirates organization for 11 seasons...Also worked for the Royals for two seasons and began his coaching career with the White Sox in 2001.
- Selected out of High School in the 2nd round of the 1991 draft by the Royals and played professionally for 10 seasons...Appeared in six games for the Royals' big league club in 1997, picking up a pair of hits and a pair of RBI's...Grew up in the Houston area...Is married to his wife, Olivia, with whom he has a son named Easton.



CHO, Trevor – Assistant Hitting Coach

- Prior to joining the Blue Jays in 2025, Cho most recently served as the Field Manager and Hitting Coach of the Lakeshore Chinooks in the Northwoods League...Previously at the NCAA Division I level, Cho was a Graduate Assistant at Missouri State University for the 2022 and 2023 seasons... During the 2022 campaign, while assisting with the hitters, the Bears offense hit 110 home runs and advanced to the NCAA Tournament with a birth in the Stillwater Regional...For the 2021 and 2024 seasons, worked as an Assistant Coach with the hitters, outfielders, and base runners at Madison College...Each of those two seasons concluded with the WolfPack qualifying for the NJCAA Division 2 World Series in Enid, Oklahoma...His coaching career also included two years as a baseball coach and recruiting coordinator at STiKs Academy in Waukesha, Wisconsin.
- Prior to coaching, Cho played collegiate baseball at NCAA Division III UW-Whitewater (2018-19) and NCAA Division II St. Cloud State (2016-17)...Additionally, he played two seasons with the Rochester Redwings of the New York Collegiate Baseball League and one summer with the Chugiak Eagle-River Chinooks of the prestigious Alaska Baseball League...Graduated UW-Whitewater in 2020 with a degree in Communications...As a prep, was a four-year player at Homestead High School in Mequon, Wisconsin, where he earned First Team All-State as an infielder...The Highlanders finished runner-up in the 2014 WIAA Summer Baseball Division 1 Tournament.




SCHAEFFER, Chris – Position Coach

- The former catcher is in his first season as a Position Coach for the Bisons...Spent the 2024 season as the Bench Coach for the FCL Blue Jays...Spent the previous five seasons as a Position Coach, the last three of which came at the Double-A level with New Hampshire...Served for two years in the same role for Rookie-level Bluefield (2016-2017).
- The product of North Carolina State signed a Minor League deal with the Blue Jays in 2011 and played in Toronto's system for four years, reaching as high as Double-A in 2013, combining for a total of four home runs and 43 RBI across 103 career games.



LEAKE, Henry – Assistant Pitching Coach

- Henry Leake is entering his first season as the bullpen coach for Triple-A Buffalo...Leake was hired from Boston College, where he was the Director of Pitching Development since August 2023, after pitching there for two seasons...Prior to his time at Boston College, he pitched at Babson College for four years (2018-2021).



BIOGRAPHIES

LAST SEASON

HISTORY

RECORDS

OPPONENTS

PLAYER DEV.

MEDIA & MISC.

NEW HAMPSHIRE FISHER CATS

EASTERN LEAGUE (AA)



LAVALLEE, Brent – Manager

- Entering his first year as Manager in New Hampshire...Spent the previous three seasons as the Canadians Manager in Vancouver, which included a franchise-best 77-win campaign in 2023 (77-54) wherein Lavallee led the club to its fifth league championship (2011-13, 2017, 2023)...Served as a Manager for the first time in 2021 while with the FCL Blue Jays...Played at LSU Shreveport until 2009 and joined their coaching staff as a Graduate Assistant in 2010...Started as a full-time assistant in 2012 and was named the Head Coach in 2016...In three years, his teams produced with an overall record of 126-57 and claimed the last two conference championships.
- The North Delta, British Columbia, native played for LSU for five seasons, including a medical red-shirt campaign...Played a total of 200 games and earned 2009 1st Team All-Canada while runner up for Canadian College Baseball Player of the Year.

RECORD AS MANAGER	W-L	PCT
CAREER TOTALS	237-206	.535



MCGUIGGAN, Jake – Bench Coach

- Joined the Blue Jays during the 2018 season as an affiliate intern with Rookie-level Bluefield... There he developed a passion for Player Development and an interest in coaching, leading to the creation of the Development Coach role for the 2019 season...Spent the 2019 season on staff with Advanced-A Dunedin and spent four seasons as Development Coach with Triple-A Buffalo... Joined the Fisher Cats as Bench Coach prior to the 2024 campaign.
- Graduated from Harvard College in 2015 with a degree in Government...Played three seasons of independent baseball in the Can-Am League (2015) and Atlantic League (2016-2017).



BIBENS-DIRKX, Austin – Pitching Coach

- Entering his first season as the Fisher Cats Pitching Coach...Spent the prior two seasons on Vancouver's staff, including serving as the Canadians Pitching Coach in 2024...Spent the 2023 campaign as the C's Bullpen Coach after officially retiring as a player the previous January.
- The native of Salem, OR, was selected out of the University of Portland by the Seattle Mariners in the 16th round of the 2006 draft...Eventually reached the Majors for 37 games while with Texas in 2017 and 2018...Has also pitched in the Venezuelan Winter League, the Dominican Winter League, the Mexican League, and the Chinese Professional Baseball League.



HUCKABAY, Mitch – Hitting Coach

- Entering his third year in the organization, both as New Hampshire's Hitting Coach...Has made coaching stops at Sam Houston State University, Northeast Texas Community College, LSU - Shreveport, and Southern Arkansas University.
- Attended Southern Arkansas University where he obtained a Master's of Science in Kinesiology... Played two seasons at Northwestern State and one for Arkansas - Fort Smith.



CLEARY Jr., Delta – Position Coach

- Beginning his third year in the organization and his second as a Position Coach with the Fisher Cats...Spent the 2023 campaign as a Position Coach job at the complex...Has managed a collegiate summer league team and is the Director of Operations at Delta Cleary Baseball.
- Attended Louisiana State - Eunice and was drafted by the Rockies in 2008...Played Minor League baseball for Colorado and Washington, reaching as high as Triple-A in 2014...Suited up for three seasons of independent ball in the Atlantic League and spent a season each in the Mexican and Venezuelan Winter Leagues.



CAULFIELD, Thomas – Assistant Pitching Coach

- Thomas Caulfield is beginning his first season as the Assistant Pitching Coach at Double-A New Hampshire...Caulfield was most recently an Assistant Coach/Director of Pitching Analytics at Saint Mary's College of California...Prior to that role, Caulfield was a Coach at Starting Lineup Training Facility for almost five years and has been providing private pitching instruction for almost seven years...He also played professionally with the San Rafael Pacifics, Joliet Slammers, Great Falls Voyagers, Rocky Mountain Vibes, and Spire City Ghost Hounds...In his collegiate career, he spent two years at Skyline College, a year at Chicago State University, and a year at the University of San Francisco.



VANCOUVER CANADIANS

NORTHWEST LEAGUE (HIGH-A)



MAYORGA, Jose – Manager

- The 32-year-old from Pueblo Nuevo, Panama, is entering his first season at the helm of the Vancouver Canadians after doing so for the Dunedin Blue Jays in 2024 and managing the FCL squad for the previous two seasons...Served as Bench Coach for the FCL affiliate in 2021...Managed the DSL Blue Jays during the 2019 campaign...Coached with the Class-A (short) Vancouver Canadians in 2017 and 2018...Served as Bullpen Catcher for the Phillies in 2016.
- Signed by Philadelphia as a 17-year-old on April 8, 2010...Played in six Minor League seasons, reaching as high as Advanced-A Clearwater in 2015.

RECORD AS MANAGER	W-L	PCT
CAREER TOTALS	149-160	.482

VON ROEMER, Matt – Bench Coach

- Entering his seventh season with the organization and his first as Vancouver's Bench Coach...Served as the Bench Coach in Dunedin for the 2024 campaign after spending the prior two seasons in a coaching role for New Hampshire...Spent the 2020 and 2021 campaigns as Toronto's Technology Operations Coordinator...Joined the organization in 2019 as the Affiliate Intern for the Dunedin Blue Jays.
- Played multiple positions over four seasons at Kenyon College in Gambier, OH...Hit .362 with a .906 OPS across 107 contests while finishing 2nd all-time in program history with 211 hits...Graduated in 2018 with a B.A. in History with concentrations in Public Policy and Legal Studies.

YARDLEY, Eric – Bullpen Coach

- Entering his second season in the coaching ranks and his first as the C's Pitching Coach after serving as New Hampshire's Bullpen Coach in 2024.
- Was born and raised in Richland, Washington...Attended Seattle University where he earned a Bachelor of Arts in Humanities for Teaching degree with a minor in Mathematics...While in college, Eric pitched all four years for the baseball team and would eventually be inducted into the Seattle University Athletics Hall of Fame in 2019...After college, Eric was signed as an undrafted free agent by the San Diego Padres in 2013...He worked his way through the minor leagues before making his Major League debut on August 21, 2019...Throughout his professional career, Eric spent time in the Padres, Brewers, Cubs, Blue Jays, and Diamondbacks organizations.

WRIGHT, Ryan – Hitting Coach



- Made his Minor League coaching debut in 2021, in his current role, after his debut with Class-A Lansing was cancelled in 2020...Began his coaching career at Capital High School in Boise, ID, from 2015-2016...Was a Graduate Assistant at California State University Northridge in 2016...Joined the organization from Montana State University Billings where he was on staff since 2017...Served as the Hitting Coach & Recruiting Coordinator at MSUB...Has also managed the Spearfish Sasquatch Baseball Club in Spearfish, SD (2018-2019), and the Kelowna Falcons Baseball Club in Kelowna, BC (2019).
- Played collegiately at the University of Utah, Treasure Valley Community College, and Oklahoma City University.

STRIBRCKY, Petr – Position Coach

- Entering his eighth season with the Blue Jays and his first as Vancouver's Position Coach...Served in the same role for the Dunedin Blue Jays in 2024, and was the team's Development Coach the season prior...Spent the 2022 campaign as a Development Coach for the FCL squad...Spent the prior three seasons as the DSL Hitting Coach...After retiring as a player in 2010, moved to Portugal to serve as Director of the Portuguese Baseball Academy as well as the Director of Portuguese Coaches Certification Program from 2011-2018, where he created Government recognized nationwide Coaches Certification Program...Also served as a speaker at various clinics across Europe...Obtained his Masters Degree in Physical Education with a Master thesis in Baseball in 2011.
- Originally from Blansko, Czech Republic, played in his native country up to the National Team level representing his country at the U18 European Championship and University World Championship.

BAUTISTA, Robelin – Pitching Coach

- Taking on the role of Assistant Pitching Coach in Vancouver for the first season...Spent the previous two years as a Pitching Coach for the DSL Blue Jays...Started as a Player Development Intern with the organization in 2020 with the GCL squad and transitioned into a Development Coach for the 2021 season...Served as Assistant Short-Season, Player Development & Transitions for the 2022 campaign...Before joining the Blue Jays, worked as an intern at Perfect Game USA.
- Pitched one year at Independence Community College before transferring to Point Park University where he majored in Sports, Arts, and Entertainment Management.



BIOGRAPHIES

LAST SEASON

HISTORY

RECORDS

OPPONENTS

PLAYER DEV.

MEDIA & MISC.



DUNEDIN BLUE JAYS

FLORIDA STATE LEAGUE (SINGLE-A)



KIM, Gil – Manager

- The Philadelphia, PA, native is entering his first season at the helm of the Dunedin Blue Jays... Spent the last five seasons on the Major League staff, serving as the team's Field Coordinator for the last three years...Prior to his time on the staff, Kim served in the role of Director of Player Development for five seasons...Before coming over to the Blue Jays organization, he held numerous scouting roles for the Texas Rangers, including serving as the club's Director of International Scouting from 2014-15.
- Played at Middlebury College (Middlebury, VT) in 2002, and Vanderbilt University (Nashville, TN) from 2003-2005 before having a three-year pro career in the Netherlands, China, Spain, Venezuela, and Australia.

RECORD AS MANAGER	W-L	PCT
CAREER TOTALS	-	---



RIORDAN, Cory – Pitching Coach

- The 38-year-old is going into his third season as Dunedin's Pitching Coach...Had the same role with the FCL squad in 2022...Joined the organization in a coaching role in 2021 when he landed his current role of Pitching Coach...Spent the 2020 shutdown assisting with the club's pitch design framework.
- Drafted by the Colorado Rockies in the 6th Round of the 2007 MLB Draft out of Fordham University. He played in the Colorado organization (2007-2013), Salt River – AFL (2012), LG Twins – KBO (2014), Leones – VVL (2015-2016), Bridgeport – Atlantic (2015), DET organization (2016), Toros – DWL (2016-2018), Bridgeport – Atlantic (2017), Somerset – Atlantic (2018), and New Britain – Atlantic (2019).



KNIGHT, Nash – Hitting Coach

- Entering his second season in the coaching ranks - both as Dunedin's Hitting Coach - after enjoying an eight-year professional playing career from 2015-2022...Spent the majority of his playing days in the Blue Jays organization, suiting up for the GCL Blue Jays (2015), the Bluefield Blue Jays (2016), the Vancouver Canadians (2016), the Lansing Lugnuts (2017), the Dunedin Blue Jays (2017-18), the New Hampshire Fisher Cats (2018-19), and the Buffalo Bisons (2019, 2021)...Notably played all nine positions in a single game on Sept. 2, 2018 while with Dunedin.
- Originally from Denton, TX, Knight received his bachelor's degree in kinesiology from Dallas Baptist University in 2015 before turning pro...Played four collegiate seasons at Dallas Baptist from 2012-15, recording 43 extra-base hits and 91 RBI over 215 games.



STEPHENSON, Ashley – Position Coach

- The 2025 campaign is Ashley's first season with the Dunedin squad after spending the previous two years in the same role in Vancouver...Followed Jaime (Vieira) Lever as the second female coach in the organization...Coached with the Canadian Women's National Team since 2018, leading to a Bronze medal at the COPABE Women's Pan-American Championships in 2019, and was the first woman to manage the Women's National Team when Canada played against USA in Thunder Bay in 2022...Was also the first woman to coach in the Canadian Futures Showcase, hosted by the Blue Jays baseball academy in Ottawa in 2023...Made history in November 2023 as she became the first woman to capture Baseball Canada's Lionel Rühr Elite Coach of the Year Award...Stephenson was inducted into the Canadian Baseball Hall of Fame in June 2024.
- Was an original member of the Women's National Team in 2004 and played for 15 years...Won four Women's Baseball World Cup medals (three bronze, one silver), and a silver at the Pan American Games in 2015.



VIGIL, Rodrigo – Position Coach


- Vigil joins Dunedin for his first season as a Position Coach...Began his coaching career as a bench coach for the ACL Mariners in 2022 before returning to the Blue Jays system, where he spent the past two seasons as a rehab position coach.
- A former catcher, Vigil enjoyed an 11-year professional playing career...He spent 10 seasons in the Miami Marlins farm system before finishing with the Blue Jays in 2021, where he hit .275 in 34 games between Double-A New Hampshire and Triple-A Buffalo.



CÁCERES, Antonio Gonzalez – Assistant Pitching Coach

- Entering his first year at Dunedin after serving as the FCL team's Pitching Coach for the last three years...Was High-A Vancouver's Pitching Coach in 2021, after spending two seasons with Class-A Lansing (2018-2019), which followed seven years with Rookie-level Bluefield...Began his coaching career as the Pitching Coach with the Blue Jays of the Dominican Summer League in 2001...Led an Auburn club to a league lead in strikeouts and finished second in ERA in 2006...Returns for his 24th year coaching in the Blue Jays organization.
- Signed as a non-drafted free agent by the Blue Jays on February 2, 1995...Played four seasons in the minors (1995-1998), all within the Blue Jays' system.





FCL BLUE JAYS

FLORIDA COMPLEX LEAGUE (RK)



TAMARGO Jr., John – Manager

Short-Season Field Coordinator

- Tamargo Jr. will wear multiple hats for the 2025 season, serving as the FCL Manager while also entering his sixth year in the role of Short-Season Field Coordinator, in which he primarily works with the GCL and DSL affiliates, and focuses on team environment, competitive culture, team fundamentals, in-game strategies and base running...2025 marks his 16th season with the organization, having served as a Hitting Coach, Manager, Hitting Coordinator, and Latin American Field Coordinator...Also spent five years coaching within the Astros' system, from 2004-2008.
- Attended the University of Florida and played seven Minor League seasons with the Mets and Astros, reaching as high as Triple-A.

RECORD AS MANAGER	W-L	PCT
CAREER TOTALS	319-312	.506



FERMIN, Andy – Bench Coach

- Entering his first season as the FCL's Bench Coach after managing the team in 2024...Spent the prior two seasons managing the DSL Blue Jays...Enters his eighth season within the organization, coming off a Hitting Coach role with the DSL unit in 2021...Was slated as Hitting Coach for Vancouver for the cancelled 2020 season...Held the role of Position Coach for Double-A New Hampshire from 2017-2019.
- Had a seven-year playing career exclusively in the Blue Jays' Minor League system...Drafted in the 32nd round in 2010 out of Chipola College in Florida...Posted a .262 average in 338 Minor League games, appearing primarily as a second and third basemen...Won a Northwest League Championship while with Vancouver in 2013...His father, Felix, played mainly shortstop over 903 MLB games from 1987-1996 while with Pittsburgh, Cleveland, Seattle and Chicago (NL).



HERNANDEZ, Yoel – Pitching Coach

- Serving as the complex's Pitching Coach for the first time...Was Dunedin's Bulpen Coach for the previous two seasons...Became the DSL Blue Jays Pitching Coach in 2017 and spent five seasons in that role.
- Signed with the Philadelphia Phillies as an International Free Agent in 1998 out of Ciudad Bolivar, Venezuela...Played nine years of affiliated baseball and reached the Major Leagues with the Phillies in 2007...Following his MLB and MLB career, played in the Mexican League for eight years for Zulia and in the Venezuelan Winter League for Magallanes.



KENNEDY, Brett – Pitching Coach

- Brett Kennedy's new role as the Assistant Pitching Coach for the Florida Complex League Blue Jays will be the former right-hander's first career coaching job...Across his 10-year professional career, Kennedy spent time in the Padres, Red Sox, and Reds organizations, making a total of 11 MLB appearances (eight starts) between San Diego and Cincinnati, split between the 2018 and 2023 campaigns.



CAPLES, Jacob – Hitting Coach

- Entering his first season in the Blue Jays organization, serving as Hitting Coach for the FCL squad...Prior to joining the Blue Jays, spent nine seasons in college baseball including stops at Southern Arkansas University (2021-24), University of Arkansas at Little Rock (2018-2021), and University of Arkansas-Monticello (2015-2018). Additionally, he coached in the Cape Cod Baseball League in 2019 and 2022 for the YD Red Sox. Jacob received his bachelor's degree from West Texas A&M and his Master's Degree from the University of Arkansas at Monticello. Originally from New Caney, Texas, Jacob and his wife, Victoria, reside in the offseason in Floresville, Texas with their two daughters Elliot and Emersyn.



ELLIOTT, Paul – Hitting Coach

- Returning to Toronto's FCL squad for a fifth year after spending 2019 with Rookie-level Bluefield... Also served as Hitting Coach with the Gulf Coast League Blue Jays in 2018...Was a coach for the Australian National Team in the 2004 Olympics, 2006 World Baseball Classic, 2006 Intercontinental Cup, 2007 Baseball World Cup and 2009 World Baseball Classic...Joined the Blue Jays organization in 1996 as a coach for the Rookie-level Medicine Hat Blue Jays...Has coached in the Blue Jays' system since that time, including stops with Dunedin and New Hampshire.
- Played with the Australian Senior baseball team in Korea, Japan, the Philippines, Taiwan and Holland from 1984 to 1987.



HUDGENS, Dave – Hitting Coach

- Entering his first season as Hitting Coach for the FCL squad...Was a part of the Major League staff for five seasons from 2019-23, serving as the Bench Coach for three years and as Major League Hitting Strategist for another two...Began his coaching career in 1985 when he managed Rookie-level Pocatello in the Pioneer League (OAK)...Spent the next 30+ years in a variety of managing, coaching, and development roles between the Athletics, Astros, Indians, and Mets organizations before arriving in Toronto in 2019.
- Selected by the New York Mets in the 1st round of the January Draft in 1975, and was also selected in the 18th round by the Milwaukee Brewers in the 1977 June Amateur Draft...Spent six seasons playing in Oakland and Cleveland's systems, which included a six-game Major League stint with the Athletics in 1983.



SILVA, Luis – Position Coach

- Going into his third season in a coaching role and his first with the FCL team...Joined the Blue Jays in 2018 and has spent the past five seasons as a Rehab Position Player Coach.
- Raised and developed in baseball in Carora, Venezuela and played on the Venezuelan national team...Signed with the Texas Rangers in 2013 and played on their DSL team in 2014 and 2015 before reaching Double-A for the 2016 season.



KACHLER, Alex – Complex Pitching Coach & Special Projects

- Entering his second season in the Blue Jays organization, and the first year in the role of Complex Pitching Coach & Special Projects, assisting in the execution of the organization's development goals for each player...Began his coaching career in 2022 as a Performance Coach at Tread Athletics in Charlotte, NC, where he oversaw the training of over 200 athletes.
- Grew up in the Tampa Bay area and attended Strawberry Crest High School...Played Division III baseball at Methodist University in Fayetteville, NC, twice being named a Division III All American as a catcher, a 3-time team captain, and graduated with a degree in Industrial Systems Engineering...Following his career at Methodist, Alex took a graduate year at the University of North Florida, where he was the 2021 ASUN Player of the Year, and earned a Master's in Management...Finished up his playing career in 2021 with the New Jersey Jackals of the Frontier League.



TORONTO, BACK-TO-BACK HOME RUNS MORE THAN ONCE IN THE SAME GAME

6/19/2012	TOR 10 at MIL 9	Colby Rasmus/José Bautista/Edwin Encarnacion Colby Rasmus/José Bautista
7/22/2002	TOR 6 at BAL 3	Vernon Wells/Chris Woodward Carlos Delgado/Vernon Wells
4/20/2001	TOR 12 at KC 4	Raul Mondesi/Carlos Delgado Raul Mondesi/Carlos Delgado
8/17/2001	TOR 11 vs TEX 3	Jeff Frye/José Cruz, José Jr. Shannon Stewart/Carlos Delgado
7/30/1999	TOR 8 vs DET 2	Willie Greene/Shawn Green Carlos Delgado/Tony Fernandez

DSL BLUE JAYS - BLUE

DOMINICAN SUMMER LEAGUE (RK)



CANELLAS, Danny - Manager

- The 30-year-old is entering his second season at the helm of the DSL Blue Jays...Marks his sixth season with the organization...Was the Bench Coach for High-A Vancouver in 2023...Spent 2022 with Single-A Dunedin as a Position Coach...Served in the same capacity for Vancouver from 2019-2021.
- The former catcher and reliever played Rookie-level baseball for the Los Angeles Dodgers in 2014 and 2015...He also signed as a free agent with the Blue Jays on October 9, 2017 and was assigned to the Gulf Coast League, Lansing, and Dunedin at various parts during the 2018 season.

RECORD AS MANAGER	W-L	PCT
CAREER TOTALS	30-24	.556

BARRETO, Deiferson - Bench Coach

- Rejoins the DSL squad in a Bench Coach role after doing so in Vancouver last year...Was the Bench Coach for the DSL Blue Jays in 2023...Was a Position Coach with the Dominican squad for the previous two seasons...Started his coaching career in 2018 with Advanced-A Dunedin by assisting the coaching staff...In 2019, was assigned as Assistant Pitching Coach at the Toronto Blue Jays Dominican Academy...That July, he transitioned to the infield coach for the J2 signed players...In 2020, served as Infield Coach for the Dominican Academy and was instrumental in assisting the club with Venezuelan players who were unable to get home because of the pandemic.
- Signed with the Toronto Blue Jays as an international free agent in September of 2011...Played as an infielder in the Blue Jays system from 2012-2017, reaching as high as Triple-A Buffalo.

RAMOS, Victor - Pitching Coach

- Victor Ramos is entering his first season as the Pitching Coach for the Dominican Summer League Blue...Prior to this role, Ramos spent over five years in the Mets organization, originally joining as a Player Development Video Coordinator Intern in 2019, before spending time as a Pitching Coach for the Dominican Summer League Mets, Single-A Port St. Lucie, High-A Brooklyn, and as a Rover Pitching Coach stationed in Florida...He also served as General Manager/Pitching Coach for Puerto Rico at the 2018 23U Baseball World Cup, various different roles with Gigantes de Carolina, and Pitching Coach for Criollos de Caguas and Toros del Este, and Strategy Analyst Coach for Aguilas Cibaeñas...The former pro spent time in the Pirates, Cubs, and Red Sox organizations.

NANITA, Ricardo - Hitting Coach

- Entering his third year with the organization...Worked with the Twins' Dominican Summer League team as a Hitting Coach from 2019-2022.
- Drafted by the White Sox in the 14th round in 2003...Played in the minors for Chicago (2003-2008), Washington (2009), and Toronto (2010-2014)...Played five seasons in Mexico and two in Japan...Also won a World Baseball Classic Championship with Team Dominican Republic in 2013.

GONZALEZ, Brandon - Position Coach

- Brandon was born and raised in Miami, FL and is in his third year working within the Blue Jays organization...Prior to joining the Blue Jays, Brandon graduated with a Sports Administration degree and was a Project Manager at an electrical supply company for four years after graduating University...He started with Toronto as a Technology Assistant at the FCL Complex Level in his first year in 2023, then continued in a similar role at the Double-A level in New Hampshire in 2024...Serving as a Position Coach in 2025, working with the outfielders at the DSL Complex Level in Dominican Republic...In his free time, he enjoys spending time with Family and Friends back home.

FORTUNADO, Pepo - Position Coach

- Joined the Blue Jays' Dominican operation in 2016...Spent three seasons as a part-time coach before going full time from 2018 to the present.
- Born in Santo Domingo, DR, on January 17, 1994. Fortunado played professionally in the White Sox organization in 2010 before coaching in a variety of roles for Chicago's system...Also spent time as a part-time coach in the Twins organization before joining the Blue Jays.

NUNEZ, Juan - Assistant Pitching Coach

- Juan Nunez is returning to the Blue Jays organization, this time in a coaching capacity, starting his first season as the Assistant Pitching Coach for Dominican Summer League Blue squad...The former right-hander was signed out of the Dominican Republic by the Blue Jays in 2013, playing eight seasons in the system, reaching Double-A New Hampshire in each of the last three seasons (2022-24).



DSL BLUE JAYS - RED

DOMINICAN SUMMER LEAGUE (RK)



PONCE, Ashley – Manager

- Making his Managerial debut at the helm of the DSL Blue Jays (Red)...Going into his fourth season with the Blue Jays organization and his second with the DSL affiliate after serving as the Bench Coach in 2024...Was Position Coach with the FCL Blue Jays in 2023 after serving in the same role for Vancouver in 2022...After his playing career, coached teams for Panama for players age 10-18 years old...Has served as a Third Base Coach for the Federales de Chiriqui in 2019, 2021, and 2022...Lives in Chiriqui, Panama, with his family.
- Signed by the Mets as an international free agent and began his career in 2008 in the Venezuelan Summer League...The infielder played in seven total Minor League seasons within the New York (NL) and Pittsburgh systems, reaching as high as Advanced-A in 2013 and 2014...Also represented Panama in the 2013 World Baseball Classic Qualifiers.

RECORD AS MANAGER

W-L

PCT

CAREER TOTALS

FERRER, Jose – Bench Coach

- Taking on the role of Bench Coach for the DSL Red team for the first year while also serving as the Catching Coach, focusing on the development of catchers...After playing a pair of games with High-A Vancouver in 2024, transitioned to the coaching ranks with both the C's and the Fisher Cats in addition to working as a Rehab Coach at the Player Development Complex in Dunedin, FL.
- A native of Carora, Venezuela, Ferrer was originally signed by the Toronto Blue Jays on July 2, 2017...At the age of 17, joined the academy in the Dominican Republic as a right-handed hitting catcher and developed within the club's minor league system, spending time at every level of the organization over his six-year pro career.

MONSION, Rafael – Pitching Coach

- Taking on the role of Pitching Coach in the DSL in 2025 after spending the last two seasons as the team's Bullpen Coach...Was the DSL Blue Jays' Assistant Pitching Coach in 2023...Began his journey with the Blue Jays organization as a player in 2017 until 2022 Spring Training...Played independent baseball in Montana and New York in 2022.
- Raised and developed in baseball in Carora, Venezuela, and played on the Venezuelan national team...Signed with the Texas Rangers in 2013 and played on their DSL team in 2014 and 2015 before reaching Double-A for the 2016 season.

AZUAJE, Jesus – Hitting Coach

- Entering his second season in the Blue Jays organization, after serving as a position coach for the FCL squad in 2024...Served as an assistant coach with the State College Spikes of the MLB Draft League before coming over to the Blue Jays organization.
- Selected by the Phillies in the 25th round of the 2017 MLB Draft as an infielder out of Glendale Community College...Played professionally for a few years, spending time in both the Phillies and Rockies systems before a stint with the Billings Mustangs of the Pioneer League...Born in Binghamton, NY, but spent most of his childhood in Barquisimeto, Venezuela.

MATEO, Jose – Position Coach

- Began his coaching career in 1995 with the Padres and remained in the organization until 2011 in a multitude of roles, including Manager, coaching different position groups, and even oversaw a grounds crew, when he came to the Blue Jays as the DSL Catching coach...Has continued his coaching versatility with the DSL Blue Jays, and was manager for the DSL Champion squad in 2015...Has also served as Position Coach and Base Running and Outfield Coach for the DSL affiliate.
- Signed with the San Diego Padres as an International Free Agent in 1989 out of Santo Domingo, Dominican Republic...Played three seasons of professional baseball before.

MARTE, Ramon – Assistant Pitching Coach

- Joined the Blue Jays organization in 2011 as a driver and currently works as an Assistant Pitching Coach for the DSL squad (Red).
- Born on March 18, 1975 in the city of La Vega, DR...Began working in baseball in 1990 in the Pirates clubhouse...Founded the Liga De Baseball San Felipe in 1994, and is still its president and owner to this day...In 2014, Marte founded the Hermanos de Jesús Foundation, which is dedicated to helping children of fewer resources with education and comprehensive training through sports.



BIOGRAPHIES

LAST SEASON

HISTORY

RECORDS

OPPONENTS

PLAYER DEV.

MEDIA & MISC.



2025 MINOR LEAGUE PLAYERS

AS OF MARCH 1, 2025

NAME POSITION

Acuna, Samuel	RHS
Alcalde, Eliander	RHS
Amalfi, Alex	RHS
Aponte, Yhoangel	CF
Arce, Diego	C
Archila, Pascual	OF
Arias, Andres	OF
Arias, Victor	CF
Arnold, Bryce	2B
Arrieche, Esmeiquel	C
Bain, J.T.	SS
Barnes, Jacob	RHR
Barriera, Brandon	LHS
Barroso, Jeremy	RHR
Barry, Braden	OF
Bash, Andrew	RHR
Batista, Gilberto	RHS
Beckles, David	OF
Beltre, Manuel	SS
Bethancourt, Christian	C
Blanca, Wilmer	OF
Blanco, Kennew	IF
Bohrofen, Jace	RF
Bonds, Bo	RHR
Bonilla, Enmanuel	CF
Boyer, Ryan	RHR
Brock, TJ	RHR
Brooks, Robert	C
Brown, Dasan	CF
Brown, Devonte	RF
Bueno, Ismauri	RHS
Burnette, Jimmy	LHR
Campos, Renyel	C
Carter, Irv	RHR
Castro, Christopher	LHS
Castro, Gabriel	LHR
Cates, Austin	RHS
Cerezo, Cesar	LHP
Chirinos, Kendry	IF
Churchill, Ian	LHR
Clarke, Phil	C
Coffey, Cutter	IF
Coleman, Javen	LHS
Colmenares, Samuel	RHS
Cooke, Connor	RHR
Cordero, Wilfredo	RHR
Coronado, Elaineiker	IF
Crespo, Yeicer	C
Cunningham, Carter	OF
Dallas, Chad	RHS
De Jesus, Alex	3B
De La Rosa, Marcos	SS
De Los Santos, Anthony	RHR
Deschamps, Nicolas	C

Dominguez, Daniel	OF
Dominguez, Diego	RHR
Dominguez, Michael	RHS
Doughty, Cade	2B
Duran, Edward	C
Eshleman, Jack	RHS
Espiritu, Victor	RHS
Estrada, Lazaro	RHS
Etienne, Androu	RHP
Felipe, Luis	OF
Feliz, Cristian	OF
Fernandez, Jose	SS
Fisher, Braydon	RHR
Flores, Eminen	RHS
Flores, Rafael	SS
Fluharty, Mason	LHR
Flynn, Bennett	RHR
Fraze, Nick	RHS
Freethy, J.R.	2B
Gallagher, Pat	RHR
Gallardo, Richard	RHS
Gallegos, Edgar	RHR
Garcia, Carlos	C
Garkow, Nate	RHR
Garrett, Amir	LHR
Gaxiola, Aldo	IF
Gilliland, Hayden	C
Gomez, Ivan	C
Gonzalez, Eduar	LHS
Gonzalez, Jorge	RHP
Goodwin, Nick	SS
Gowdy, Kevin	RHR
Gregg, Owen	SS
Gregory, Hunter	RHR
Guerra, Daniel	RHS
Guthrie, Troy	RHS
Guzman, Angel	SS
Guzman, David	CF
Harrison, Devereaux	RHS
Harry, Jay	IF
Hechavarria, Silvano	RHS
Hernandez, Alexis	OF
Hernandez, David	RHP
Hewitt, Logan	RHR
Holcombe, Colby	RHS
Hornung, Jackson	C
Huntzinger, Jerry	RHR
Jemison, Drew	3B
Jennings, Ryan	RHS
Joseph, Jean	CF
Juenger, Hayden	RHR
Kasevich, Josh	SS
Kelly, Justin	RHS
Keys, Sean	IF
King, Johnny	LHS
Kloffenstein, Adam	RHS

BIOGRAPHIES

LAST SEASON

HISTORY

RECORDS

OPPONENTS

PLAYER DEV.

MEDIA & MISC.



Larkin, Conor	RHR
LaRue, Nate	C
Lauer, Eric	LHS
Lavallee, Johnathan	RHR
Licourt, Yorman	OF
Lojewski, Jacob	UTIL
Loreto, Josue	RHR
Lovelady, Richard	LHR
Marcelin, Orlando	LHP
Maroudis, Landen	RHS
Martin, Colby	RHR
Martinez, Danny	LHR
Martinez, Gabriel	CF
Martinez, Ire	LHP
McAdoo, Charles	3B
McCarty, Ryan	SS
McElvain, Chris	RHS
Medina, Johandi	RHS
Messina, Carson	RHS
Meza, Luis	C
Micheletti Jr., Eddie	OF
Milacki, Bobby	RHR
Minoso, Maykel	C
Miranda, Kevin	RHS
Mracna, Christian	RHR
Munoz, Yeuni	OF
Munson, Aaron	RHS
Nimmala, Arjun	SS
Nunez, Rainer	1B
O'Halloran, Connor	LHS
Olivo, Carlos	RHS
Omosako, Sann	RHS
Orf, Brennan	OF
Ortiz, Julio	RHR
Palmegiani, Damiano	3B
Pantoja, Miguel	RHP
Pardinho, Eric	RHR
Parker, Aaron	C
Paulino, Eddinson	IF
Perez, Fernando	RHS
Perez, Raduan	RHP
Perry, Nolan	RHS
Peterson, Kai	LHS
Pierce, Carson	RHR
Pietermella, Keegan	C
Pinango, Yohendrick	OF
Pinto, Adrian	2B
Polanco, Cristopher	IF
Powell, Peyton	UTIL
Quinones, Luis	RHR
Ramon, Dariel	SS
Reyes, Elian	OF
Reyes, Endry	IF
Rivera, Josh	SS
Rivero, Angel	RHS
Robertson, Will	OF
Roden, Alan	OF
Rogers, Grant	RHS
Rojas, Franklin	C
Rojas, Kendry	LHS

Rojas, Yondrei	RHS
Rosas, Juan	C
Rudd, Jaden	OF
Salinas, Roque	OF
Sánchez, Ali	C
Sanchez, J.J.	LHR
Sanchez, Juan	IF
Sanchez, Rafael	RHS
Santos, Dahian	RHS
Sauer, Kelena	RHR
Schreck, RJ	OF
Schueler, Jay	RHR
Schultz, Paxton	RHS
Severino, Lluveres	RHS
Sharp, Jacob	C
Shaw, Sam	2B
Simon, Johan	LHR
Smith, Gavin	SS
Sosa, Andres	C
Soto, Juarlin	SS
Soto, Randy	C
Stanifer, Gage	RHS
Stefanic, Michael	IF
Stephen, Khal	RHS
Stone, Alex	C
Straw, Myles	OF
Suarez, Ramon	LHR
Tejada, Railin	OF
Theodore, Marcelino	RHP
Thurman, Grayson	RHR
Tibbitts, Brock	C
Tiedemann, Ricky	LHS
Tirota, Riley	IF
Todd, Jonathan	RHR
Tolhurst, Anders	RHR
Toman, Tucker	SS
Torres, Luis	LHS
Tucent, Pedro	RHS
Turconi, Michael	IF
Urbabaez, Geison	RHR
Urena, Franly	RHR
Valencia, Edward	OF
Valiente, Alex	RHP
Van Eyk, C.J.	RHS
Vasquez, Juanmi	LHR
Vergara, Nicolas	OF
Wallace, Trenton	LHS
Ward, Je'Von	OF
Watson, Ryan	RHS
Watts-Brown, Juaron	RHS
Wentworth, Jackson	RHS
Wetzel, Jacob	OF
Whatley, Matt	C
Wilkerson, Holden	RHS
Williams, Peyton	1B
Yarbrough, Ryan	LHR
Yeager, Chay	RHR
Yesavage, Trey	RHS

BIOGRAPHIES

LAST SEASON

HISTORY

RECORDS

OPPONENTS

PLAYER DEV.

MEDIA & MISC.



2024 FIRST-YEAR PLAYER DRAFT

RD	PICK	PLAYER	SCHOOL	CITY	BIRTHDATE	POS	B	T	HT	WT	SCOUT
1	20	Yesavage, Trey	East Carolina U	Greenville	2003-07-28	RHS	R	R	76	220	Coulson Barbiche
2	59	Stephen, Khal	Mississippi St U	Starkville	2002-12-21	RHS	R	R	76	215	Don Norris
3	95	King, Johnny	Naples HS	Naples	2006-07-26	LHS	L	L	74	210	Adrian Casanova
4	125	Keys, Sean	Bucknell U	Lewisburg	2003-05-26	3B	L	R	74	225	Tom Burns
4-C	136	Mitchell, Nick	Indiana U	Bloomington	2003-09-03	OF	L	R	70	180	Matt Huck
5	158	Wentworth, Jackson	Kansas St U	Manhattan	2002-08-08	RHS	R	R	73	217	Wes Penick
6	187	Parker, Aaron	UC Santa Barbara	Santa Barbara	2003-01-17	C	R	R	68	205	Bud Smith
7	217	Cates, Austin	U Nevada Las Vegas	Las Vegas	2003-05-20	RHS	L	R	72	204	Adam Arnold
8	247	Micheletti, Eddie	Virginia Tech U	Blacksburg	2001-12-29	OF	L	R	73	200	Coulson Barbiche
9	277	Holcombe, Colby	Mississippi St U	Starkville	2002-12-12	RHS	R	R	77	235	Don Norris
10	307	Cunningham, Carter	East Carolina U	Greenville	2000-11-06	OF	L	R	75	211	Coulson Barbiche
11	337	Guthrie, Troy	Parrish Community HS	Parrish	2005-11-03	RHS	R	R	75	195	Matt O'Brien
12	367	Messina, Carson	Summerville HS	Summerville	2006-04-15	RHS	R	R	75	215	Austin Upshaw
13	397	Tibbitts, Brock	Indiana U	Bloomington	2002-10-04	C	R	R	76	215	Matt Huck
14	427	Freethy, JR	U Nevada Reno	Reno	2002-12-23	2B	B	R	71	185	Ryan Leake
15	457	Todd, Jonathan	Western Carolina U	Cullowhee	2001-08-21	RHR	L	R	78	225	Nate Murrie
16	487	Martin, Colby	Southeastern U	Lakeland	2001-04-02	RHR	R	R	71	195	Matt O'Brien
17	517	Smith, Gavin	Valley Christian HS	Chandler	2005-11-27	SS	R	R	74	180	Adam Arnold
18	547	Wilkerson, Holden	Virginia Military Institute	Lexington	2003-06-07	RHS	R	R	75	195	Coulson Barbiche
19	577	Terrell, Dmarion	Thompson HS	Alabaster	2006-02-10	1B	L	L	75	210	Don Norris
20	607	Grudzielanek, Bryce	U Southern California	Los Angeles	2003-06-04	SS	R	R	75	185	Bud Smith
NDAF		Powell, Peyton	U Texas Austin	Austin	2000-09-01	3B	L	R	73	185	Steve Riha
NDAF		Stone, Alex	Duke U	Durham	2001-11-03	C	R	R	76	227	Coulson Barbiche
NDAF		Coleman, Javen	Louisiana St U	Baton Rouge	2001-12-03	LHS	L	L	73	205	Steve Riha
NDAF		Gregg, Owen	Appley Col	Oakville	2006-12-30	SS	R	R	72	180	Pat Griffin
NDAF		Schueler, Jay	Lakeland	Lakeland	2001-06-05	RHP	R	R	75	195	Matt O'Brien
NDAF		Hewitt, Logan	Sam Houston St U	Huntsville	2001-10-09	RHP	R	R	71	175	Steve Riha
NDAF		Gilliland, Hayden	Tennessee Tech U	Cookeville	2001-10-29	C	L	R	71	195	Nate Murrie
NDAF		Mracna, Christian	U Georgia	Athens	2000-06-09	RHP	R	R	77	225	Austin Upshaw
NDAF		Lojewski, Jacob	Florida Gulf Coast U	Fort Myers	2001-11-16	SS	R	R	70	185	Adrian Casanova
NDAF		Flynn, Bennett	U Notre Dame	South Bend	2001-05-29	RHP	R	R	73	175	Matt Huck
NDAF		Eshleman, Jack	Hamilton Col	Clinton	2003-10-13	RHP	R	R	74	185	Peter Holmes

Players in bold were signed by the club
 **Indicates player is Canadian

2024 INTERNATIONAL SIGNINGS

PLAYER	POS	B	T	COUNTRY	BIRTHDATE	SCOUT	SUPERVISOR
Coronado, Elaineiker	SS	L	R	Venezuela	10/04/2007	Alirio Ledezma	Jose Contreras
Polanco, Cristopher	SS	L	R	Dominican Republic	01/03/2008	Jose Natera	Luis Natera
Sanchez, Juan	SS	R	R	Dominican Republic	09/27/2007	Jose Natera	Luis Natera
Garcia, Carlos	C	L	R	Mexico	03/19/2007	Aaron Acosta	Aaron Acosta
Campos, Remyel	C	L	R	Venezuela	06/08/2007	Alirio Ledezma	Francisco Plasencia
Crespo, Yeicer	C	R	R	Venezuela	11/28/2007	Francisco Plasencia	Jose Contreras
Reyes, Elian	OF	L	R	Dominican Republic	07/30/2008	Jhoan Gomez	Luis Natera
Blanco, Kennew	SS	R	R	Venezuela	06/21/2006	Francisco Plasencia	Jose Contreras
Dominguez, Daniel	CF	R	R	Venezuela	01/22/2008	Francisco Plasencia	Jose Contreras
Felipe, Luis	OF	R	R	Dominican Republic	11/27/2006	Jose Natera	Luis Natera
Pieterella, Kegan	C	B	R	Netherlands	09/07/2007	Boris Rothermundt	Harry Einbinder
Perez, Raduan	RHP	R	R	Venezuela	08/26/2008	Miguel Leal	Jose Contreras
Valiente, Alexander	RHP	R	R	Cuba	10/20/2002	Tyler Baldwin	Lorenzo Perez
Vergara, Nicolas	OF	L	R	Panama	12/04/2007	Alexis Zapata	Francisco Plasencia
Theodore, Marcelino	RHP	R	R	Haiti	10/12/2006	Jose Natera	Luis Natera
Marcelin, Orlando	LHP	L	L	Haiti	07/13/2007	Matt McCue	Harry Einbinder
Hernandez, David	RHP	R	R	Dominican Republic	08/31/2005	Enmanuel Rojo	Luis Natera
Etienne, Androu	RHP	R	R	Haiti	10/26/2006	Enmanuel Rojo	Luis Natera
Pantoja, Miguel	RHP	R	R	Mexico	01/14/2008	Aaron Acosta	Aaron Acosta
Arce, Diego	C	R	R	Mexico	10/29/2007	Aaron Acosta	Aaron Acosta
Cerezo, Cesar	LHP	L	L	Venezuela	05/29/2008	Miguel Leal	Jose Contreras
Martinez, Ire	LHP	L	L	Venezuela	02/24/2008	Miguel Leal	Jose Contreras
Gonzalez, Jorge	RHP	R	R	Dominican Republic	04/21/2006	Jose Natera	Luis Natera





MEDIA & MISCELLANEOUS

DAN SHULMAN

TORONTO BLUE JAYS™

MEDIA SERVICES

**TORONTO BLUE JAYS BASEBALL MEDIA
ROGERS CENTRE
ONE BLUE JAYS WAY, SUITE 3200
TORONTO, ONTARIO M5V 1J1
OFFICE: (416) 341-1301/1302/1303**

CREDENTIALS: To obtain media credentials to cover Toronto Blue Jays 2025 home games, please log on to <http://credentials.mlb.com>. Credential requests for individual games must be submitted at least 24 hours in advance of the requested game date, subject to the discretion of the Toronto Blue Jays.

We will respond to your request as soon as possible. If you are not contacted by someone from our office, please email at least one day in advance, to confirm that you have credentials before arriving at the ballpark.

Credentials will be issued only to members of the working media 18 years of age and older. No spouses, guests or children of members of the media will be issued passes.

Media passes are not transferable. Media passes must be visible at all times and will be checked by stadium security.

Any violation of these guidelines will result in immediate revocation of the credential and future access. Only credentials issued by the Toronto Blue Jays, Major League Baseball or the BBWAA will be honoured.

SEASON CREDENTIAL APPLICATIONS: The Blue Jays will issue full-season credentials to those media members who cover the club on a regular basis throughout the season. Media will be asked to submit their requests for Blue Jays season media credentials through the MLB credential system under Toronto Blue Jays 2025 Season Credentials (RC only). All requests for season credentials must be submitted by March 20, 2025.

CREDENTIAL PICKUP: Members of the media can pick up approved daily credentials inside Gate 13 at Rogers Centre, photo identification is required. The media centre is located on the 300 level towards left field; the radio broadcast booths are located on the 300 level behind home plate while the TV broadcast booths are located on the 400 level behind home plate. Press Gate opens four hours prior to game time.

CLUBHOUSE ACCESS: The clubhouse is open to media with proper credentials for working purposes 3.5 hours prior to each game and closes at the start of batting practice; cameras are not permitted inside the clubhouse pregame. The clubhouse will re-open no later than 10 minutes following the final out of each game. Access to the visiting clubhouse is subject to the visiting club's guidelines.

FIELD ACCESS: Only credentialed media with field access will be allowed onto the field prior to the game. No media will be allowed in fair territory or beyond the first and third base bags. All non-uniformed personnel must clear the field at the conclusion of visitors batting practice unless that individual has credentials expressly for in-game field privileges (photo passes, pre-game ceremonies, etc.).

LIVE TRANSMISSIONS: Television and radio stations not holding broadcast rights for Blue Jays games will be allowed to transmit live reports prior to and after Blue Jays games. All live television shots are to be conducted from the field; no live shots are permitted from the clubhouses. No live transmissions inside the stadium by non-rights holders are permitted while the rights holders are on the air or the game is in progress. Radio stations are permitted to provide "scene setters" and score updates between innings but these reports may not continue once an inning is underway. Any violations of these policies will result in revocation of credentials.

AUTOGRAPHS: No member of the media may use their access to solicit autographs or equipment from players or staff of either participating team. Any autograph needs should be directed to the Communications Department. Failure to do so will result in the revocation of credential privileges and forfeiture of any items obtained.

NOTES & STATISTICS: Game information is available in the media centre two hours prior to first pitch; the information is also available at www.mlbpressbox.com and www.bluejays-spressbox.com.

MEDIA GUIDES: Media Guides are available upon request in the baseball media centre. As well, all MLB club media guides are available at www.mlbpressbox.com.

POST GAME PROCEDURES: Manager John Schneider will be available to the media immediately after the game in the Media Conference room adjacent to the Blue Jays clubhouse. Postgame interviews with the manager and players should be related to game comments.

FREELANCE: The Toronto Blue Jays do not credential freelance writers or photographers.

An exception can be made if, and only if, the writer or photographer is on assignment with a specific news organization, and all photographs taken are to be used for newsgathering purposes or official licensed products. It is the responsibility of the requesting affiliation to confirm receipt, and subsequent approval/denial of access to the game requested.

PHOTO CREDENTIALS: Credentials will be issued to those photographers on assignment for legitimate newsgathering organizations and those representatives of companies licensed by Major League Baseball.

INTERNET MEDIA/WEBSITES: Due to the growth of online services and our limited number of press box seats, the Blue Jays will only issue daily credentials to those websites affiliated with a recognized news gathering organization.

LOST CREDENTIALS: Those members of the media who lose their Blue Jays Credential will be asked to make a \$50 donation to the Jays Care Foundation prior to being issued a replacement credential.

INTERNET CONNECTION: We are pleased to offer both wireless and hard wire internet connections in the media centre and wireless connection in the photo dugouts. Please contact a member of the Communications Department for assistance.

MEDIA DINING: Located on the 300 Level of the Media Centre, there are various options and price-points for media meals; options will be available onsite for each game. Media dining is open 2.5 hours prior to first pitch to accredited members of the media.

MAJOR LEAGUE BASEBALL DRESS GUIDELINES: Clothing should be appropriate for a business casual work environment. No clothing bearing offensive, disrespectful or inappropriate messages and no ripped jeans are permitted. Clothing bearing MLB club logos should not be worn in press areas.



2025 REGULAR SEASON CLUB/MEDIA REGULATIONS

The following are Major League Baseball's regulations for Club/Media Relations. They are to be observed by all parties:

1. All accredited press, radio and TV representatives shall have pre-game access to the clubhouse from three hours and 30 minutes prior to game time until one hour prior to game time, except that: (a) the media shall not have access to the clubhouse when the club is on the field for batting practice; and (b) the media may not return to the home clubhouse once the home club has taken batting practice. No club may provide pre-game access prior to three hours and 30 minutes prior to game time. The media shall have access (outside of the clubhouse) to the home club's manager, players or coaches after home batting practice to discuss developments (such as lineup changes, injuries, and workouts) that occur after the clubhouse closes.
2. Absent unusual circumstances that require a team meeting immediately following a game, the working media shall have access to both clubhouses no later than 10 minutes following the final out of each game (including doubleheaders and day/night split admission games). When such unusual circumstances exist, and such instances are expected to be rare, the working media shall have access to the clubhouse no later than 20 minutes following the final out of the game. The Commissioner's Office reserves the right to require access to the clubhouse 10 minutes following the final out of all games if the "team meeting" exception is abused.
3. The working media's access following a game shall be for a period no longer than one hour unless reasonable access to players is not provided during that time; provided, however, that card-carrying members of the Baseball Writers Association of America ("BBWAA") will have unlimited access after the post-game opening of the clubhouse. If reasonable access is not provided, the clubhouse must remain open. Members of the media, other than BBWAA members, may make arrangements with the club PR Director for extended access.
4. Media credentials are not transferable.
5. Clubhouses, the dugouts and the field are off-limits except to appropriate club, Commissioner's Office personnel and media bearing appropriate credentials. Club credentials are not to be issued to unauthorized personnel. The Commissioner's Office reserves the right to revoke inappropriately issued credentials.
6. Players will be available to the media before and after games for interviews. These periods should not be limited except for the pre-game period described in #1 above, and the post-game period described in #2 above. Upon request by the media, players who had key roles in the first game of a doubleheader are to be made available for a time between games.
7. The trainer's room and players' lounge are off-limits to the media, but each club controls these areas, and it is vital these areas not be used as a sanctuary for players seeking to avoid the media. It is very important to our game that ALL players are available to the media for reasonable periods and it is the player's responsibility to cooperate.
8. Ropes or other restraining barriers are not permitted to bar the media.
9. A general code is to be observed by the media so uniformed personnel may do their work unimpeded. Media are to be allowed in foul territory, in an unrestricted manner, in an area that is to be not less than the territory between first and third bases, and which territory includes the area around the batting cage, except the dirt area around the batting cage.

10. Under no circumstances shall any club discriminate in any fashion against an accredited member of the media based upon race, creed, sex or national origin.

11. Physical abuse or threats directed to members of the media (and/or official scorers) by baseball personnel will not be tolerated. Disciplinary action, including fines and suspensions, will be considered in any cases that arise.

12. Visitors in the clubhouse, including accredited media members, should conduct themselves in a professional manner. There shall be no seeking of autographs, no touching or removing of equipment or personal items from lockers, and no sampling of players' food spreads. Clubhouses are work places. Clubhouse business should be conducted as expeditiously as possible with a minimum of disruption of regular game routines. Members of the media should not excessively linger in the clubhouse when not interviewing players. Members of the media who violate the code of conduct set forth in this paragraph shall be subject to sanctions, including the loss of their accreditation as provided for in paragraph 17 below.

While in the clubhouse, members of the media are expected to be doing business. Members of the media are expected to conduct themselves in a professional manner and to respect the privileges and environment of restricted areas and working press areas at all times. Any media member in violation of this conduct policy is subject to revocation of his or her privileges and may be subject to immediate ejection.

13. Live TV and/or radio interviews with uniformed personnel during the course of a game are not authorized or permitted, nor is attaching a microphone to any uniformed personnel permitted without approval from the Commissioner's Office. Microphones may not be placed in or adjacent to dugouts and/or bullpens in a manner that will allow uniformed personnel's remarks or conversations to be overheard during the course of a game without the prior approval of the Commissioner's Office.

14. Live telephone interviews are not allowed from the clubhouse or the field without prior approval of the club. Devices with digital photography capabilities are prohibited.

15. Telephones from both dugouts to the press box are to be maintained in working order for the purpose of providing information regarding special circumstances to the media during the course of a game. Explanations of injuries should be made as soon as possible (to both the media and fans in the stadium).

16. Any club whose personnel violate these regulations will be disciplined. Any member of the media who violates these regulations will lose his or her accreditation.

17. BBWAA members are not required to sign in for clubhouse or other restricted area access but may be logged in by club personnel, subject to individual club policies. Other accredited media may be required to sign in for clubhouse access, subject to individual club policies

BIOGRAPHIES

LAST SEASON

HISTORY

RECORDS

OPPONENTS

PLAYER DEV.

MEDIA & MISC.





BUCK MARTINEZ ANALYST

Buck Martinez returns for a 16th season in the broadcast booth after returning to the Blue Jays for the first time since managing the club in 2002. The 76-year-old brings with him 58 years of baseball experience, including 20 years as a player, 43 years in broadcasting, and two as a manager. Beginning in 1967 when he was signed by the Philadelphia Phillies, Martinez spent 20 years as a catcher in professional baseball with the Kansas City Royals, Milwaukee Brewers and his final six seasons with the Blue Jays. He appeared in the postseason with Kansas City in 1976, batting .333 in the five-game ALCS against the New York Yankees. Has written three books about his experiences with the Blue Jays, "From Worst to First" (1985), "The Last Out" (1986), and "Change-up" (2016). Among his 14 seasons associated with the Blue Jays, he served as manager for Toronto in 2001 and part of the 2002 season, compiling a 100-115 record. In 2006, he managed the United States team in the inaugural World Baseball Classic. He then took part in the next four WBC's as a colour commentator. Martinez' first experience with broadcasting came in 1982 when he covered the American League Championship Series, the World Series and the All-Star Game for the Telemundo Radio Network. His television broadcast career began in 1987 as a colour commentator for the Toronto Blue Jays on TSN. He began his work with ESPN radio and television in 1992, and in 1995, Martinez was awarded a Sports EMMY Award for his work on ESPN's coverage of Cal Ripken's 2,131st consecutive game. He worked as a television analyst for the Baltimore Orioles from 2003-2009, for which he won another EMMY, and has also served as a co-host of XM Radio's Baseball This Morning show on the MLB Home Plate channel. Martinez contributed colour commentary for Sunday afternoon games on TBS, as well as for the network's postseason coverage. Most recently, he has worked the All-Star game and the World Series over the last five seasons for MLB International and did so again this past fall. In 2020, he took over as President of the Baseball Assistance Team (B.A.T.), which is dedicated to confidentially assisting members of the baseball family. In 2022, he was nominated for the Curt Flood Award, given annually to a former player who has demonstrated a selfless, longtime devotion to the Players Association and advancement of players' rights. In 2023, Martinez was named the winner of the Canadian Baseball Hall of Fame and Museum's Jack Graney Award, presented annually to a representative of the media who has made a significant contribution to the game of baseball in Canada. A California native, Martinez attended Sacramento City College, Sacramento State University, and Central Missouri State University. He and his wife, Arlene, have been married for 49 years and now reside in New Port Richey, FL. They have one son, Casey, a 47th round pick by Toronto in the 2000 First-Year Player Draft, who is married to Jennifer and has three daughters, Zoe, Lara, and Genevieve.



DAN SHULMAN PLAY-BY-PLAY ANNOUNCER

Dan Shulman is in his second stint in the Blue Jays broadcast booth, having returned in 2016 after a 15-year absence. The Toronto native began his broadcasting career locally in 1990 at CKBB in Barrie before moving to the FAN 1430 (now Sportsnet 590 The FAN) in 1991, where he hosted a number of shows, including Prime Time Sports, The Major League Report, and Baseball Today. He began serving as the Blue Jays' play-by-play commentator in 1995 alongside current Blue Jays announcer, Buck Martinez. Following his departure from Toronto's broadcast booth in 2001, he joined ESPN full-time after having worked for the network part-time beginning in 1995. The graduate of Western University was the voice of Wednesday Night Baseball (2002-2007), Monday Night Baseball (2008-2010), and served as ESPN's Sunday Night Baseball play-by-play announcer from 2011-2017. In addition, Shulman called ESPN Radio's MLB postseason from 1998 through 2022, including the World Series from 2011-2022. He has been a play-by-play voice for NCAA basketball for ESPN since 1995, including the network's signature Saturday Primetime games since 2007. Shulman has also covered three Olympics, calling hockey in Lillehammer, Norway in 1994, and basketball for the Tokyo games in 2021 and the Paris Olympics in 2024. Shulman has received many honours and accolades for his work, including being named the 2011 NSMA National Sportscaster of the Year in the US. He was the first two-time winner of the Sports Media Canada Broadcaster of the Year award (2000, 2007). Shulman was named the winner of the Canadian Baseball Hall of Fame's Jack Graney Award in 2020, won the Canadian Screen Award as best play-by-play announcer in 2022, and is a two-time finalist for the National Baseball Hall of Fame's Ford C. Frick Award.



JAMIE CAMPBELL HOST, BLUE JAYS CENTRAL

Jamie Campbell got his start in sports broadcasting at CBC Sports in 1987. He was a sports anchor at CBC Edmonton from 1993 to 1997 before moving on to CJOH Ottawa for a year. In 1998, he became one of Sportsnet's original broadcasters and co-hosted the first edition of Sportscentral (now Sportsnet Central). He's hosted coverage of the Grey Cup, Super Bowl, NHL Draft, MLB All-Star Game, and MLB post-season. He called play-by-play for the Toronto Phantoms of the Arena Football League from 2002 to 2003, the CFL on Sportsnet in 2004, and was the play-by-play voice of the Toronto Blue Jays from 2005 to 2009. In 2010, at the Olympic Winter Games in Vancouver, millions of Canadians were watching when Campbell announced the country's historic first gold medal won in Canada by Alexandre Bilodeau. He also called the play-by-play for cycling at the London Olympics in 2012. Campbell has been part of the Blue Jays' broadcast team since 2005 and is in his 15th season as host of Blue Jays Central.





JOE SIDDALL ANALYST

Entering his 12th season with Sportsnet, Joe Siddall was a member of the Blue Jays radio team for four years before moving to television in 2018 as an analyst on Blue Jays Central alongside Jamie Campbell. For the third straight year, Siddall will split the upcoming season between the broadcast booth and Blue Jays Central. He previously spent time assisting the Detroit Tigers with batting practice for home games. Signed as a free agent by the Montreal Expos in 1987, Siddall played 13 years professionally as a catcher with Expos, Marlins, Tigers, and Red Sox (1988-2000), spending parts of four seasons in the Major Leagues with Montreal (1983, 1995), Florida, (1996), and Detroit (1998). He hit his lone Major League home run on August 7, 1998 off Seattle LHP Jeff Fassero at Tiger Stadium in Detroit. Born and raised in Windsor, Siddall attended Assumption High School before accepting a football scholarship to Central Michigan University as a quarterback. Joe and his wife (Dr. Tamara Siddall) have four children - Brooke, Brett, Mackenzie, and Kevin (deceased). They are also the proud grandparents of Reese & Layla.



BEN SHULMAN PLAY-BY-PLAY ANNOUNCER

Ben Shulman enters his second season as a full-time member of the Blue Jays broadcast team. Ben made his Blue Jays debut in 2022, doing play-by-play on a handful of games, then saw that role grow in 2023, when he called 30 games for the Sportsnet Radio Network and was also a part of the pre and postgame shows for 60 others. Ben previously did play-by-play for the Fort Wayne TinCaps (Padres High-A) in 2022, the Chatham Anglers of the Cape Cod Baseball League in 2021, and the Barrie Baycats of the Intercounty Baseball League in both 2018 and 2019. In the offseason, Ben has called Raptors 905 games on both radio and television the last two seasons. In addition, Ben called Little League World Series regionals for ESPN in 2022, has called college football and college basketball for the ACC Network, the SEC Network and ESPN+, and has called Canada Basketball games for both the men's and women's teams for Sportsnet. Ben is a graduate of Syracuse University's Newhouse School. While at Syracuse, Ben called numerous sports, including football, basketball, hockey, field hockey, lacrosse and soccer.



CHRIS LEROUX ANALYST

Chris Leroux is beginning his second full season as colour analyst and his fifth in broadcasting. Beginning in 2018, he worked on the pre-game and post-game shows along with being a part-time colour analyst. Leroux spent 12 seasons in professional baseball while also playing a season in Japan. He spent parts of six seasons in the Major Leagues with the Marlins, Pirates, and Yankees from 2009-14. He was also a fixture with the Canadian National Team, playing in three World Baseball Classics and numerous tournaments around the world. Leroux attended Winthrop University in South Carolina as a catcher before converting to a pitcher in the summer of 2004 in the Cape Cod League playing for the Falmouth Commodores. He was drafted in the 7th round in 2005 by the Florida Marlins after undergoing Tommy John surgery two months prior. Leroux was born in Montreal but grew up in Mississauga.





LE BASEBALL DES BLUES JAYS



RODGER BRULOTTE

PLAY-BY-PLAY ANNOUNCER (FRENCH)

Rodger Brulotte's association with the Expos began in 1969 as a member of the club's scouting department. The following year he was named administrative assistant to the director of scouting and player personnel, Mel Didier. Brulotte had also been in public relations and marketing as well as serving as the team's traveling secretary from 1977-1978. He spent 17 seasons with Jacques Doucet on the Expos' French radio network. For his work on television, more than 20 years at RDS analyzing Expos games, Major League baseball games, All-Star games and postseason games, he and his partner, Denis Casavant, were nominated twice for a Gémmeaux Award for sports broadcasting. In 2013, Brulotte was honoured with the Jack Graney Award joining Jacques Doucet, Jerry Howarth and Tom Cheek as members of this elite group. As of August 2012, he joined TVA Sports Network as an analyst on the Blue Jays' French broadcasts. His hobbies are golf, books and movies.



DENIS CASAVANT

PLAY-BY-PLAY ANNOUNCER (FRENCH)

Denis Casavant has been describing games for over 41 years, covering baseball, hockey, football, basketball and the Olympic Games. Casavant spent 17 seasons calling games for the Montreal Expos on the club's French radio network, including Dennis Martinez's perfect game on July 28, 1991. He began his broadcasting career in 1982 covering the Olympiques junior hockey team and the Ottawa Rough Riders for a radio station in Hull. Casavant produced and did play-by-play for Expos games from 1986-1989 and then joined RDS for television broadcasts where he covered the Expos and many other sports for nearly 25 years.

2025 BLUE JAYS RADIO STATION LIST

BRITISH COLUMBIA

CISL	Vancouver - RSM	650 AM
CHNL	Kamloops	610 AM

ALBERTA

CFAC	Calgary - RSM	960 AM
CKJR	Edmonton	1440 AM

SASKATCHEWAN

CFSL	Weyburn	1190 AM
CJYM	Rosetown	1330 AM
CFYM	Kindersley	1210 AM

ONTARIO

CKGL	Kitchener - RSM	570 AM
CFPL	London	980 AM
CKAT	North Bay - RSM	600 AM
CFGO	Ottawa	1200 AM
CHOK	Samia	1070 AM
CJCS	Stratford	1240 AM
CJCL	Toronto - RSM	590 AM
CKNX	Wingham	920 AM

NOVA SCOTIA

CJNI-FM	Halifax - RSM	95.7 FM
---------	---------------	---------





As the only sports and entertainment venue of its size and design in Canada, Rogers Centre is one of the most dynamic and versatile entertainment facilities in the world. From music and sport to trade and community events, some of the most iconic athletes, rock stars, entertainers, religious figures, and inspirational leaders have delighted audiences since the stadium's spectacular opening on June 3, 1989.

Formerly known as SkyDome, the venue was renamed Rogers Centre on February 2, 2005. Structurally, the building remains much the same today as it was when it opened in 1989; however, on July 28, 2022, the Toronto Blue Jays announced a multi-year nearly \$400 million privately funded renovation that transformed Rogers Centre from a multi-purpose stadium into a ballpark. This phased project, designed in partnership with architectural firm Populous, is by far the largest renovation in the building's history, though over the years, Rogers Centre has undergone smaller-scale changes, including widened concourses; updated suites; installation of an innovative lighting system; and new video, audio, and broadcast technology.

This impressive technology includes cutting-edge Daktronics video and ribbon boards debuted in 2022, replacing the system that had been in place since 2005. The 10mm LED videoboard includes an 8,076 square-foot display, with the centre screen measuring 47 feet tall, flanked by two lower wings stretching 258 feet. The 16mm LED ribbon boards are 1,334 feet long, wrapping along the 300 level fascia. With the upgrade, resolution improved 2.5-times to 1080p HD.

The 2022 season also saw the introduction of a state-of-the-art LED Musco lighting system, including brand new backend infrastructure, making Rogers Centre the first Major League ballpark (along with the Miami's LoanDepot Park) to have independent red, green, blue, and amber fixtures, enabling a lighting display of millions of colours and scene options. The previous system was installed in 2011, with original backend infrastructure from the building's opening, and with the new system, hydro consumption was reduced by two-thirds. With more than 2.5 kilometres of fiberoptics and 40,000 feet of copper wire instantaneously controlling 532 LED fixtures (47 colour-changing; four bullpen; and 16 ball trackers), stadium lights can even dance to the beat of music.

Beyond stadium audio and visual technology, the Blue Jays playing surface has evolved substantially throughout its history.

This included a major shift ahead of the 2016 season, with the infield retrofitted from its original state of four separate concrete pits filled with dirt to form each base, to an all-dirt infield. The new dirt infield allows for greater material depth, ensuring the best quality infield surface and more consistency across the league. Now approximately 12,000 square feet, the infield is made up of five distinct layers: the under fill – the existing sand and gravel base below the concrete floor; a two-inch layer of pea gravel for excess water drainage; a four-inch layer of sub-angular sand to manage moisture; six-inches of baseball dirt made up of 60% sand, 20% clay, and 20% silt, processed specifically for baseball fields; and finally, top dressing – a loose layer of calcined and vitrified clay material. The pitcher's mound is constructed on a fiberglass dish that is lowered and raised by a hydraulic system.

The remainder of the field is a permanent AstroTurf® Diamond Series turf system, installed for the 2022 season to improve safety and playability, replacing the previous convertible system introduced in 2015. It was updated again in 2024 as part of the second phase of Rogers Centre renovations and is made up of a Brock shock pad installed over the concrete subgrade, covered by turf made up of three fibres – polyethylene monofilament, slit film, and rootzone fibres – and infilled with subangular sand and granulated rubber.

Rogers Centre's 2022 to 2023 offseason renovation completely redesigned the Blue Jays outfield to modernize the fan experience and add nuance to how the park plays. Prior to the renovations, the stadium was one of two remaining MLB venues to have both symmetrical outfield dimensions and wall heights, previously measuring 328 feet down the foul lines, 375 feet to the power alleys, and 400 feet to dead centre field, with 10-foot-high walls. The new outfield walls added variations in heights, depths, and angles, creating a distinct and dynamic ballpark character.

The newly renovated Outfield District opened for the 2023 season, transforming the fan experience at the ballpark. This phase of renovations introduced new social spaces to gather with friends and get closer to the action, live entertainment off the field, and food and beverage menus that reflect the city of Toronto. New social spaces included The Catch Bar, TD Park Social, and the Corona Rooftop Patio, available for any fan with a ticket.

The next phase of renovations broke ground in the 2023 to 2024 offseason, focused on demolishing, excavating, redesigning, and rebuilding a completely reimagined 100 level seating bowl designed specifically for baseball viewing. Completed for the Blue Jays Home Opener on Monday, April 8, 2024, all 100 level seats were reoriented towards the infield, and designed with a more comfortable experience in mind, including optimized sightlines, additional legroom, cupholders throughout, modern-shaped seats, fewer seats in each row, and handrails in every aisle.

By demolishing the original bowl, the club was able to remove outdated infrastructure and excavate below ground to create new space for player and fan amenities, including new clubhouse and player facilities and three new premium clubs behind home plate – Rogers Banner Club, TD Lounge, and Blueprint Club. To bring fans closer to the action, foul territory was reduced by approximately 3,000 square-feet, and larger dugouts were introduced.

While Rogers Centre has evolved into a baseball-first venue, the original engineering was some of the first of its kind. One of the unique original features was the ability to modify the 100 level seating bowl between two modes – baseball and football – to fit the needs of any event. Prior to the 2023-2024 renovations, the 100 level seats sat on a railway track system that could rotate within hours.

The most remarkable feature, still in use today, is a fully retractable roof converting the ballpark into an open-air venue and rotating back in less than 30 minutes to ensure that no event needs to be cancelled due to inclement weather. The roof system features a series of three moveable and one stationary panel, which takes approximately 25 minutes to fully open or close. The roof weighs 11,000 tons and covers an area of 339,343 square feet, with the highest point standing 282 feet above field level.

Architects Rod Robbie and Michael Allen designed the building and patented its retractable roof system. Preparation of the site began in April 1986, with ground-breaking in October of that same year. The last exterior concrete was poured in November 1988, and the first test of the moveable roof panels was performed in January 1989. More than 10,000 person-years of employment were created with the construction of Rogers Centre.

Legends is the exclusive food and beverage supplier of Rogers Centre.

Conveniently located in the heart of Toronto's vibrant downtown community, at the base of the CN Tower and close to the Entertainment and Financial Districts, the ballpark is easily accessible via the TTC and GO Transit.



ROGERS CENTRE INTERESTING FACTS

- The entire Rogers Centre complex spans 12.7 acres (5.14 hectares). The building itself takes up 11.5 acres (4.66 hectares).
- The diameter of the building is 700 feet while the volume inside the stadium with the roof closed is 56.5 million cubic feet (1.6 million cubic meters).
- On average, it takes approximately 40 hours to convert the field from baseball to concert mode.
- **Seating bowl capacity: approximately 40,000**
- Suites: 120 suites are located on the 300 and 400 levels of the venue.
- Premium clubs: there are three premium clubs located beneath the 100 level seating bowl – TD Lounge, Rogers Banner Club, and Blueprint Club – as well as Ticketmaster Lounge on the 300 level and TD Clubhouse on the 200 level
- The Toronto Blue Jays 1993 World Series Title was won on home turf at Rogers Centre on Saturday, October 23 vs. Philadelphia; 8-6
- On March 17, 2002, Rogers Centre set a venue attendance record when it hosted 68,237 fans for WrestleMania X8.

ROGERS CENTRE MARQUEE DATES

- Official Groundbreaking: October 3, 1986
- Opening Ceremony: June 3, 1989
- Firsts:
 - Baseball: June 5, 1989
 - Concert: Rod Stewart – June 8, 1989
 - Football: June 29, 1989 (pre-season)
 - July 12, 1989 (regular season)

SKYDOME/ROGERS CENTRE FIRSTS

GAME – Monday June 5, 1989
(Blue Jays-3, Milwaukee Brewers-5)

WIN – Wednesday, June 7, 1989
(Blue Jays-4, Milwaukee-2)

ATTENDANCE – 48,378

TIME/TEMP – 2:43/18°C (64°F)

PITCHER – Jimmy Key, Toronto

BATTER – Paul Molitor, Milwaukee (doubled)

PLATE UMPIRE – Rocky Roe

PITCH – Fastball, called strike

HIT – Double by Paul Molitor in 1st inning

RUN – Paul Molitor in 1st inning

SINGLE – Kelly Gruber, Toronto, 1st inning

DOUBLE – Paul Molitor, 1st inning

HOME RUN – Fred McGriff, Toronto, 2nd inning

RBI – Gary Sheffield, Milwaukee, 1st inning

WINNING PITCHER – Don August, Milwaukee

BLUE JAYS WINNING PITCHER – John Cerutti

LOSING PITCHER – Jimmy Key, Toronto

SAVE – Dan Plesac, Milwaukee

PUTOUT – Nelson Liriano, Toronto

ASSIST – Kelly Gruber, Toronto

STOLEN BASE – Fred McGriff, 6th inning

WALK – George Bell, Toronto, 2nd inning

FIRST GAME PLAYED AT EXHIBITION STADIUM

The Blue Jays slugged their way to a 9-5 triumph over the Chicago White Sox in their April 7, 1977, debut.

Despite snow flurries before the game and near-freezing temperatures, 44,649 fans witnessed the exciting contest, which featured 16 hits by the Blue Jays and 15 by Chicago.

The Blue Jays played 968 games from April 7, 1977-May 28, 1989 at Exhibition Stadium posting a record of 492-476 with 23,213,567 fans passing through the turnstiles.

EXHIBITION STADIUM FIRSTS

GAME – Thursday April 7, 1977
(Blue Jays 9, Chicago White Sox 5)

ATTENDANCE – 44,649

TIME/TEMP. – 3:22/0°C (32°F)

PITCHER – Bill Singer, Toronto

BATTER – Ralph Garr, Chicago (walked)

PLATE UMPIRE – Nestor Chylak

PITCH – Called strike

HIT – Home run by Richie Zisk, first inning, none on

RUN – Ralph Garr (scored on sacrifice fly by Jorge Orta)

SINGLE – Jim Spencer, Chicago, April 7, 1977, first inning

DOUBLE – Richie Zisk, Chicago, April 7, 1977, second inning

TRIPLE – Ron LeFlore, Detroit, April 12, 1977, fifth inning

HOME RUN – Richie Zisk, April 7, 1977, first inning

FIRST RBI – Jorge Orta, Chicago, April 7, 1977, 1st inning

INSIDE-THE-PARK HOME RUN – Cecil Cooper, Milwaukee, May 5, 1977 (fifth inning)

GRAND SLAM HOME RUN – Hector Torres vs. New York, June 27, 1977 (fifth inning, off Ron Guidry)

TWO HOME-RUN GAME – Doug Ault, Toronto, April 7, 1977

THREE HOME-RUN GAME – John Mayberry, K.C., June 1, 1977

PINCH-HIT HOME RUN – Al Woods, Toronto, April 7, 1977 (fifth inning)

WINNING PITCHER – Jerry Johnson, Toronto (in relief), April 7, 1977

LOSING PITCHER – Ken Brett, Chicago (starter), April 7, 1977

SAVE – Pete Vuckovich, Toronto, April 7, 1977

PUTOUT – Steve Bowling, Toronto (fly ball to right field), April 7, 1977

ASSIST – Hector Torres, Toronto (ground ball to shortstop) April 7, 1977

ERROR – Rick Cerone, Toronto, April 7, 1977

SHUTOUT – Ferguson Jenkins, Boston, Sun. April 24, 1977 (9-0)

COMPLETE GAME – Dave Lemanczyk, Toronto vs. Chicago, April 9, 1977

WALK – Ralph Garr by Bill Singer, April 7, 1977 (first inning)

STRIKEOUT – John Scott by Ken Brett, April 7, 1977 (first inning)

FORFEIT – Baltimore, Thurs. September 15, 1977 (Blue Jays 9, Baltimore 0)

NIGHT GAME – Mon., May 2, 1977 vs. Milwaukee (Brewers 3, Blue Jays 1)

STOLEN BASE – Ralph Garr, Chicago, April 7, 1977 (first inning)

TRIPLE PLAY – Clancy to Mayberry to Gomez, April 22, 1978 (sixth inning)

BALK – Balor Moore, Toronto vs. Seattle, May 13, 1978

ONE-HITTER – Chris Knapp, California, September 3, 1978 (Angels 3, Blue Jays 1)

NO-HITTER – Never happened

EXHIBITION STADIUM LASTS

GAME – May 28, 1989 (Blue Jays 7, Chicago White Sox 5), 10 innings

ATTENDANCE – 46,120

TIME/TEMP. – 3:19/20°C (68°F)

PITCHER – Bobby Thigpen, Chicago

BATTER – George Bell, Toronto, home run

PLATE UMPIRE – Dan Morrison

HIT – Home Run by George Bell, 10th inning

RUN – George Bell on home run

DOUBLE – Kelly Gruber, Toronto 10th inning

HOME RUN – George Bell, 10th inning

RBI – George Bell, 10th inning

WINNING PITCHER – Tom Henke

LOSING PITCHER – Bobby Thigpen

PUTOUT – Fred McGriff, Toronto, 10th inning

ASSIST – Nelson Liriano, Toronto, 10th inning



SAHLEN FIELD FIRSTS

GAME – Tuesday, August 11, 2020
(Blue Jays 5, Miami Marlins 4, 10 innings)

ATTENDANCE – 0

TIME/TEMP. – 3:20/25°C (77°F)

PITCHER – Hyun Jin Ryu, Toronto

BATTER – Jonathan Villar, Miami (strikeout)

PLATE UMPIRE – James Hoye

HIT – Single by Travis Shaw, 1st inning, none on

HOME RUN – Brian Anderson, August 11, 2nd inning

GRAND SLAM HOME RUN – Danny Jansen vs. New York (AL), September 7, (6th inning, off Adam Ottavino)

TWO HOME-RUN GAME – Travis Shaw (TOR) vs. Miami, August 12

TD BALLPARK FIRSTS

GAME – Thursday, April 8, 2021
(Angels 7, Blue Jays 5, 11 innings)

ATTENDANCE – 1,348

TIME/TEMP. – 3:57/27°C (80°F)

PITCHER – Ross Stripling, Toronto

BATTER – David Fletcher, Angels (L8)

PLATE UMPIRE – Eric Bacchus

HIT – Double by Mike Trout, 1st inning, none on

HOME RUN – Vladimir Guerrero Jr., April 8, 1st inning

GRAND SLAM HOME RUN – Vladimir Guerrero Jr. vs. Washington, April 27, 2021 (3rd inn., off Max Scherzer)

TWO HOME-RUN GAME – Kyle Higashioka (NYY) vs. Toronto, April 12, 2021





NATIONAL BASEBALL HALL OF FAME *Trivia*



PHOTO CREDIT: NICH ALLEN/MLB PHOTOS

ICHIRO SUZUKI
HALL OF FAME CLASS OF 2025



PHOTO CREDIT: NATIONAL BASEBALL HALL OF FAME AND MUSEUM

DAVE PARKER
HALL OF FAME CLASS OF 2025

1 Which Hall of Famer holds the American League career mark for assists and putouts by an outfielder?

- A. Kirby Puckett
- B. Tris Speaker
- C. Rickey Henderson
- D. Ken Griffey Jr.

2 Who is the only player in big league history with 10 straight seasons with 200-or-more hits?

- A. Ty Cobb
- B. Rod Carew
- C. Honus Wagner
- D. Ichiro Suzuki

3 Which Hall of Famer finished his career with 3,630 hits – with exactly half (1,815) at home and half (1,815) on the road??

- A. Stan Musial
- B. Paul Molitor
- C. Eddie Collins
- D. Roberto Clemente

4 In 1978, who became the first player to lead both leagues in homers, triples and RBI in a single season?

- A. Jim Rice
- B. Dave Parker
- C. Mike Schmidt
- D. Reggie Smith

5 Which batter led all major leaguers in home runs (326) and runs batted in (1,031) during the 1950s (1950-59)?

- A. Hank Sauer
- B. Yogi Berra
- C. Duke Snider
- D. Larry Doby

1: B: Tris Speaker; 2: D: Ichiro Suzuki; 3: A: Stan Musial; 4: A: Jim Rice; 5: C: Duke Snider

Since 1939, the Hall of Fame has served as the keeper of baseball's history, preserving the majesty of The Game for future generations.

Connect with Cooperstown at
baseballhall.org | @baseballhall

BLUE JAYS AT ROGERS CENTRE AND EXHIBITION STADIUM

	AT EXHIBITION W-L	AT ROGERS CENTRE W-L	OPEN W-L	CLOSED W-L	OPENED/CLOSED DURING GAME W-L
1977	25-55				
1978	37-44				
1979	32-49				
1980	35-46				
1981	17-36				
1982	44-37				
1983	48-33				
1984	49-32				
1985	54-26				
1985 ALCS	2-2				
1986	42-39				
1987	52-29				
1988	45-36				
1989	12-14	34-21	23-21	9-0	2-0
1989 ALCS		1-2	-	1-2	-
1990		44-37	12-18	29-17	3-2
1991		46-35	26-22	19-10	1-3
1991 ALCS		0-3	-	0-3	-
1992		53-28	19-11	31-16	3-1
1992 ALCS		2-1	-	2-1	-
1992 WS		2-1	-	2-1	-
1993		48-33	15-14	30-17	3-2
1993 ALCS		1-2	-	1-2	-
1993 WS		2-1	-	2-1	-
1994		33-26	11-12	16-11	6-3
1995		29-43	17-26	12-16	0-1
1996		35-46	18-25	14-16	3-5
1997		42-39	20-20	18-16	4-3
1998		51-30	33-12	16-13	2-5
1999		40-41	18-34	18-5	4-2
2000		45-36	26-12	16-21	3-3
2001		39-42	20-19	18-22	1-1
2002		42-39	30-22	11-17	1-0
2003		41-40	21-17	19-20	1-4
2004		40-41	28-26	12-14	0-1
2005		43-38	27-24	13-13	3-1
2006		50-31	24-19	24-12	2-0
2007		49-32	32-19	15-13	2-0
2008		47-34	26-20	19-10	2-4
2009		44-37	17-20	22-15	5-2
2010		45-33	29-19	10-14	6-0
2011		42-39	29-30	12-9	1-0
2012		41-40	22-24	15-14	4-2
2013		40-41	23-20	15-20	2-1
2014		46-35	25-19	19-15	1-1
2015		53-28	38-14	11-14	4-0
2015 ALDS		1-2	-	1-2	-
2015 ALCS		2-1	-	2-1	-
2016		46-35	34-16	11-18	1-1
2016 ALWC		1-0	1-0	-	-
2016 ALDS		1-0	-	1-0	-
2016 ALCS		1-2	-	1-2	-
2017		42-39	22-18	20-14	0-7
2018		40-41	21-19	19-21	0-1
2019		35-46	12-20	21-25	2-1
2021		25-11	20-9	2-0	3-2
2022		47-34	30-22	16-12	1-0
2022 ALWC		0-2	-	0-2	-
2023		43-38	26-25	15-10	2-3
2024		39-42	25-26	14-14	0-2
OVERALL	492-476	1479-1251	819-694	582-493	78-64
POSTSEASON	2-2	14-17	1-0	13-17	—

All-time regular-season home wins 2011 + All time postseason home wins 16 = 2027

All-time regular-season home losses 1758 + All time postseason home losses 19 = 1777

* Games played against Philadelphia in June 2010 are considered away games in W-L records but home games in attendance records.

** All 26 home games in 2020 were played at Sahlen Field in Buffalo, NY (17-9).

*** The first 44 home games of 2021 were split between TD Ballpark in Dunedin, FL (10-11) and Sahlen Field (12-11)



GAME DELAYS AT ROGERS CENTRE

DATE	TEAM	REASON	DURATION
June 7, 1989	Milwaukee	Rain	6 minutes
August 27, 1990	Milwaukee	Bugs	35 minutes
August 10, 1991	Boston	Rain	14 minutes
July 21, 1994	Texas	Rain	7 minutes
June 18, 1997	Atlanta	Fog	14 minutes
July 26, 2003	Chicago (A)	Rain	26 minutes

GROUND RULES – ROGERS CENTRE

1. Ball hitting any portion of fence or screen in back of home plate—in play.
2. Ball going into camera booth behind home plate: thrown by pitcher from rubber—one base; any other thrown ball—two bases.
3. Ball hitting padding and bouncing over fence—two bases.
4. A fairly batted or thrown ball lodged in the padding—two bases.
5. A fairly batted or thrown ball that goes into the dugout or strikes equipment on the dugout steps is considered in the dugout.
6. Ball hitting padding on outfield fence to foul or seating side of foul line—dead ball.

HOME POSTPONEMENTS

1. April 22, 1977 vs. Boston (Friday-Day)
2. April 23, 1977 vs. Boston (Saturday-Day)
3. September 24, 1977 vs. New York (Saturday-Day)
4. September 30, 1977 vs. Cleveland (Friday-Night)
5. October 1, 1977 vs. Cleveland (Saturday-Day)
6. April 20, 1978 vs. New York (Thursday-Day)
7. May 8, 1978 vs. Oakland (Monday-Night)
8. May 14, 1978 vs. Seattle (Sunday-Day)
9. June 12, 1978 vs. Minnesota (Monday-Night)
10. May 25, 1979 vs. Boston (Friday-Night)
11. April 14, 1980 vs. Milwaukee (Monday-Opening Day)
12. April 28, 1980 vs. Kansas City (Monday-Night)
13. May 13, 1980 vs. Seattle (Tuesday-Night)
14. June 19, 1980 vs. Chicago (Thursday-Night)
15. May 5, 1981 vs. Cleveland (Tuesday-Night) - fog
16. August 30, 1981 vs. Kansas City (Sunday-Day)
17. September 21, 1981 vs. Oakland (Monday-Night)
18. June 5, 1982 vs. Cleveland (Saturday-Day)
19. June 25, 1982 vs. Minnesota (Friday-Night)
20. September 14, 1982 vs. Oakland (Tuesday-Night)
21. April 30, 1983 vs. Chicago (Saturday-Day)
22. May 29, 1983 vs. Boston (Sunday-2nd Game-DH)
23. July 4, 1983 vs. Seattle (Monday-Night)
24. April 30, 1984 vs. Texas (Monday-Night) - winds
25. April 16, 1986 vs. Baltimore (Wednesday-Day)
26. September 10, 1986 vs. New York (Wednesday-Night)
27. October 4, 1986 vs. Milwaukee (Saturday-Day)
28. April 15, 1988 vs. Minnesota (Friday-Night) - cold
29. May 17, 1989 vs. California (Sunday-Day)
30. April 12, 2001 vs. Kansas City (Thursday-Night) - unsafe roof
31. April 16, 2018 vs. Kansas City (Monday-Night) - unsafe roof
32. August 15, 2020 vs. Tampa Bay (Saturday-Night) - rain
33. April 11, 2021 vs. Los Angeles (AL) (Sunday-Day) - rain
34. July 17, 2021 vs. Texas (Saturday-Day) - rain
35. July 20, 2021 vs. Boston (Tuesday-Night) - rain

ROGERS CENTRE FIELD MEASUREMENTS

Left Field Line: 328 feet; wall: 14 feet 4 inches
 Right Field Line: 328 feet; wall: 12 feet 7 inches
 Left Center: 368 feet; wall: 11 feet 2 inches
 Right Center: 359 feet; wall: 14 feet 4 inches
 Left Center Power Alley: 381 feet; wall: 12 feet 9 inches
 Right Center Power Alley: 372 feet; wall: 10 feet 9 inches
 Straight Away Center Field: 400 feet; wall: 8 feet

ROGERS CENTRE ADDRESS

1 Blue Jays Way
 Toronto, Ontario
 M5V 1J1



ROGERS CENTRE ROOF OPENINGS

FIRST OPENING DATE OF EACH SEASON

YEAR	DATE OPENED	OPPONENT	FINAL SCORE	W-L	TEMPERATURE & WIND
1989	Monday, June 5	Milwaukee Brewers	Blue Jays 3 – Brewers 5	0-1	18°C/64°F, 6KM
1990	Thursday, April 26	Cleveland Indians	Blue Jays 3 – Indians 4	0-2	29°C/84°F, 20KM
1991	Saturday, April 27	Detroit Tigers	Blue Jays 2 – Tigers 4	0-3	20°C/68°F, 9KM
1992	Saturday, May 16	Seattle Mariners	Blue Jays 6 – Mariners 7	0-4	21°C/70°F, 17KM
1993	Thursday, May 6	Baltimore Orioles	Blue Jays 10 – Orioles 8	1-4	19°C/68°F, 30KM
1994	Saturday, May 7**	Milwaukee Brewers	Blue Jays 3 – Brewers 2	2-4	11°C/52°F, 15KM
1995	Friday, May 26	Cleveland Indians	Blue Jays 4 – Indians 7	2-5	20°C/68°F, 20KM
1996	Saturday, May 25	Minnesota Twins	Blue Jays 4 – Twins 6	2-6	15°C/59°F, 18KM
1997	Saturday, April 26	Seattle Mariners	Blue Jays 4 – Mariners 3	3-6	15°C/59°F, 17KM
1998	Wednesday, May 13	Oakland Athletics	Blue Jays 2 – Athletics 4	3-7	20°C/68°F, 10KM
1999	Tuesday, May 4	Oakland Athletics	Blue Jays 4 – Athletics 13	3-8	21°C/70°F, 15KM
2000	Friday, May 5	Cleveland Indians	Blue Jays 11 – Indians 10	4-8	26°C/79°F, 30KM
2001	Wednesday, June 6	Tampa Bay Rays	Blue Jays 2 – Rays 6	4-9	22°C/72°F, 20KM
2002	Wednesday, April 16	Boston Red Sox	Blue Jays 3 – Red Sox 14	4-10	27°C/81°F, 29KM
2003	Monday, May 26	Chicago White Sox	Blue Jays 11 – White Sox 5	5-10	17°C/63°F, 15KM
2004	Thursday, May 13	Boston Red Sox	Blue Jays 12 – Red Sox 6	6-10	17°C/63°F, 10KM
2005	Friday, May 6	Chicago White Sox	Blue Jays 3 – White Sox 5	6-11	17°C/63°F, 17KM
2006	Wednesday, April 19	New York Yankees	Blue Jays 1 – Yankees 3	6-12	17°C/63°F, 11KM
2007	Sunday, April 29	Texas Rangers	Blue Jays 7 – Rangers 3	7-12	17°C/63°F, 10KM
2008	Thursday, April 17	Texas Rangers	Blue Jays 1 – Rangers 4	7-13	21°C/70°F, 19KM
2009	Thursday, May 14	New York Yankees	Blue Jays 2 – Yankees 3	7-14	21°C/70°F, 35KM
2010	Wednesday, April 21	Kansas City Royals	Blue Jays 3 – Royals 4	7-15	14°C/57°F, 15KM
2011	Saturday, May 7	Detroit Tigers	Blue Jays 0 – Tigers 9	7-16	13°C/55°F, 13KM
2012	Thursday, April 19	Tampa Bay Rays	Blue Jays 4 – Rays 9	7-17	16°C/61°F, 11KM
2013	Thursday, May 2	Boston Red Sox	Blue Jays 1 – Red Sox 3	7-18	16°C/61°F, 22KM
2014	Saturday, May 24	Oakland Athletics	Blue Jays 5 – Athletics 2	8-18	16°C/61°F, 8KM
2015	Wednesday, May 6	New York Yankees	Blue Jays 5 – Yankees 1	9-18	16°C/61°F, 8KM
2016	Friday, May 27	Boston Red Sox	Blue Jays 7 – Red Sox 5	10-18	20°C/68°F, 8KM
2017	Sunday, May 28	Texas Rangers	Blue Jays 1 – Rangers 3	10-19	16°C/60°F, 23KM
2018	Wednesday, May 9	Seattle Mariners	Blue Jays 5 – Mariners 2	11-19	17°C/62°F, 19KM
2019	Thursday, June 6	New York Yankees	Blue Jays 2 – Yankees 6	11-20	19°C/66°F, 8KM
2021	Friday, July 30	Kansas City Royals	Blue Jays 6 – Royals 4	12-20	19°C/66°F, 19KM
2022	Monday, May 16	Seattle Mariners	Blue Jays 6 – Mariners 2	13-20	17°C/63°F, 21KM
2023	Wednesday, April 12	Detroit Tigers	Blue Jays 4 – Tigers 3	14-20	16°C/61°F, 26KM
2024	Sunday, May 12	Minnesota Twins	Blue Jays 5 – Twins 1	15-20	15°C/60°F, 15KM

** – indicates roof was closed during game

+ All home games in 2020 were played at Sahlen Field in Buffalo, NY



BLUE JAYS SPRING TRAINING DIRECTORY

SITE

MINOR LEAGUE COMPLEX

Toronto Blue Jays Player Development Complex
3031 Garrison Road
Dunedin, Florida 34698

TD BALLPARK

373 Douglas Avenue
Dunedin, Florida 34698

All home games will be played at TD Ballpark

MAILING ADDRESS:

TORONTO BLUE JAYS
373 Douglas Avenue
Dunedin, Florida 34698

TELEPHONES:

TD BALLPARK OFFICE.....	(727) 733-9302
TD BALLPARK TICKETS.....	(727) 733-0429
MEDIA RELATIONS OFFICE.....	(727) 733-9302
FAX – TD BALLPARK.....	(727) 734-7661
PRESS BOX.....	(727) 738-7040

TICKET DATA:

Ticket Office at: TD Ballpark, 373 Douglas Avenue, Dunedin, FL
Monday to Friday 8:00am – 6:00pm, Saturday and Sunday 10:00am – 2:00pm for phone orders1-888-525-JAYS
In Person: Open for ticketing support on game days

Media Parking: Limited available.

Trainer's Room: Trainer's room is not accessible to media at any time.



TD BALLPARK

The Blue Jays are the only Major League Baseball team to have remained in the same Spring Training location throughout franchise history. Located at the corner of Douglas Avenue and Beltrees Street in Dunedin, FL, TD Ballpark has been the Spring Training home for the Toronto Blue Jays since the club's first season in 1977. It is also home to the Dunedin Blue Jays of the Florida State League (Class-A affiliate).

From 1977 to 1989, the Blue Jays played at Grant Field. The first ever Blue Jays game played there was on March 11, 1977 with the Blue Jays defeating the New York Mets by a score of 3-1. In 1990, the City of Dunedin built Dunedin Stadium at Grant Field for the Blue Jays, increasing the seating capacity from 3,417 to 6,106. The project cost of approximately \$2.4 million, designed by the architect firm Johnston Dana Associates and built by Case Contracting Company.

On September 8, 2000, the City of Dunedin and the Blue Jays reached an agreement to keep the team in Dunedin for a minimum of 15 years. Under the new agreement, major renovations were made to Dunedin Stadium and a new Minor League facility was constructed. The \$12.5 million renovation was shared between the State of Florida, Pinellas County, the City of Dunedin, and the Blue Jays. The renovations to Dunedin Stadium began in February 2002 and were designed by the architectural firm HOK Sports + Venue + Event and built by J.A. Jones Construction. The changes to Dunedin Stadium included a new two-story building beyond the right field wall, which holds the Blue Jays clubhouse, training room, and weight room on the ground floor, with office space for the Major League club on the second floor. The visiting clubhouse was located on the third-base line and the bleacher seats along the right-field foul line were removed in favour of permanent seating. The dimensions of the stadium increased from 315 to 327 feet with a capacity of 5,509.

Construction on the Minor League facility was completed for the 2003 season. The Bobby Mattick Training Center was located on the same grounds of the Englebert Complex. Until 2018, the facility featured clubhouses, offices, a weight room, five full fields, and one half field.

In December of 2018, the Blue Jays announced a partnership between the City of Dunedin, Pinellas County, and the State of Florida for a \$102 million overhaul of the ballpark and Minor League facilities, keeping Dunedin as the Spring Training home of the Blue Jays for another 25 years. The renovation to the ballpark expanded capacity to 8,500 (including standing room only) and featured a brand-new Jays Shop, renovated suites, an air-conditioned bar, a family area, a 360° boardwalk linking each side of the ballpark, an enhanced videoboard and speaker system, and refreshed concession stands and restrooms. On November 4, 2019, the Blue Jays officially renamed the newly renovated stadium TD Ballpark, building on a five-year sponsor relationship announced in early 2019. The grand opening of TD Ballpark took place on February 24, 2020 versus the Atlanta Braves.

The second major piece of the investment included a revolutionary Player Development Complex, featuring three new diamonds, a 10,000 square foot weight room, dedicated Major and Minor League clubhouses, pitching and hitting labs, a 3,000 square foot kitchen, variable depth pools, a sprint hill, and covered agility field. The new facility opened in the fall of 2020, at which point the Bobby Mattick Complex will be turned over to the City of Dunedin.

The largest spring exhibition game crowd in Dunedin prior to the 2020 renovation was 6,218, on Tuesday, March 27, 1990 between the Blue Jays and the Kansas City Royals, and on Wednesday, March 13, 1985 between the Blue Jays and the New York Mets. However, that mark was eclipsed during the 2020 Spring Training Home Opener at TD Ballpark, as 6,335 fans entered on February 24 to see the Blue Jays take on the Atlanta Braves in their newly renovated park. Three years later, as pandemic travel restrictions for Canadian baseball fans dissipated, a new record of 7,011 fans was established when the Blue Jays took on the Yankees for their 2023 Home Opener on February 26.

DIMENSIONS

Left-field line	328 ft/100.0 m
Left-centre	373 ft/113.7 m
Centre field	400 ft/121.9 m
Right-centre	353 ft/107.6 m
Right-field line	328 ft/100.0 m

Fence – 10' high from LF-CF; 16' high from CF-RF
Warning track – 20 ft/6.1 m
Capacity – 8,500



SPRING TRAINING RECORD

YEAR	HOME W-L-T	ROAD W-L-T	OTHER W-L-T	OVERALL W-L-T	PCT
1977	5-8-0	3-8-0	0-0-0	8-16-0	.333
1978	3-8-0	5-9-0	0-0-0	8-17-0	.320
1979	6-6-0	6-6-0	0-0-0	12-12-0	.500
1980	5-4-0	5-3-0	0-0-0	10-7-0	.588
1981	7-6-0	6-7-1	0-0-0	13-13-1	.481
1982	7-7-0	8-5-1	0-0-0	15-12-1	.536
1983	9-4-0	7-6-0	1-1-0	17-11-0	.607
1984	8-6-0	5-10-0	2-2-0	15-18-0	.456
1985	11-4-0	8-5-1	1-2-0	20-11-1	.625
1986	10-3-0	5-9-0	0-0-0	15-12-0	.556
1987	5-5-1	4-6-1	0-0-1	9-11-3	.391
1988	9-5-0	9-5-2	1-1-0	19-11-2	.594
1989	12-4-0	9-6-0	0-0-0	21-10-0	.677
1990	1-5-0	3-5-0	0-0-0	4-10-0	.286
1991	6-10-0	3-9-2	1-2-0	10-21-2	.303
1992	12-4-0	1-14-0	1-3-0	14-21-0	.400
1993	8-8-0	3-11-0	2-2-0	13-21-0	.382
1994	7-10-0	5-8-1	0-4-0	12-22-1	.342
1995	4-2-1	1-3-1	0-1-0	5-6-2	.385
1996	6-8-1	3-14-0	0-3-0	9-25-1	.257
1997	12-4-0	5-10-1	0-0-0	17-14-1	.531
1998	7-10-0	9-6-0	2-0-0	18-16-0	.529
1999	8-9-0	4-11-0	0-0-0	12-20-0	.375
2000	12-5-1	6-7-0	2-2-1	20-14-2	.556
2001	8-5-0	4-11-0	0-1-0	12-17-0	.414
2002	7-5-2	6-8-1	0-0-0	13-13-3	.448
2003	8-4-2	5-6-2	0-0-0	13-10-4	.481
2004	7-8-1	6-7-1	0-0-0	13-15-2	.433
2005	9-6-0	7-4-2	0-2-0	16-12-2	.533
2006	5-10-0	7-8-0	0-0-0	12-18-0	.400
2007	6-7-2	6-7-2	0-0-0	12-14-4	.400
2008	7-7-0	6-9-0	2-0-0	15-16-0	.484
2009	7-8-1	6-9-2	1-0-1	14-17-4	.400
2010	4-6-1	8-8-0	1-1-0	13-15-1	.448
2011	8-7-0	8-7-1	0-0-0	16-14-1	.516
2012	13-3-1	11-4-0	0-0-0	24-7-1	.750
2013	8-7-1	8-10-0	2-0-0	18-17-1	.500
2014	9-7-0	7-6-0	2-0-0	18-13-0	.581
2015	9-7-0	10-6-0	1-1-0	20-14-0	.588
2016	11-1-2	5-6-1	0-2-0	16-9-3	.571
2017	4-11-1	7-7-1	1-0-1	12-18-3	.364
2018	7-7-1	6-10-0	1-1-0	14-18-1	.424
2019	6-6-1	7-8-0	1-1-0	13-14-2	.448
2020	6-2-1	7-4-1	0-0-0	13-6-2	.619
2021	8-3-3	8-6-0	0-0-0	16-9-3	.571
2022	5-2-1	4-4-1	0-0-0	9-6-2	.529
2023	10-5-1	7-10-0	0-0-0	17-15-1	.531
2024	8-7-0	5-10-2	0-0-0	13-17-2	.433
Total	360-286-27	284-358-28	25-32-4	668-675-59	.497



SPRING TRAINING ATTENDANCE

YEAR	HOME	ROAD	OTHER	TOTAL
1977	21,728	22,093	—	43,821
1978	20,009	36,334	—	56,343
1979	21,420	26,496	—	47,916
1980	15,377	18,499	—	33,876
1981	24,180	33,391	—	57,571
1982	26,442	37,237	—	63,679
1983	27,662	31,590	28,871	88,123
1984	32,869	53,900	110,990	197,759
1985	39,022	45,268	67,007	151,297
1986	43,263	62,936	—	106,199
1987	35,101	38,383	16,620	90,104
1988	42,673	73,234	39,570	155,477
1989	54,270	77,284	—	131,554
1990	21,410	27,695	—	49,105
1991	80,461	96,300	70,471	247,232
1992	84,356	102,651	103,952	290,959
1993	73,195	89,701	172,919	335,815
1994	80,310	83,782	141,465	305,557
1995	17,059	17,775	22,533	57,367
1996	54,158	83,311	18,232	155,701
1997	61,827	89,998	—	151,825
1998	48,313	78,940	31,523	158,776
1999	54,485	79,371	—	133,856
2000	48,450	77,416	35,198	161,064
2001	52,080	75,978	15,870	143,928
2002	46,530	80,262	—	126,792
2003	48,291	68,132	—	116,423
2004	58,840	82,037	—	140,877
2005	53,620	72,979	20,007	146,606
2006	53,930	82,153	—	136,083
2007	62,591	94,742	—	157,333
2008	64,444	84,835	56,257	205,536
2009	68,674	100,606	—	169,280
2010	52,550	93,019	45,257	190,826
2011	68,195	115,359	—	183,554
2012	77,108	111,493	—	188,601
2013	78,529	124,458	72,975	275,962
2014	67,830	92,035	96,350	256,215
2015	69,101	109,966	96,545	275,612
2016	72,661	87,495	106,102	266,258
2017	78,739	120,350	98,604	297,693
2018	68,927	111,098	51,151	231,176
2019	63,814	110,740	46,984	221,538
2020	46,865	73,152	—	120,017
2021	13,249	30,909	—	44,158
2022	30,490	48,467	—	78,957
2023	89,696	113,379	—	203,075
2024	101,549	131,895	—	233,444
TOTALS	2,516,343	3,599,124	1,565,453	7,680,920

* Other venues are not included in home and road.



GLOSSARY OF MEDICAL TERMS

BIOGRAPHIES

LAST SEASON

HISTORY

RECORDS

OPPONENTS

PLAYER DEV.

MEDIA & MISC.

ABDUCT – Movement of any extremity away from the midline of the body. This action is achieved by an abductor muscle.

AC JOINT – Acromioclavicular joint; joint of the shoulder where acromion process of the scapula and the distal end of the clavicle meet; most shoulder separations occur at this point.

ADDUCT – Movement of any extremity towards the midline of the body. This action is achieved by an adductor muscle.

ANTERIOR – In front of; the front surface of.

ANTERIOR CRUCIATE LIGAMENT (ACL) – A primary stabilizing ligament within the center of the knee joint that prevents hyperextension and excessive rotation of the joint. A complete tear of the ACL necessitating reconstruction could require up to 12 months of rehabilitation.

ANTI-INFLAMMATORY – Any agent which prevents inflammation, such as aspirin or ibuprofen.

ARTHROGRAM – X-ray technique for joints using air and/or dye injected into the affected area; useful in diagnosing meniscus tears of the knee and rotator cuff tears of the shoulder.

ARTHROSCOPY – A surgical examination of the internal structures of a joint by means of viewing through an arthroscope. An arthroscopic procedure can be used to remove or repair damaged tissue or as a diagnostic procedure in order to inspect the extent of any damage or confirm a diagnosis.

BONE SCAN – An imaging procedure in which a radioactive-labeled substance is injected into the body to determine the status of a bone injury. If the radioactive substance is taken up by the bone at the injury site, the injury will show as a "hot spot" on the scan image. The bone scan is particularly useful in the diagnosis of stress fractures.

CARTILAGE – Smooth, slippery substance preventing two ends of bones from rubbing together.

CAT SCAN – Use of a computer to produce a cross-sectional view of the anatomical part being investigated from x-ray data.

CHARLEY HORSE – A contusion or bruise to any muscle resulting in intramuscular bleeding.

CONCUSSION – Jarring injury of the brain resulting in dysfunction. It can be graded as mild, moderate or severe depending on loss of consciousness, amnesia and loss of equilibrium.

CONTUSION – An injury to muscle and tissues caused by a blow from a blunt object.

DEBRIDEMENT – Removal of non-healthy tissues and foreign material from a wound or burn to prevent infection and permit healing.

DELTOID MUSCLE – Muscles at the top of the arm, just below the shoulder, responsible for shoulder motions to the front, side and back.

DISC – A flat, rounded plate between each vertebrae of the spine. The disc consists of a thick fibering which surrounds a soft gel-like interior. It functions as a cushion for the spinal column.

FEMUR – Thigh bone; largest bone in the body.

FIBULA – Smaller of the two bones in the lower leg; runs from the knee to the ankle along the outside of the lower leg.

FRACTURE – Breach in continuity of a bone. Types of fractures include simple, compound, comminuted, greenstick, incomplete, impacted, longitudinal, oblique, stress or transverse.

GADOLINIUM MRI – The chemical gadolinium is injected into the joint being studied so as to enhance the diagnosis of the structure under investigation.

GLENOID – Cavity of the scapula into which the head of the humerus fits to form the shoulder girdle.

GRADE ONE INJURY – A mild injury in which ligament, tendon, or other musculoskeletal tissue may have been stretched or confused, but not torn or otherwise disrupted.

GRADE TWO INJURY – A moderate injury when musculoskeletal tissue has been partially, but not totally torn which causes appreciable limitation in function of the injured tissue.

GRADE THREE INJURY – A severe injury in which tissue has been significant, and in some cases totally, torn or otherwise disrupted causing a virtual total loss of function.

GROIN – Junction of the thigh and abdomen; location of muscles that rotate, flex and adduct the hip.

HEMATOMA – Tumor-like mass produced by an accumulation of coagulated blood in a cavity.

HYPEREXTENSION – Extreme extension of a limb or body part.

IMPINGEMENT SYNDROME – Pinching together of the supraspinatus muscle and other soft tissue in the shoulder. The most common (throwing) arm injury, which represents many pathologies and generally involves supraspinatus overuse.

INFLAMMATION – The body's natural response to injury in which the injury site might display various degrees of pain, swelling, heat, redness and/or loss of function.

LABRUM (Labrum Glenoidale) – The cartilage of the glenoid cavity in the shoulder. A lip-edge or lip-like structure.

LATERAL – To the outside of the body.

LIGAMENT – Band of fibrous tissue that connects bone to bone, or bone to cartilage and supports and strengthens joints.

MAGNETIC RESONANCE IMAGING (MRI) – Imaging procedure in which a radio frequency pulse causes certain electrical elements of the injured tissue to react to this pulse and through this process a computer display and permanent film establish a visual image. MRI does not require radiation and is very useful in the diagnosis of soft tissue, disc, and meniscus injuries.

MEDIAL – To the inside of the body.

MEDIAL COLLATERAL LIGAMENT (MCL) – Ligament of knee along the medial aspect that connects the femur to the joint.

MENISCUS – Crescent shaped cartilage, usually pertaining to the knee joint, also known as "cartilage." There are two menisci in the knee, medial and lateral. These work to absorb weight within the knee and provide stability.

METACARPALS – Five long bones of the hand running from the wrist to the fingers.

METATARSALS – Five long bones of the foot, running from the ankle to the toes.

POSTERIOR – At the back part, or rear of the body.

POSTERIOR CRUCIATE LIGAMENT (PCL) – A primary stabilizing ligament of the knee that provides significant stability and prevents displacement of the tibia backward within the knee joint. A complete tear of this ligament necessitating reconstruction could require up to 12 months of rehabilitation.

QUADRICEP MUSCLES "QUADS" – A group of four muscles of the front thigh that run from the hip and form a common tendon at the patella; they are responsible for knee extension.

ROTATOR CUFF – Comprised of four muscles in the shoulder area that can be irritated by overuse. The muscles are the supraspinatus (most commonly injured), infraspinatus, teres minor and subscapularis.

ROTATOR CUFF IMPINGEMENT SYNDROME – A microtrauma or overuse injury caused by stress. The four stages are: 1) tendonitis with temporary thickening of the bursa and rotator cuff 2) fiber dissociation in the tendon with permanent thickening of the bursa and scar formation 3) a partial rotator cuff tear of less than 1 cm and 4) a complete tear of 1 cm or more.

SHIN SPLINT – A catch-all syndrome describing pain in the shin that is not a fracture or tumor, and cannot be defined otherwise.

SPRAIN – Injury resulting from the stretch or twist of the joint and causes various degrees of stretch or tear of a ligament or other soft tissue at the joint.

STRAIN – Injury resulting from a pull or torsion to the muscle or tendon that causes various degrees of stretch or tear to the muscle or tendon tissue.

STRESS FRACTURE – A hair-line type of break in a bone caused by overuse.

SYNOVITIS – Inflammation of the synovial lining of a joint.

TENDINITIS – Inflammation of the tendon and/or tendon sheath, caused by chronic overuse or sudden injury.

TENDON – Tissue that connects muscle to bone.

TIBIA – Larger of the two bones of the lower leg and is the weight-bearing bone of the shin.

ULNAR NERVE – Nerve in the elbow commonly irritated from excessive throwing.

ULTRASOUND – An electrical modality that transmits a sound wave through an applicator into the skin to the soft tissue in order to heat the local area for relaxing the injured tissue and/or disperse edema.

NOTE: This list is not meant to be all inclusive, nor should it be used as a substitute for a physician's diagnosis and/or description of an injury or illness.



DETAILED TABLE OF CONTENTS

Toronto Blue Jays	2
Baseball Club	2
Jays Care Foundation	3
Toronto Blue Jays	6
Baseball Club & Rogers Centre	6
Club Officers	10
Mark Shapiro	10
Ross Atkins	10
Business Operations	11
Marnie Starkman	11
Matt Phinney	11
Michelle Seniak	11
Matthew Shuber	11
Alex Wong	12
Mario R. Coutinho	12
Mark Dittmars	12
Andrea Goldstein	12
Anthony Miranda	13
Eric Cowell	13
John Santana	13
Josh Hoffman	13
Baseball Operations	14
Tony Lacava	14
James Click	14
Andrew Tinnish	14
David Bell	14
Mike Murov	15
Joe Sheehan	15
Jeremy Reesor	15
Peter Saunders	15
Adam Yudelman	15
Major League High Performance	16
Andrew Pipkin	16
Scott Peters	16
Dr. Sam Lima	16
Paul Steinhauser	16
Scott Nealon	17
Jose Julian Ministral	17
Voon Chong	17
John Biggar	17
Drew MacDonald	17
Dr. John Theodoropoulos	18
Dr. David Lawrence	18
Todd Earl	18
John Lannan	18
Scott Weberg	19
Jeremy Trach	19
Alex Andreopoulos	19
Luis Hurtado	19
Behind The Scenes	20
Scott Blinn	20
Kevin Malloy	20
Mustafa (Moose) Hassan	20
Rodney Hiernstra	20
Anthony Lucchese	20
Luke Hoey	21
Christian Conforti	21
Jordan Eaddy	21
Gosuke Katoh	21
MANAGER AND COACHES	23
John Schneider	24
Mark Budzinski	26
Carlos Febles	27
Sam Greene	28
DeMarlo Hale	29
Lou Lannotti	30
Graham Johnson	31
Don Mattingly	32
Hunter Mense	34
David Popkins	35
Pete Walker	36
2025 TORONTO BLUE JAYS	37
2025 Toronto Blue Jays 40-Man Roster	195
2025 Toronto Blue Jays Spring Roster	199
How The 2025 Blue Jays Were Built	200
2024 SEASON IN REVIEW	201
2024 Season In Review	202
2024 Major League Standings	205
2024 Day-By-Day Results	206
2024 Season Highs & Lows	208
2024 Toronto Blue Jays	210
Final Statistics	210
2024 Miscellaneous Statistics	214
BLUE JAYS HISTORY	215
History of the Toronto Blue Jays	216
History of the Logo	224
History of the Uniform	225
Toronto Blue Jays in the Postseason	227
1985	227
1989	227
1991	228
1992	228

1993	230
2015	232
2016	233
2020	234
2022	234
2023	234
Player History	235
All-Time Roster	235
All-Time Uniform Numbers 1977-2024	238
Player Transactions	242
Blue Jays Trades	242
Free Agency For Players on the	250
40-Man Roster	250
Major League Rule 5 Draft,	251
1977-2024	251
The Original Blue Jays	253
Players With Most Seasons	253
as a Blue Jay	253
Awards	255
National Baseball Hall of Fame	255
Retired Numbers	256
Level of Excellence	257
League Awards	260
Baseball Writers Association	260
of America Awards	260
Hank Aaron Award	260
Edgar Martinez Award	260
Silver Slugger Award	260
Leland S. MacPhail Jr. Award	260
MVP of ALCS	260
World Series Most Valuable Player	260
Toronto Blue Jays All-Star Game	261
Selections	261
Rawlings Gold Glove	262
American League Player and	263
Pitcher Honours	263
Player of the Week	263
Player of the Month	264
Pitcher of the Month	264
Reliever of the Month	265
Rookie of the Month	265
Media Awards	266
Toronto Chapter BBWAA	266
Award Winners	266
The Sporting News Awards	267
Baseball Man of the Year in Canada	267
Baseball America	267
Minor League Player of the Year	267
Player and Pitcher of the Month	268
Player of the Month	268
Pitcher of the Month	269
Blue Jays & Cy Young Voting	269
Blue Jays and the AL Manager	270
of the Year Voting	270
Rookie-of-the-Year	270
Blue Jays and the MVP Voting	271
Major League Awards	272
Allen H. Selig Award for	272
Philanthropic Excellence	272
Club Awards	272
Bobby Mattick and Al Lamacchia Awards	272
Howard Starkman Award	273
R. Howard Webster Awards	273
Opening Day	274
Season Openers	274
Home Openers	275
Season Opening Day	275
Lineups	276
BLUE JAYS RECORDS	279
Season Records	280
Club Statistics	280
Year-by-Year Record	280
Clinching/Elimination Dates	282
(Division Winner)	282
All-Time Won-Lost Breakdown	283
Doubleheader	283
Standing by Month	284
In First Place	284
Playing Statistics	285
Batting	285
Switch-Hitters	285
Pitching	286
Blue Jays Pitchers Whose MLB Debut	287
Came as a Starter	287
The Last Time	288
Position Players Who Pitched	289
for the Blue Jays	291
Attendance Records	291
2024 Attendance	291
Blue Jays	291
American League	291
All-Time Attendance	292
Records	292
Opponents in Toronto	292

Blue Jays on the Road	293
Twenty Largest Home Crowds	293
How They Have Drawn	294
Top All-Time Attendance Marks	294
Attendance Year-by-Year	295
Home Sellout Streaks – Regular Season	295
Attendance At The Break	296
Individual Records	297
Blue Jays Career Games by Position	297
Home Run Records by Position (Season)	298
Batting Leaders	298
Pitching Leaders	302
Fielding Percentage – League Leaders	305
Shutouts	306
Top Ten	306
Single Season	306
Batting Departments	306
Pitching Departments	307
All-Time	308
Batting Departments	308
Pitching Departments	309
Perfect Starts to a Season	309
Consecutive Wins in	310
Consecutive Game Starts	310
Consecutive Winning Streaks	310
by Pitchers	311
Miscellaneous Statistics	311
Pitching	311
15-Game Winners	311
Pitchers With Over 9 Innings	311
In One Game	311
Blue Jays – 10 Wins	311
Blue Jays With 10-or-More	312
Strikeouts in a Game	312
Low Hit Games by Blue Jays	313
(Individual/Combined)	313
Batting	314
300 Hitters (502 or More PA)	314
100 RBI	314
30 Home Runs	314
30 Stolen Bases	314
Season Records – Individual	315
Batting	315
Pitching	316
Miscellaneous	317
Fielding Season Records	318
Game Records – Individual	318
Batting	318
"Big" RBI Games	318
Pitching	319
Fielding	319
Monthly Records – Individual	321
Pitching	321
Batting	321
Club Records	322
Toronto's Best Won/Lost Records	322
Blue Jays Monthly Records	323
Miscellaneous Statistics	325
Best/Worst Homestands and Roadtrips	325
Longest Winning Streaks (10 or More)	325
Longest Lossing Streaks (10 or More)	325
Longest Home Winning Streaks	325
Longest Road Winning Streaks	325
Longest Home Losing Streaks	325
Longest Road Losing Streaks	325
Longest Winning and Losing Streaks	326
Winning and Losing Streaks	326
– Home and Road	326
Biggest Innings	327
Comebacks	328
Largest Lead Changes	328
Triple Plays	328
Highest Scoring Games	329
20 or More Hits	330
Marathons in Blue Jays History	330
Season Records – Club	331
General	331
Milestone Victories	331
Batting	332
Fielding	332
Pitching	333
Pitchers, Top Duos by Wins (Top 5)	333
Teammates With 30+ HR, 30+ 2B	333
& 100+ RBI (One Season)	333
Most Wins vs. Losses by a Pitcher	334
Consecutive Batters Retired	334
Game Records – Club	335
Batting	335
Pitching	335
Fielding	336
Monthly Records – Club	336
Near No-Hitters Spoiled in the	336
9th Inning	336
Consecutive Games With	336
at Least 1 RBI	336



Blue Jays Rookies	337
Highs & Lows	337
An Early Start	337
Rookies Year by Year	338
Top Five Rookies	339
Home Runs	340
Club Records	340
Hitters	340
Home Run Summary	340
Pitchers	341
Home Runs At Rogers Centre	342
Rogers Centre 500 Level Home Runs	342
Blue Jays Five or More	343
Home Run Games	343
Four Home Runs in One Inning	343
Back-to-Back Home Runs	343
Three Home Runs in One Inning	344
Consecutive Games With at Least One Home Run	344
Individual Records	345
Yearly Home Run Leaders	345
Most Home Runs, One Month	345
Home Run Trios, One Season	345
Home Run Duos, One Season	345
Most Players 10 or More Home Runs	346
Four Home Run Games	346
Three Home Run Games	346
Multiple 20-Plus Home Run Seasons	347
Consecutive Game Home Runs	347
Most Home Runs in a Season Series	347
All-Time Longest Homerless Stretches	347
Leadoff Home Runs	348
Leading Off	348
Blue Jays, Home Run on First Pitch of Game	348
Homering From Both Sides	348
Blue Jays (Same Game)	348
Pinch-Hit Home Runs	349
PH Home Run Leaders	349
Inside-the-Park Home Runs	350
Extra-Inning Home Runs	351
First Major League Hit as a Home Run	351
Home Runs, First Major League At-Bat	351
Walk-Off Home Runs	352
Grand Slam Home Runs	353
Leaders	353
First Home Run as a Blue Jay to be a Grand Slam	354
Youngest Blue Jays to Hit a Grand Slam, All Time	354
Grand Slam Record	354
Postseason and All-Star Homers	355
Blue Jays	355
World Series	355
League Championship Series	355
League Division Series	355
Wild Card	355
All-Star Game	355
Opponents	356
World Series	356
League Championship Series	356
League Division Series	356
Wild Card	356
All-Star Game	356

OPPONENTS	357
Opponents	358
Leading Opponents vs. Blue Jays	358
Low Hit Games vs. Blue Jays	359
Opponents All-Time Leaders vs. Toronto	360
American League Opponents	361

2-0 in World Series Play	234
10 Consecutive Hits	30
10 Home Run Game	387
1991 All-Star Game	252
2014 Home Run Facts	114
2021 Home Run Facts	172
Age When Managers Took Over Their First Game	25
Arbitration Cases	65
At The All-Star Break	100
Blue Jays With 2+ XBH in An Inning	274
Blue Jays, Most Consecutive Games With 1+ Double – All-Time	177
Blue Jays, Pitchers 40+ Years Old to Win Game – All-Time	160
Boston Tee Off Party	58
Call It A Draw	48
Canadian Baseball Hall of Fame and Museum	281
Canadian Blue Jays	94
Dome Doubleheaders	270

National League Opponents	368
Consecutive Wins and Losses Against American League Opponents	376
Pitchers at the Plate	377
PLAYER DEVELOPMENT	379
Player Development	380
Joe Scalfani	380
Charlie Wilson	380
Eric Duncan	380
Justin Lehr	380
Reed Kienle	380
Edwin Encarnacion	380
Victor Martinez	381
Jason Bere	381
Pat Hentgen	381
Kevin Kiermaier	381
Paul Quantrill	381
Tim Lincecum	381
Devon White	381
Steve Rassel	382
Adam Ingle	382
Michael Rendon	382
Aaron Spang	382
Katarina Dimino	382
Joe Hallock	383
Alex Suarez	383
Rob DiBernardo	383
Alex Chambers	383
Cassandra Lee	383
Ryan Mott	384
Ryan Mott	384
Jose Trumuta	384
Jose "Sandy" Rosario	384
Lorenzo Perez	384
Luis Natera	384
Jose Contreras	385
Aaron Acosta	385
Harry Embinder	385
Francisco Plasencia	385
Kory Lefreniere	385
Professional Scouts	386
Amateur Scouts	387
Area Scouts	388
Amateur Scouting Staff	389
International Scouts	390
2025 Minor League Instructors	391
Parry, Craig	391
Solano, Danny	391
Murphy, Donnie	391
Meinhold, Ricky	391
Paul, Josh	391
Minor League Affiliates	392
Buffalo Bisons	396
Candaele, Casey	396
Martin, Cesar	396
Hayes, Drew	396
Long, Ryan	396
Cho, Trevor	396
Scheffler, Chris	397
Leake, Henry	397
New Hampshire Fisher Cats	398
Lavallee, Brent	398
McGuigan, Jake	398
Bibens-Dirix, Austin	398
Huckabay, Mitch	398
Cleary Jr., Delta	398
Cauffman, Thomas	398
Vancouver Canadians	399
Mayorga, Jose	399
Von Roemer, Matt	399

First to 100 Home Runs	278
First Trip Lucky	34
First-Year Player Draft 1st RD Selection	251
Grand Slams Hit by a TOR Rookie, All-Time	111
Hitting the Cycle	63
Home Run Trivia	70
How Long Did It Take	107
Longest Rain Delays	89
Longest Scoreless Innings Streaks by a Toronto Reliever Within A Season	31
Managers	24
Most Home Runs Hit in a Series	341
Most Strikeouts in First Start For Blue Jays	28
Name the Team Contest	26
No Sweeps	375
O' Canada	321
Oldest & Youngest Blue Jays	78
Opening Up	358
Over-Under	164
Seasons in Which Toronto Was the 1st Team To Score 500 Runs	355

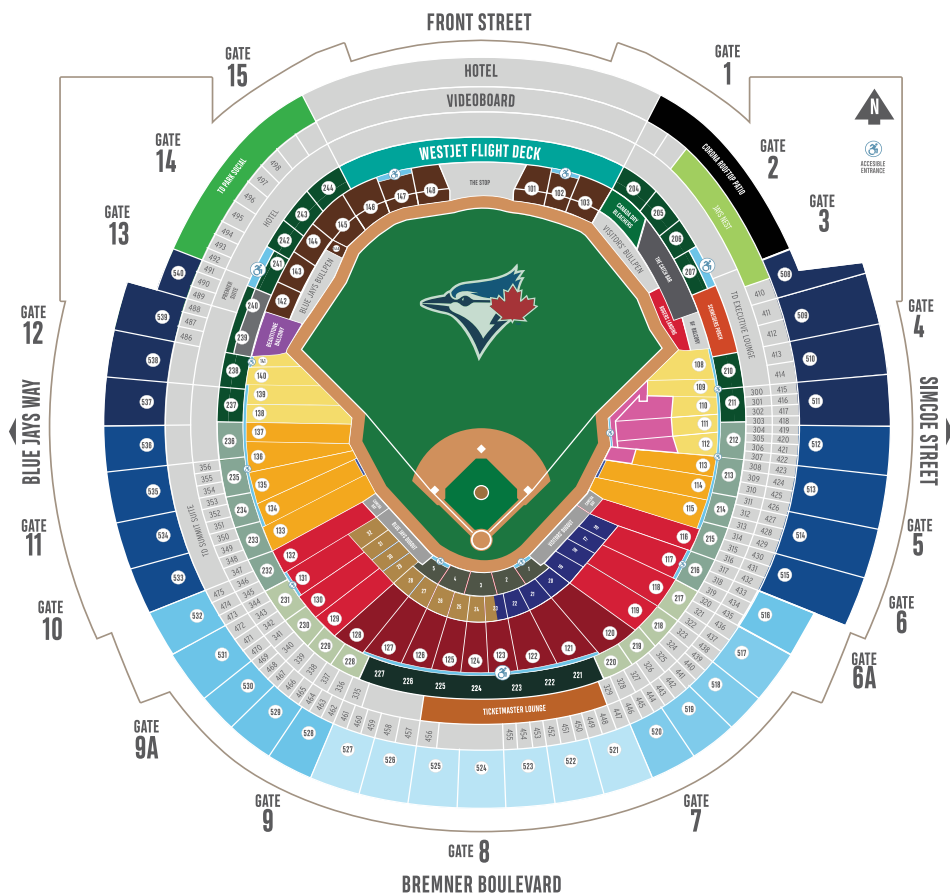
Yardley, Eric	399
Wright, Ryan	399
Strubrick, Petr	399
Bautista, Robelin	399
Dunedin Blue Jays	400
Kim, Gil	400
Riordan, Cory	400
Knight, Nash	400
Stephenson, Ashley	400
Vigil, Rodrigo	400
Caceras, Antonio Gonzalez	400
FCL Blue Jays	402
Tamargo Jr., John	402
Fermin, Andy	402
Hernandez, Yoel	402
Kennedy, Brett	402
Caples, Jacob	402
Elliott, Paul	403
Hudgens, Dave	403
Silva, Luis	403
Kachler, Alex	403
DSL Blue Jays - Blue	404
Cannellas, Danny	404
Barreto, Deiferson	404
Ramos, Victor	404
Nanita, Ricardo	404
Gonzalez, Brandon	404
Fortunado, Pepo	404
Nunez, Juan	404
DSL Blue Jays - Red	405
Ponce, Ashley	405
Ferrer, Jose	405
Monstion, Rafael	405
Azuaje, Jesus	405
Mateo, Jose	405
Marte, Ramon	405
2025 Minor League Players	406
2024 First-Year Player Draft	408
2024 International Signings	408
MEDIA & MISCELLANEOUS	409
Media Services	410
2025 Regular Season	411
Club/Media Regulations	411
Broadcasting	412
Buck Martinez	412
Dan Shulman	412
Jamie Campbell	412
Joe Siddall	412
Ben Shulman	413
Chris Leroux	413
TVA Sports	414
Denis Casavant	414
Rodger Brulotte	414
2025 Blue Jays Radio Station List	414
Rogers Centre	415
Blue Jays at Rogers Centre and Exhibition Stadium	419
Game Delays at Rogers Centre	420
Ground Rules – Rogers Centre	420
Home Postponements	420
Rogers Centre Field Measurements	420
Rogers Centre Address	420
Rogers Centre Roof Openings	420
Blue Jays Spring Training Directory	422
TD Ballpark	423
Spring Training Record	424
Spring Training Attendance	425
Glossary of Medical Terms	426
Stieb's No-Hitter	253
Suspended Games	103
Toronto, Back-to-Back Home Runs More Than Once in the Same Game	403
Toronto, 20 Wins in a 25-Game Span	276
Toronto Blue Jays Ownership	10
Toronto, Longest Consecutive Batters Retired Streaks	75
Toronto, Most Consecutive Games With Starting Pitcher Allowing 3ER or Less, All-Time	277
Toronto, Youngest Opening Day Starters, All-Time	249
Toronto, Youngest Pitchers MLB Debut	110
Toronto, Youngest To Hit First Home Run	353
Winning the Game After Getting Out-Hit by 9 or More	296
World Series Rings	260
Youngest Blue Jays to Record First Multi-Home Game	188
Youngest Position Players to Appear On Opening Day for Toronto	313

Copyright © 2025 by the Toronto Blue Jays Baseball Club. All rights reserved. The use of any part of this publication reproduced, transmitted in any form or by any means, electronic, mechanical, photocopying, recording, or otherwise or stored in a retrieval system, without the prior written consent of the publisher – or in the case of photocopying or other reprographic copying, a license from the Canadian Reprography Collective – is an infringement of copyright law. All information is current to March 1, 2025. Entire contents are the property of the Toronto Blue Jays Baseball Club and cannot be reprinted in whole or in part without the permission of the Blue Jays Communications Department.

Printed and bound in Canada by: **Astley Gilbert Limited, Toronto, ON**



ROGERS CENTRE BALLPARK MAP



LEGEND:

100 LEVEL

- KPMG BLUEPRINT CLUB
- TD LOUNGE
- ROGERS BANNER CLUB
- CLUB 328
- HOME PLATE RESERVED
- DUGOUT RESERVED
- BASELINE RESERVED
- CORNER RESERVED

100 LEVEL OUTFIELD

THESCORE BET BASELINE BOX

200 LEVEL

- TD CLUBHOUSE
- 200 LEVEL INFIELD
- 200 LEVEL BASES
- 200 LEVEL OUTFIELD

300 LEVEL

TICKETMASTER LOUNGE

500 LEVEL

- 500 LEVEL HOME PLATE
- 500 LEVEL INFIELD
- 500 LEVEL BASES
- 500 LEVEL OUTFIELD
- ACCESSIBLE SEATING

TORONTO BLUE JAYS 2025 SCHEDULE

MARCH / APRIL

SUN	MON	TUE	WED	THU	FRI	SAT
23	24	25	26	27 BAL 3:07PM	28 BAL 7:07PM	29 BAL 3:07PM
30 BAL 1:37PM	31 WAS 7:07PM	1 WAS 7:07PM	2 WAS 3:07PM	3	4 @NYM 3:07PM	5 @NYM 7:02PM
6 @NYM 1:40PM	7 @BOS 8:45PM	8 @BOS 8:45PM	9 @BOS 8:45PM	10 @BOS 4:10PM	11 @BAL 7:05PM	12 @BAL 4:05PM
13 @BAL 1:35PM	14 ATL 7:07PM	15 ATL 7:07PM	16 ATL 1:07PM	17	18 SEA 7:07PM	19 SEA 3:07PM
20 SEA 1:37PM	21 @HOU 8:10PM	22 @HOU 8:10PM	23 @HOU 7:40PM	24	25 @NYY 7:05PM	26 @NYY 1:05PM
27 @NYY 1:35PM	28	29 BOS 7:07PM	30 BOS 7:07PM			

MAY

SUN	MON	TUE	WED	THU	FRI	SAT
				1 BOS 7:07PM	2 CLE 7:07PM	3 CLE 3:07PM
4 CLE 1:37PM	5	6 @LAA 9:38PM	7 @LAA 8:38PM	8 @LAA 8:38PM	9 @SEA 8:40PM	10 @SEA 8:40PM
11 @SEA 4:10PM	12	13 TB 7:07PM	14 TB 7:07PM	15 TB 3:07PM	16 DET 7:07PM	17 DET 3:07PM
18 DET 1:37PM	19	20 SD 7:07PM	21 SD 7:07PM	22 SD 1:07PM	23 @TB 7:05PM	24 @TB 7:05PM
25 @TB 1:40PM	26 @TEX 4:05PM	27 @TEX 8:05PM	28 @TEX 8:05PM	29 ATH 7:07PM	30 ATH 7:07PM	31 ATH 3:07PM

JUNE

SUN	MON	TUE	WED	THU	FRI	SAT
1 ATH 1:37PM	2	3 PHI 7:07PM	4 PHI 7:07PM	5 PHI 7:07PM	6 @MIN 8:10PM	7 @MIN 2:10PM
8 @MIN 2:10PM	9 @STL 7:45PM	10 @STL 7:45PM	11 @STL 2:15PM	12	13 @PHI 8:45PM	14 @PHI 4:05PM
15 @PHI 1:35PM	16	17 ARI 7:07PM	18 ARI 7:07PM	19 ARI 3:07PM	20 CWS 7:07PM	21 CWS 3:07PM
22 CWS 1:37PM	23	24 @CLE 8:40PM	25 @CLE 8:40PM	26 @CLE 1:10PM	27 @BOS 7:10PM	28 @BOS 4:10PM
29 @BOS 1:35PM	30 NYY 7:07PM					

JULY

SUN	MON	TUE	WED	THU	FRI	SAT
		1 NYY 7:07PM	2 NYY 7:07PM	3 NYY 7:07PM	4 LAA 7:07PM	5 LAA 3:07PM
6 LAA 1:37PM	7 @CWS 7:40PM	8 @CWS 7:40PM	9 @CWS 2:10PM	10	11 @ATH 10:05PM	12 @ATH 10:05PM
13 @ATH 4:05PM	14	15	16	17	18 SF 7:07PM	19 SF 3:07PM
ALL-STAR BREAK						
20 SF 12:35PM	21 NYY 7:07PM	22 NYY 7:07PM	23 NYY 7:07PM	24 @DET 8:40PM	25 @DET 7:10PM	26 @DET 8:10PM
27 @DET 1:40PM	28 @BAL 8:35PM	29 @BAL 8:35PM	30 @BAL 12:35PM	31		

AUGUST

SUN	MON	TUE	WED	THU	FRI	SAT
					1 KC 8:07PM	2 KC 3:07PM
3 KC 1:37PM	4 @COL 8:40PM	5 @COL 8:40PM	6 @COL 3:10PM	7	8 @LAD 10:10PM	9 @LAD 8:10PM
10 @LAD 4:10PM	11	12 CHC 7:07PM	13 CHC 7:07PM	14 CHC 3:07PM	15 TEX 7:07PM	16 TEX 3:07PM
17 TEX 1:37PM	18 @PIT 8:40PM	19 @PIT 8:40PM	20 @PIT 7:07PM	21	22 @MIA 7:10PM	23 @MIA 4:10PM
24 @MIA 1:40PM	25 MIN 7:07PM	26 MIN 7:07PM	27 MIN 7:07PM	28	29 MIL 7:07PM	30 MIL 3:07PM
31 MIL 1:37PM						

SEPTEMBER

SUN	MON	TUE	WED	THU	FRI	SAT
	1 @CIN 1:10PM	2 @CIN 8:40PM	3 @CIN 8:40PM	4	5 @NYY 7:05PM	6 @NYY 1:05PM
7 @NYY 1:35PM	8	9 HOU 7:07PM	10 HOU 7:07PM	11 HOU 3:07PM	12 BAL 7:05PM	13 BAL 3:07PM
14 BAL 1:37PM	15 @TB 7:35PM	16 @TB 7:35PM	17 @TB 7:05PM	18 @TB 1:10PM	19 @KC 7:40PM	20 @KC 7:10PM
21 @KC 2:10PM	22	23 BOS 7:07PM	24 BOS 7:07PM	25 BOS 7:07PM	26 TB 7:07PM	27 TB 3:07PM
28 TB 3:07PM	29	30				

HOME

AWAY